STAUFF®

Test Couplings

Test Adaptors

Test Hoses and Connectors

Catalogue 7

**STAUFF Test**

| | |
|---|---|
| **Introduction** | **4 - 11** |
| **Test Couplings** | **12 - 53** |
| **Test Adaptors** | **54 - 59** |
| **Test Hoses and Connectors** | **60 - 71** |
| **Technical Appendix** | **72 - 77** |
| **Appendix** (Product-Specific Abbreviations / Global Contact Directory) | **78 - 85** |

Catalogue 1
## STAUFF Clamps

- Block Clamps
- Special Clamps
- Light Series Clamps
- Saddle Clamps
- U-Bolt Clamps
- Metal Clamps
- Construction Series

Catalogue 2
## STAUFF Connect

- Tube Connectors
- Assembly Tools and Devices

Catalogue 3
## STAUFF Flanges

- SAE Flanges
- Gear Pump Flanges

Catalogue 4
## STAUFF Hose Connectors

- Hose Connectors
- High-Pressure Hose Connectors




Catalogue 5
## STAUFF Quick Release Couplings

- Push-to-Connect Couplings
- Multi Couplings
- Screw-to-Connect Couplings

Catalogue 6
## STAUFF Valves

- Two-Way Ball Valves
- Multi-Way Ball Valves
- Flow Control and Check Valves
- Gauge Isolator Valves

Catalogue 7
## STAUFF Test

- Test Couplings
- Test Adaptors
- Test Hoses and Connectors

Catalogue 8
## STAUFF Diagtronics

- Pressure Gauges
- Hydraulic Testers
- Oil Analysis Equipment

Catalogue 9
## STAUFF Filtration Technology

- Replacement Filter Elements
- Pressure Filters
- Return-Line Filters
- In-Line Filters
- Spin-On Filters
- Offline and Bypass Filters
- Filtration Systems

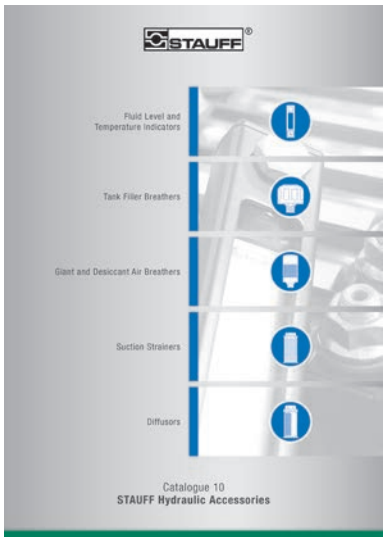


Catalogue 10
## STAUFF Hydraulic Accessories

- Fluid Level and Temperature Indicators
- Tank Filler Breathers
- Giant and Desiccant Air Breathers
- Suction Strainers
- Diffusors

For more than 50 years, the companies of STAUFF Group have been developing, manufacturing and distributing pipework equipment and hydraulic components for mechanical and plant engineering and for service and industrial maintenance.

In addition to mobile and industrial hydraulic machinery, typical applications also include commercial and special purpose vehicles, rail transportation and energy technology. Likewise, STAUFF products are used in marine, oil and gas applications and in the process, food and chemical industries.

The overall range currently includes about 50000 standard products as well as numerous special and system solutions according to customer's specifications or based on our in-house development.

All STAUFF products undergo relevant testing in accordance with international regulations and are governed by the high standards of the in-house quality management system. Furthermore, many items have received certifications and approvals from various international institutes, organisations and authorities who have independently confirmed the quality and performance of the products.

Wholly-owned manufacturing, sales and service facilities in 18 countries and a tight global network of authorised distribution partners ensure high presence and service paired with a maximum of availability.

Lloyd's Register LRQA

Quality Management – ISO 9001:2015
Environmental Management – ISO 14001:2015
Safety Management – ISO 45001:2018
Energy Management – ISO 50001:2018

## **STAUFF LINE** Components

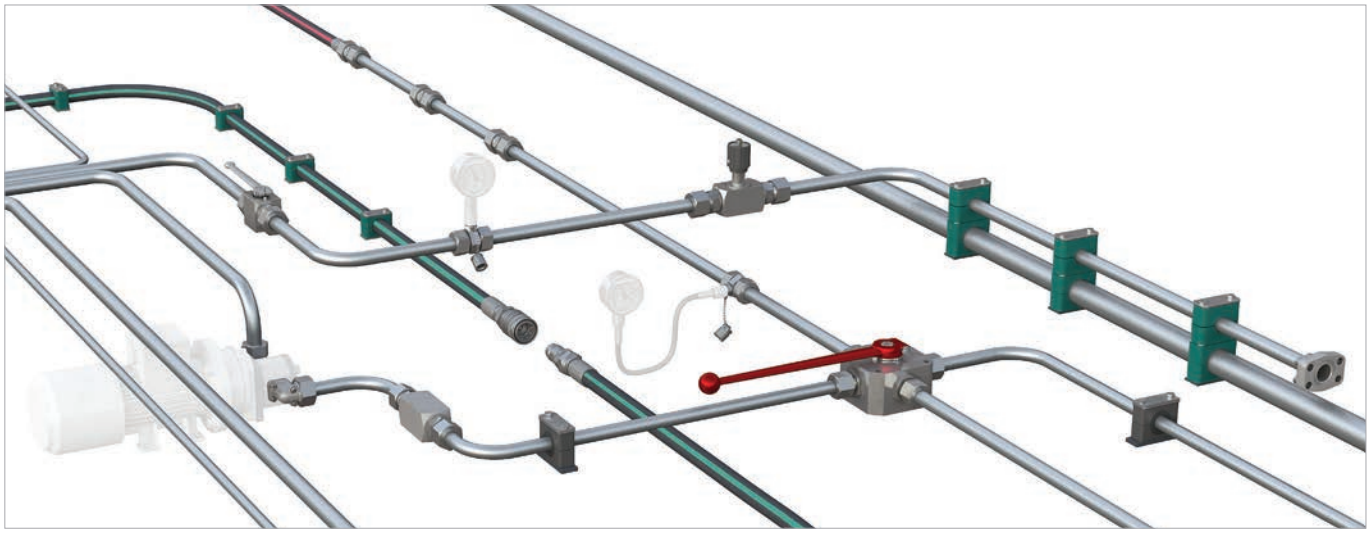

With the seven dedicated **STAUFF Line** product groups

- **STAUFF Clamps**
- **STAUFF Connect**
- **STAUFF Flanges**
- **STAUFF Hose Connectors**
- **STAUFF Quick Release Couplings**
- **STAUFF Valves**
- **STAUFF Test**

from own, in-house development and manufacturing, the companies of the STAUFF Group provide a comprehensive range of components for fastening and connecting pipes, tubes and hoses for mobile and industrial hydraulic applications and many other industries.

The portfolio is completed by components for shutting-off, regulating, throttling and measuring fluid media.

In order to perfectly match each other, STAUFF Line products are designed and offered on a high, uniform level of quality. A large proportion of the range made from steel comes as standard with the premium STAUFF Zinc/Nickel surface coating, which is also optionally available for many of the other components.

This coating offers the most reliable surface protection far beyond the previous market standards – even after transport, handling and assembly of the components – and meets all current legal requirements.

If desired, Original Equipment Manufacturers can be supported with value-added services, from **technical consultation** to **pre-assembly, assembly and kitting** as well as **logistics services**:

- Support with the **selection of suitable standard components** and ordering options; provision of **customised solutions** according to customer's specifications or based on our in-house development – from prototyping to large scale production
- **Analysis and optimization** of existing and design and developments of new systems aimed at increasing the efficiency and performance of machines and equipment and creating value for customers by reducing the total cost
- **Pre-assembly, assembly and kitting** of individual components to customer-specific system modules
- Individually coordinated **procurement solutions** (e.g. web shop and electronic data interchange) and **supply models** (e.g. from warehousing of customised components to Kanban logistics and just-in-time delivery of pre-fabricated system modules to the assembly lines of the customers) aimed at optimising material flows



Aligned with the needs of the market, the product groups

- **STAUFF Test**
- **STAUFF Diagtronics**
- **STAUFF Filtration Technology**
- **STAUFF Hydraulic Accessories**

include a comprehensive range of analogue and digital measuring equipment and devices, filtration systems and replacement filter elements as well as accessories for the construction of tanks, reservoirs, power packs and gear boxes in mobile and industrial hydraulics.

The offer is completed by relevant value-added services:

- Support with the **selection of suitable components** and ordering options; provision of **customised solutions** according to customer's specifications or based on our in-house development – from prototyping to large scale production
- Analysis of existing hydraulic circuits aimed at filtration systems, tank components and monitoring devices that perfectly match to the specific requirements, and developing integrated concepts to increase the efficiency and performance of machines and equipment
- Individually coordinated **procurement solutions** and **supply models**

## STAUFF Test

Test couplings from the STAUFF Test product range are already planned in suitable positions in the hydraulic system during the design phase of a machine, or added at a later stage in the course of retrofitting or upgrading.

They allow machine operators and maintenance personnel to easily and safely connect analogue and digital measuring and display devices for the temporary testing or continuous monitoring of system pressure and other factors.

If required, they also allow venting of the system as well as collecting representative fluid samples, e.g. for analysing the degree of contamination of the fluid.

This type of connection requires no tools and can also be carried out during operation under full system pressure up to 630 bar / 9135 PSI (depending on the type of coupling).

The check valve (ball or poppet valve) integrated into the test coupling opens only after connection of the measuring and display device with suitable adapters or test hoses, which complete the product range. This guarantees safe sealing of the connection without any risks of leakages or fluid escaping from the system.

During production, STAUFF test couplings are not crimped after insertion of the internal valve components and seals but rather closed with a threaded nipple in a fully automated process, which secures the proper functioning of the couplings under permanent loads.

The vibration protection feature, which prevents self-loosening of the protective metal cap caused by vibrations in the system, is another competitive advantage.

For the finishing of the test coupling range in carbon steel, STAUFF relies on the STAUFF Zinc/Nickel surface coating which has proven successful for many years. It provides reliable surface protection – even after transport, handling and assembly – and meets all current legal requirements.

Versions in stainless steel V2A and V4A are generally available from stock. Alternative materials and surfaces are available on request.

For selected types and series, independent certificates and approvals can be provided:

- Military approval for use as gas filling valves for nitrogen accumulators by the German Bundeswehr (Wehrtechnische Dienststelle für Pionier- und Truppengerät)
- DVGW registration as test points for gas pressure control systems, issued by the German Technical and Scientific Association for Gas and Water

## STAUFF Zinc/Nickel Coating

**Layers**
- Sealing
- Passivation
- Zinc/Nickel
- Steel

With at least 1200 hours resistance against red rust, the STAUFF Zinc/Nickel surface coating offers excellent surface protection – even after transport, handling and assembly. This was confirmed by testing in the salt-spray chamber according to DIN EN ISO 9227.

Users across all industries and applications benefit from sophisticated technology, which has been developed for and used by the very demanding automotive industry for many years now and that is already the proven standard for a large proportion of STAUFF components since 2007.

- At least 1200 hours resistance to red rust / base metal corrosion under practical conditions in the salt-spray chamber according to DIN EN ISO 9227
- White rust occurs only by way of a slight grey haze
- Surpassing the requirements of the corrosion protection class K5 as defined by the VDMA, the German Engineering Association (360 hours resistance to white rust / 720 hours resistance to red rust)
- Free of hexavalent chrome Cr(VI)
- ELV compliant according to 2000/53/EC (End of Life Vehicles Directive)
- REACH compliant according to 1907/2006/EC (Registration, Evaluation, Authorisation and Restriction of Chemicals)
- RoHS compliant according to 2002/95/EC (Restrictions of the Use of Hazardous Substances)
- Appealing colour scheme with a bright semi-gloss surface finish – comparable to Stainless Steel
- Significantly reduced tendency to corrosion by contact with other metals (such as Aluminium and Stainless Steel)
- Improved abrasion resistance due to the ductility / plastic deformability of the coating
- Little to no risk of triggering allergies – nickel release is down to only a fraction of the statutory limits relating to objects which come into direct and prolonged contact with the skin (independent results of the reference test method according DIN EN 1811 are available on request)
- Good paint adhesion properties
- Resistance against all commonly used hydraulic media




| | | | |
|---|---|---|---|
| | **Test 20 - Connection Thread M16 x 2** | **SMK-20** | **14 - 25** |
| | **Introduction** | | **14 - 15** |
| | Test Coupling with Ball Check | | |
| | **Test Coupling** | **SMK-20** | **16** |
| | with Male Threaded Stud | | |
| | **Test Coupling** | **SMK-20 Type G** | **17** |
| | with Straight 24° Fitting | | |
| | **Test Coupling** | **SMK-20 Type K** | **19** |
| | With 24° Taper / O-ring (DKO) | | |
| | **Test Coupling** | **SMK-20-JIC Type K** | **20** |
| | with 37° JIC Connection | | |
| | **Test Coupling** | **SMK-20-JIC Type G** | **21** |
| | with Straight 37° JIC Connection | | |
| | **Swivel Run Tee** | **SGV-JIC Type FM** | **22** |
| | with 37° JIC Connection | | |
| | **Test Coupling** | **SMK-20 Type ORFS** | **23** |
| | with ORFS Connection | | |
| | **Bulkhead** | **SSK-20** | **24** |
| | **Test Adaptor** | **SAD-20** | **24** |
| | **Gauge Adaptor** | **SMA-20**<br>**SMD-20** | **25** |
| | **Test 20 - Connection Thread M16 x 2** | **SKK-20** | **26 - 31** |
| | **Introduction** | | **26 - 27** |
| | Test Coupling with Piston Valve | | |
| | **Test Coupling** | **SKK-20** | **28** |
| | with Male Threaded Stud | | |
| | **Test Coupling** | **SKK-20 Type G** | **29** |
| | with Straight 24° Fitting | | |
| | **Test Coupling** | **SKK-20 Type K** | **31** |
| | With 24° Taper / O-ring (DKO) | | |

| | | | |
|---|---|---|---|
| | **Test 15 - Connection Thread M16 x 1,5** | **SMK-15** | **32 - 38** |
| | **Introduction** | | **32 - 33** |
| | Test Coupling with Ball Check | | |
| | **Test Coupling**<br>with Male Threaded Stud | **SMK-15** | **34** |
| | **Test Coupling**<br>with Straight 24° Fitting | **SMK-15 Type G** | **35** |
| | **Test Coupling**<br>With 24° Taper / O-ring (DKO) | **SMK-15 Type K** | **36** |
| | **Bulkhead** | **SSK-15** | **37** |
| | **Swivel Run Tee**<br>with 37° JIC Connection | **SGV-JIC Type FM** | **37** |
| | **Test Adaptor** | **SAD-15** | **38** |
| | **Gauge Adaptor** | **SMA-15**<br>**SMD-15** | **38** |
| | **Colour Marking Rings for Test Couplings and Test Hose Assemblies (Test 20 and Test 15)** | | **39** |
| | **Test 12 - Connection Thread S12,65 x 1,5** | **SKK-12** | **40 - 46** |
| | **Introduction** | | **40 - 41** |
| | Test Coupling with Piston Valve | | |
| | **Test Coupling**<br>with Male Threaded Stud | **SKK-12** | **42** |
| | **Test Coupling**<br>with Straight 24° Fitting | **SKK-12 Type G** | **43** |
| | **Test Coupling**<br>With 24° Taper / O-ring (DKO) | **SKK-12 Type K** | **44** |
| | **Bulkhead** | **SSKK-12** | **45** |
| | **Swivel Run Tee**<br>with 37° JIC Connection | **SGV-JIC Type FM** | **45** |
| | **Test Adaptor** | **SAD-12** | **46** |
| | **Gauge Adaptor** | **SMA-12**<br>**SMD-12** | **46** |
| | **Test 10 - Plug In System** | **SMK-10** | **48 - 52** |
| | **Introduction** | | **48 - 49** |
| | Test Coupling with Ball Check | | |
| | **Test Coupling**<br>with Male Threaded Stud | **SMK-10** | **50** |
| | **Gauge Adaptor** | **SMA-10** | **50** |
| | **Test Coupling**<br>with Straight 24° Fitting | **SMK-10 Type G** | **51** |
| | **Test Coupling**<br>With 24° Taper / O-ring (DKO) | **SMK-10 Type K** | **52** |
| | **Special Test Coupling Solutions** | | **53** |

## Test Coupling with Ball Check
## SMK-20

A

# Test Coupling with Ball Check
# SMK-20






## Fast Coupling for

- Monitoring and control of pressure
- Venting
- Sampling in high- and low-pressure systems
- Connection Thread according to ISO 15171-2

## Advantages

- Test system at working pressure
- Leak proof connection before **Ball Check** is open
- Simple connection to measurement, control and switching devices
- Self locking metal protective cap

## Working Pressure

- Max. working pressure 630 bar / 9137 PSI
  For SMK Type G and K the recommended working pressure of fitting manufacturer should be noted.
- Connection under pressure up to 400 bar / 5801 PSI max.

## Materials

- **Metal Parts:**
  Standard material: Steel, zinc/nickel-plated = **W3**
  Optional:
  Stainless Steel **W4** (1.4305 / AISI 303) on request
  Stainless Steel **W5** (1.4571 / AISI 316Ti) on request
- **Ball:** Stainless Steel

- **Seal Types:**
  **B = NBR (Buna-N®)**
  (Temperature range -20 °C ... +100 °C / -4 °F ... +212 °F)
  Note: Internal Seal Types made of FKM, even for standard NBR-type.

  **V = FKM (Viton®)***
  (Temperature range -20 °C ... +200 °C / -4 °F ... +392 °F)

  **E = EPDM Ethylene Propylene Diene Monomer Rubber**
  (for Brake fluid, Temperature range -40 °C ... +150 °C / -40 °F ... +302 °F)

  * Vibration safety O-ring made of NBR (Buna-N®).

## Media

- Suitable for hydraulic oils and other Mineral oil based fluids
  (Check compatibility of Seal Type material)
- For use with other liquid media please contact STAUFF

## Protection Cap

- The complete STAUFF-Test-20-type-SMK range is also available with a hexagonal protection cap made of steel or plastic protection cap.

## Colour Marking Rings

- Hydraulic test couplings and test hose assemblies of the STAUFF Test 20 and STAUFF Test 15 series made of steel and stainless steel can optionally be equipped with colour marking rings. Please see page 39 for more information.

| **SMK-20**<br>Test Coupling with Male Threaded Stud and optionally colour marking ring | **SMK-20 Type G**<br>Test Coupling with Straight 24° Fitting | **SMK-20 Type K**<br>Test Coupling With 24° Taper / O-ring (DKO) | **SMK-20-JIC**<br>Test Coupling with 37° JIC Connection | **SSK-20**<br>Bulkhead |
|---|---|---|---|---|
| | | | | |

A

## Test Coupling with Male Threaded Stud
## SMK-20

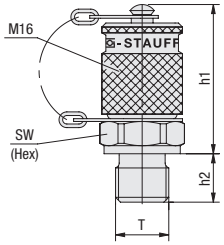


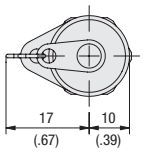


### Ordering Codes

***SMK*-20*-G1/4*-B*-C*-SK*-W3**

| | | |
|---|---|---|
| * Type | Test Coupling with Ball Check | **SMK** |
| * Series | STAUFF Test 20 (Connection Thread M16x2) | **-20** |
| * Port Connection | acc. to dimension table | **-G1/4** |
| * Seal Material | NBR (Buna-N®) | **-B** |
| | FKM (Viton®) | **-V** |
| | EPDM | **-E** |
| | Seal Type B and D | **none** |
| * Seal Type | O-ring Type A | **-A** |
| | Metal Joint Type B | **-B** |
| | Elastomeric Sealing Type C | **-C** |
| | Taper Type D | **-D** |
| | O-ring Type E | **-E** |
| * Protection Cap | Knurled protection cap | **–** |
| | Hexagonal protection cap | **-SK** |
| | Plastic protection cap | **-KK** |
| * Material Code | Steel, zinc/nickel-plated | **-W3** |
| | Stainless Steel V2A - 1.4305 (AISI 303) | **-W4** |
| | Stainless Steel V4A - 1.4571 (AISI 316 Ti) | **-W5** |

### Seal Type

O-ring Type A

Metal Joint Type B

Elastomeric Sealing Type C

Taper Type D[1]

O-ring Type E

For further information on Seal Types, please see page 74-77.

| Thread T | Seal Type | Working Pressure (bar/PSI) | Dimensions (mm/in) h1 | h2 | Hex | Torque (N·m/ft-lb) ca. Thread T | Weight (kg/lbs) ca. per 100 | Ordering Codes (Standard Option) |
|---|---|---|---|---|---|---|---|---|
| M8 x 1 | Type A | 250 | 38 | 8,5 | 17 | 6 | 6,10 | SMK-20-M8x1-B-A-W3 |
| | | 3625 | 1.50 | .33 | .67 | 4.4 | 13.42 | |
| M10 x 1 | | 630 | 38 | 9,8 | 17 | 12 | 6,70 | SMK-20-M10x1-B-A-W3 |
| | | 9137 | 1.50 | .39 | .67 | 8.8 | 14.74 | |
| M10 x 1 | Type B | 400 | 37 | 8 | 17 | 18 | 6,60 | SMK-20-M10x1-B-W3 |
| | | 5801 | 1.46 | .31 | .67 | 13.3 | 14.52 | |
| M12 x 1,5 | | 630 | 37 | 12 | 17 | 35 | 7,00 | SMK-20-M12x1.5-B-W3 |
| | | 9137 | 1.46 | .47 | .67 | 25.8 | 15.40 | |
| M14 x 1,5 | | 630 | 37 | 12 | 19 | 55 | 7,50 | SMK-20-M14x1.5-B-W3 |
| | | 9137 | 1.46 | .47 | .75 | 40.6 | 16.50 | |
| M16 x 1,5 | | 630 | 37 | 12 | 22 | 70 | 8,40 | SMK-20-M16x1.5-B-W3 |
| | | 9137 | 1.46 | .47 | .87 | 51.6 | 18.48 | |
| G1/8 | | 400 | 39 | 8 | 17 | 18 | 6,90 | SMK-20-G1/8-B-W3 |
| | | 5801 | 1.54 | .31 | .67 | 13.3 | 15.18 | |
| G1/4 | | 630 | 37 | 12 | 19 | 55 | 7,30 | SMK-20-G1/4-B-W3 |
| | | 9137 | 1.46 | .47 | .75 | 40.6 | 16.06 | |
| G3/8 | | 630 | 37 | 12 | 22 | 90 | 8,90 | SMK-20-G3/8-B-W3 |
| | | 9137 | 1.46 | .47 | .87 | 66.4 | 19.58 | |
| M10 x 1 | Type C | 400 | 39 | 8 | 17 | 18 | 6,80 | SMK-20-M10x1-B-C-W3 |
| | | 5801 | 1.54 | .31 | .67 | 13.3 | 14.96 | |
| M12 x 1,5 | | 630 | 37 | 12 | 17 | 35 | 6,90 | SMK-20-M12x1.5-B-C-W3 |
| | | 9137 | 1.46 | .47 | .67 | 25.8 | 15.18 | |
| M14 x 1,5 | | 630 | 37 | 12 | 19 | 50 | 7,70 | SMK-20-M14x1.5-B-C-W3 |
| | | 9137 | 1.46 | .47 | .75 | 36.9 | 16.94 | |
| M16 x 1,5 | | 630 | 37 | 12 | 22 | 60 | 8,70 | SMK-20-M16x1.5-B-C-W3 |
| | | 9137 | 1.46 | .47 | .87 | 44.2 | 19.14 | |
| G1/8 | | 400 | 39 | 8 | 17 | 18 | 6,80 | SMK-20-G1/8-B-C-W3 |
| | | 5801 | 1.54 | .31 | .67 | 13.3 | 14.96 | |
| G1/4 | | 630 | 37 | 12 | 19 | 45 | 8,10 | SMK-20-G1/4-B-C-W3 |
| | | 9137 | 1.46 | .47 | .75 | 33.2 | 17.82 | |
| G3/8 | | 630 | 37 | 12 | 22 | 80 | 8,90 | SMK-20-G3/8-B-C-W3 |
| | | 9137 | 1.46 | .47 | .87 | 59 | 19.58 | |
| G1/2 | | 630 | 39 | 14 | 27 | 110 | 12,80 | SMK-20-G1/2-B-C-W3 |
| | | 9137 | 1.54 | .55 | 1.06 | 81.1 | 28.16 | |
| R1/8 K | Type D[1] | 400 | 37 | 8 | 17 | | 6,70 | SMK-20-R1/8K-D-W3 |
| | | 5801 | 1.46 | .31 | .67 | | 14.74 | |
| R1/4 K | | 630 | 35 | 12 | 17 | | 7,10 | SMK-20-R1/4K-D-W3 |
| | | 9137 | 1.38 | .47 | .67 | | 15.62 | |
| 1/8 NPT | | 400 | 36 | 10 | 17 | | 6,40 | SMK-20-1/8NPT-D-W3 |
| | | 5801 | 1.42 | .39 | .67 | | 14.08 | |
| 1/4 NPT | | 630 | 35 | 15 | 17 | | 7,30 | SMK-20-1/4NPT-D-W3 |
| | | 9137 | 1.38 | .59 | .67 | | 16.06 | |
| 5/16–24 UNF | Type E | 400 | 38 | 7,5 | 17 | 8 | 6,70 | SMK-20-5/16UNF-B-E-W3 |
| | | 5.801 | 1.50 | .30 | .67 | 5.9 | 14.74 | |
| 7/16–20 UNF | | 630 | 38 | 9,1 | 17 | 20 | 7,00 | SMK-20-7/16UNF-B-E-W3 |
| | | 9137 | 1.50 | .36 | .67 | 14.7 | 15.40 | |
| 1/2–20 UNF | | 630 | 38 | 9,2 | 17 | 25 | 7,20 | SMK-20-1/2UNF-B-E-W3 |
| | | 9137 | 1.50 | .36 | .67 | 18.4 | 15.84 | |
| 9/16–18 UNF | | 630 | 37 | 10 | 19 | 35 | 7,60 | SMK-20-9/16UNF-B-E-W3 |
| | | 9137 | 1.46 | .39 | .75 | 25.8 | 16.72 | |
| 3/4–16 UNF | | 630 | 37 | 11.1 | 19 | 70 | 9,58 | SMK-20-3/4UNF-B-E-W3 |
| | | 9137 | 1.46 | .44 | .75 | 51.6 | 21.08 | |
| M10 x 1 | | 630 | 38 | 9,5 | 17 | 18 | 6,60 | SMK-20-M10x1-B-E-W3 |
| | | 9137 | 1.50 | .37 | .67 | 13.3 | 14.52 | |
| M12 x1,5 | | 630 | 37 | 11 | 17 | 35 | 6,90 | SMK-20-M12x1.5-B-E-W3 |
| | | 9137 | 1.46 | .43 | .67 | 25.8 | 15.18 | |
| M14 x 1,5 | | 630 | 38 | 11 | 19 | 45 | 7,80 | SMK-20-M14x1.5-B-E-W3 |
| | | 9137 | 1.50 | .43 | .75 | 33.2 | 17.16 | |

[1] Suitable liquid / plastic sealant required.
Alternative materials and surface finishings are available upon request. Contact STAUFF for further information.
Torque recommendations for Steel mating material.

Dimensional drawings: All dimensions in mm (in).

A

## Test Coupling with Straight 24° Fitting SMK-20 Type G

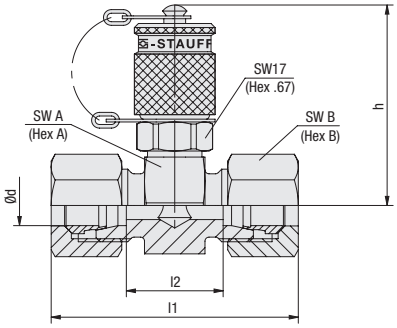

| Series | PN (bar/PSI) | Pipe Ød | Dimensions (mm/in) ~l1[3] | l2 | h | Hex A | Hex B | Weight (kg/lbs) ca. per 100[1] | Ordering Codes (Standard Option)[2] |
|---|---|---|---|---|---|---|---|---|---|
| L | 315 4568 | 6 | 51 | 21 | 49 | 24 | 14 | 14,80 | SMK-20-06L-G-W3-MS |
| | | | 2.01 | .83 | 1.93 | .94 | .55 | 32.56 | |
| | | 8 | 51 | 21 | 49 | 24 | 17 | 15,80 | SMK-20-08L-G-W3-MS |
| | | | 2.01 | .83 | 1.93 | .94 | .67 | 34.76 | |
| | | 10 | 53 | 23 | 49 | 24 | 19 | 16,70 | SMK-20-10L-G-W3-MS |
| | | | 2.09 | .91 | 1.93 | .94 | .75 | 36.74 | |
| | | 12 | 53 | 23 | 50,5 | 27 | 22 | 20,00 | SMK-20-12L-G-W3-MS |
| | | | 2.09 | .91 | 1.99 | 1.06 | .87 | 44.00 | |
| | | 15 | 55 | 25 | 52 | 30 | 27 | 26,00 | SMK-20-15L-G-W3-MS |
| | | | 2.17 | .98 | 2.05 | 1.18 | 1.06 | 57.20 | |
| | | 18 | 57 | 24 | 53 | 32 | 32 | 32,20 | SMK-20-18L-G-W3-MS |
| | | | 2.24 | .94 | 2.09 | 1.26 | 1.26 | 70.84 | |
| | 160 2320 | 22 | 61 | 28 | 55 | 36 | 36 | 38,90 | SMK-20-22L-G-W3-MS |
| | | | 2.40 | 1.10 | 2.17 | 1.42 | 1.42 | 85.58 | |
| | | 28 | 61 | 28 | 57,5 | 41 | 41 | 45,20 | SMK-20-28L-G-W3-MS |
| | | | 2.40 | 1.10 | 2.26 | 1.61 | 1.61 | 99.44 | |
| | | 35 | 69 | 26 | 60 | 46 | 50 | 63,80 | SMK-20-35L-G-W3-MS |
| | | | 2.72 | 1.02 | 2.36 | 1.81 | 1.97 | 140.36 | |
| | | 42 | 71 | 25 | 64,5 | 55 | 60 | 88,40 | SMK-20-42L-G-W3-MS |
| | | | 2.80 | .98 | 2.54 | 2.17 | 2.36 | 194.48 | |
| S | 630 9137 | 6 | 55 | 25 | 49 | 24 | 17 | 17,10 | SMK-20-06S-G-W3-MS |
| | | | 2.17 | .98 | 1.93 | .94 | .67 | 37.62 | |
| | | 8 | 55 | 25 | 49 | 24 | 19 | 18,10 | SMK-20-08S-G-W3-MS |
| | | | 2.17 | .98 | 1.93 | .94 | .75 | 39.82 | |
| | | 10 | 57 | 24 | 49 | 24 | 22 | 20,40 | SMK-20-10S-G-W3-MS |
| | | | 2.24 | .94 | 1.93 | .94 | .87 | 44.88 | |
| | | 12 | 57 | 24 | 49 | 24 | 24 | 22,10 | SMK-20-12S-G-W3-MS |
| | | | 2.24 | .94 | 1.93 | .94 | .94 | 48.62 | |
| | | 14 | 63 | 27 | 50,5 | 27 | 27 | 28,20 | SMK-20-14S-G-W3-MS |
| | | | 2.50 | 1.06 | 1.99 | 1.06 | 1.06 | 62.04 | |
| | 400 5801 | 16 | 63 | 26 | 52 | 30 | 30 | 32,20 | SMK-20-16S-G-W3-MS |
| | | | 2.50 | 1.02 | 2.05 | 1.18 | 1.18 | 70.84 | |
| | | 20 | 69 | 26 | 55 | 36 | 36 | 47,30 | SMK-20-20S-G-W3-MS |
| | | | 2.72 | 1.02 | 2.17 | 1.42 | 1.42 | 104.06 | |
| | | 25 | 75 | 27 | 57,5 | 41 | 46 | 76,40 | SMK-20-25S-G-W3-MS |
| | | | 2.95 | 1.06 | 2.26 | 1.61 | 1.81 | 168.08 | |
| | | 30 | 81 | 28 | 60 | 46 | 50 | 86,80 | SMK-20-30S-G-W3-MS |
| | | | 3.19 | 1.10 | 2.36 | 1.81 | 1.97 | 190.96 | |
| | 315 4568 | 38 | 91 | 29 | 64,5 | 55 | 60 | 127,70 | SMK-20-38S-G-W3-MS |
| | | | 3.58 | 1.14 | 2.54 | 2.17 | 2.36 | 280.94 | |

### Ordering Codes

***SMK*-20*-18L*-G*-SK*-W3*-MS**

| | | |
|---|---|---|
| * Type | Test Coupling with Ball Check | **SMK** |
| * Series | STAUFF Test 20 (Connection Thread M16x2) | **-20** |
| * Outside Tube Diameter | acc. to dimension table | **-18** |
| * Series | Light Series | **L** |
| | Heavy Series | **S** |
| * Seal Material | FKM (Viton®) | **none** |
| | EPDM | **-E** |
| * Connection | Straight 24° Fitting | **-G** |
| * Protection Cap | Knurled protection cap | **–** |
| | Hexagonal protection cap | **-SK** |
| | Plastic protection cap | **-KK** |
| * Material Code | Steel, zinc/nickel-plated | **-W3** |
| | Stainless Steel V2A - 1.4305 (AISI 303) | **-W4** |
| | Stainless Steel V4A - 1.4571 (AISI 316 Ti) | **-W5** |
| * Assembling / Kitting | Fitting body only | **–** |
| | Fitting body supplied with Cutting rings and union nuts | **-MS** |
| | Fitting body supplied with soft-sealing cutting rings and union nuts | **-MSV** |

[1] Weight including cutting rings and union nuts.
[2] Standard option: Fitting body supplied with Cutting rings and union nuts.
[3] Approximate dimension in assembled condition.
Port acc. to ISO 8434-1 / DIN 2353
Alternative materials and surface finishings are available upon request. Contact STAUFF for further information.

Dimensional drawings: All dimensions in mm (in).

## Test Coupling with 24° Taper / O-ring (DKO)
## SMK-20 Type K

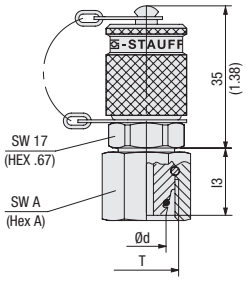


Version A

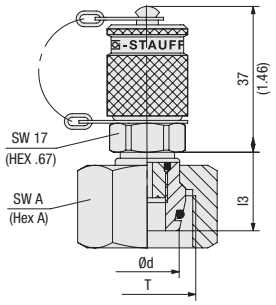


Version B

| Series | PN (bar/PSI) | Pipe Ød | Dimensions (mm/in) l3 | Hex A | Thread T | Version | Weight (kg/lbs) ca. per 100 | Ordering Codes (Standard Option) |
|---|---|---|---|---|---|---|---|---|
| L | 315 4568 | 6 | 15,5 | 14 | M12 x 1,5 | A | 8,00 | SMK-20-06L-B-K-W3 |
| | | | .61 | .55 | | | 17.60 | |
| | | 8 | 15,5 | 17 | M14 x 1,5 | A | 8,10 | SMK-20-08L-B-K-W3 |
| | | | .61 | .67 | | | 17.82 | |
| | | 10 | 16,5 | 19 | M16 x 1,5 | A | 9,30 | SMK-20-10L-B-K-W3 |
| | | | .65 | .75 | | | 20.46 | |
| | | 12 | 17,5 | 22 | M18 x 1,5 | A | 10,60 | SMK-20-12L-B-K-W3 |
| | | | .69 | .87 | | | 23.32 | |
| | | 15 | 21 | 27 | M22 x 1,5 | B | 12,80 | SMK-20-15L-B-K-GS-W3 |
| | | | .83 | 1.06 | | | 28.16 | |
| | | 18 | 19,5 | 32 | M26 x 1,5 | B | 16,20 | SMK-20-18L-B-K-GS-W3 |
| | | | .77 | 1.26 | | | 35.64 | |
| | 160 2320 | 22 | 20,5 | 36 | M30 x 2 | B | 19,40 | SMK-20-22L-B-K-GS-W3 |
| | | | .81 | 1.42 | | | 42.68 | |
| | | 28 | 25 | 41 | M36 x 2 | B | 25,10 | SMK-20-28L-B-K-GS-W3 |
| | | | .98 | 1.61 | | | 55.22 | |
| | | 35 | 30 | 50 | M45 x 2 | B | 40,50 | SMK-20-35L-B-K-GS-W3 |
| | | | 1.18 | 1.97 | | | 89.10 | |
| | | 42 | 31 | 60 | M52 x 2 | B | 58,10 | SMK-20-42L-B-K-GS-W3 |
| | | | 1.22 | 2.36 | | | 127.82 | |
| S | 630 9137 | 6 | 14,5 | 17 | M14 x 1,5 | A | 7,50 | SMK-20-06S-B-K-W3 |
| | | | .57 | .67 | | | 16.50 | |
| | | 8 | 16,5 | 19 | M16 x 1,5 | A | 8,70 | SMK-20-08S-B-K-W3 |
| | | | .65 | .75 | | | 19.14 | |
| | | 10 | 16,5 | 22 | M18 x 1,5 | A | 10,20 | SMK-20-10S-B-K-W3 |
| | | | .65 | .87 | | | 22.44 | |
| | | 12 | 17,5 | 24 | M20 x 1,5 | A | 11,70 | SMK-20-12S-B-K-W3 |
| | | | .69 | .94 | | | 25.74 | |
| | | 14 | 19,5 | 27 | M22 x 1,5 | B | 13,10 | SMK-20-14S-B-K-GS-W3 |
| | | | .77 | 1.06 | | | 28.82 | |
| | 400 5801 | 16 | 18 | 30 | M24 x 1,5 | B | 15,40 | SMK-20-16S-B-K-GS-W3 |
| | | | .71 | 1.18 | | | 33.88 | |
| | | 20 | 24 | 36 | M30 x 2 | B | 22,00 | SMK-20-20S-B-K-GS-W3 |
| | | | .94 | 1.42 | | | 48.40 | |
| | | 25 | 26 | 46 | M36 x 2 | B | 36,60 | SMK-20-25S-B-K-GS-W3 |
| | | | 1.02 | 1.81 | | | 80.52 | |
| | | 30 | 30 | 50 | M42 x 2 | B | 42,70 | SMK-20-30S-B-K-GS-W3 |
| | | | 1.18 | 1.97 | | | 93.94 | |
| | 315 4568 | 38 | 34 | 60 | M52 x 2 | B | 63,70 | SMK-20-38S-B-K-GS-W3 |
| | | | 1.34 | 2.36 | | | 140.14 | |

With 24° Taper / O-ring (DKO) Connection acc. to ISO 8434-1 / DIN 2353
Alternative materials and surface finishings are available upon request. Contact STAUFF for further information.

## Ordering Codes

***SMK*-20*-18L*-B*-K*-GS*-SK*-W3**

| | | |
|---|---|---|
| * Type | Test Coupling with Ball Check | **SMK** |
| * Series | STAUFF Test 20 (Connection Thread M16x2) | **-20** |
| * Outside Tube Diameter | acc. to dimension table | **-18** |
| * Series | Light Series | **L** |
| | Heavy Series | **S** |
| * Seal Material | NBR (Buna-N®) | **-B** |
| | FKM (Viton®) | **-V** |
| | EPDM | **-E** |
| * Connection | 24° Taper / O-ring (DKO) | **-K** |
| * Design | One-piece design (Version A) | **–** |
| | Screwed design (Version B) | **-GS** |
| * Protection Cap | Knurled protection cap | **–** |
| | Hexagonal protection cap | **-SK** |
| | Plastic protection cap | **-KK** |
| * Material Code | Steel, zinc/nickel-plated | **-W3** |
| | Stainless Steel V2A - 1.4305 (AISI 303) | **-W4** |
| | Stainless Steel V4A - 1.4571 (AISI 316 Ti) | **-W5** |

Dimensional drawings: All dimensions in mm (in).

A

## Test Coupling with 37° JIC Connection
## SMK-20-JIC Type K

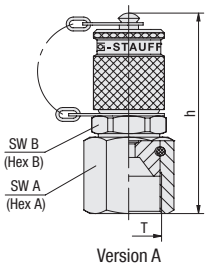

Version A

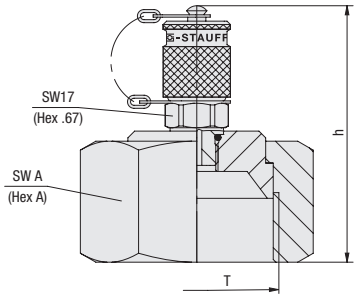

Version B

### Ordering Codes

***SMK*-20*-JIC3/4*-K*-GS*-SK*-W3**

| | | |
|---|---|---|
| * Type | Test Coupling with Ball Check | **SMK** |
| * Series | STAUFF Test 20 (Connection Thread M16x2) | **-20** |
| * Connection | 37° JIC Connection | **-JIC** |
| * Outside Tube Diameter | acc. to dimension table | **3/4** |
| * Seal Material | FKM (Viton®) | **none** |
| | EPDM | **-E** |
| * Connection | 37° JIC Taper | **-K** |
| * Design | One-piece design (Version A) | **–** |
| | Screwed design (Version B) | **-GS** |
| * Protection Cap | Knurled protection cap | **–** |
| | Hexagonal protection cap | **-SK** |
| | Plastic protection cap | **-KK** |
| * Material Code | Steel, zinc/nickel-plated | **-W3** |
| | Stainless Steel V2A - 1.4305 (AISI 303) | **-W4** |
| | Stainless Steel V4A - 1.4571 (AISI 316 Ti) | **-W5** |

| Pipe Ø inch | JIC-Size | Dimensions (mm/in) h | Hex A | Hex B | Thread T | Version | Weight (kg/lbs) ca. per 100 | Ordering Codes (Standard Option) |
|---|---|---|---|---|---|---|---|---|
| 1/4 | -4 | 53 | 17 | 17 | 7/16–20 UNF | A | 8,40 | SMK-20-JIC1/4-K-W3 |
| | | 2.09 | .67 | .67 | | | 18.48 | |
| 5/16 | -5 | 53,5 | 17 | 17 | 1/2–20 UNF | A | 8,30 | SMK-20-JIC5/16-K-W3 |
| | | 2.11 | .67 | .67 | | | 18.26 | |
| 3/8 | -6 | 55,5 | 19 | 17 | 9/16–18 UNF | A | 9,10 | SMK-20-JIC3/8-K-W3 |
| | | 2.19 | .75 | .67 | | | 20.02 | |
| 1/2 | -8 | 56,5 | 22 | 19 | 3/4–16 UNF | A | 10,40 | SMK-20-JIC1/2-K-W3 |
| | | 2.22 | .87 | .75 | | | 22.88 | |
| 5/8 | -10 | 60 | 27 | 22 | 7/8–14 UNF | A | 14,20 | SMK-20-JIC5/8-K-W3 |
| | | 2.36 | 1.06 | .87 | | | 31.24 | |
| 3/4 | -12 | 70,5 | 32 | - | 1-1/16–12 UN | B | 17,70 | SMK-20-JIC3/4-K-GS-W3 |
| | | 2.78 | 1.26 | | | | 38.94 | |
| 1 | -16 | 69 | 38 | - | 1-5/16–12 UN | B | 26,90 | SMK-20-JIC1-K-GS-W3 |
| | | 2.72 | 1.50 | | | | 59.18 | |
| 1-1/4 | -20 | 73,5 | 50 | - | 1-5/8–12 UN | B | 40,20 | SMK-20-JIC1-1/4-K-GS-W3 |
| | | 2.89 | 1.97 | | | | 88.44 | |
| 1-1/2 | -24 | 76 | 60 | - | 1-7/8–12 UN | B | 63,50 | SMK-20-JIC1-1/2-K-GS-W3 |
| | | 2.99 | 2.36 | | | | 139.70 | |

With 37° JIC Connection acc. to SAE J514
Alternative materials and surface finishings are available upon request. Contact STAUFF for further information.

Dimensional drawings: All dimensions in mm (in).

A

## Test Coupling with Straight 37° JIC Connection
## SMK-20-JIC Type G

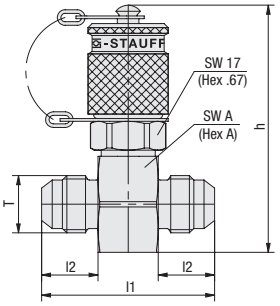

| Pipe Ø | JIC-Size | Dimensions (mm/in) | | | | Thread | Weight (kg/lbs) ca. | Ordering Codes (Standard Option) |
|---|---|---|---|---|---|---|---|---|
| inch | | l1 | l2 | h | Hex A | T | per 100 | |
| 1/4 | -4 | 43 | 14 | 61 | 24 | 7/16–20 UNF | 13,70 | SMK-20-JIC1/4-G-W3 |
| | | 1.69 | .55 | 2.40 | .94 | | 30.14 | |
| 5/16 | -5 | 43 | 14 | 61 | 24 | 1/2–20 UNF | 12,90 | SMK-20-JIC5/16-G-W3 |
| | | 1.69 | .55 | 2.40 | .94 | | 28.38 | |
| 3/8 | -6 | 43 | 14 | 61 | 24 | 9/16–18 UNF | 13,00 | SMK-20-JIC3/8-G-W3 |
| | | 1.69 | .55 | 2.40 | .94 | | 28.60 | |
| 1/2 | -8 | 48,5 | 16,5 | 67 | 30 | 3/4–16 UNF | 17,90 | SMK-20-JIC1/2-G-W3 |
| | | 1.91 | .65 | 2.64 | 1.18 | | 39.38 | |
| 5/8 | -10 | 53,5 | 19,5 | 67 | 30 | 7/8–14 UNF | 20,70 | SMK-20-JIC5/8-G-W3 |
| | | 2.11 | .77 | 2.64 | 1.18 | | 45.54 | |
| 3/4 | -12 | 59 | 22 | 73 | 36 | 1-1/16–12 UN | 27,00 | SMK-20-JIC3/4-G-W3 |
| | | 2.32 | .87 | 2.87 | 1.42 | | 59.40 | |
| 1 | -16 | 61 | 23 | 78 | 41 | 1-5/16–12 UN | 32,60 | SMK-20-JIC1-G-W3 |
| | | 2.40 | .91 | 3.07 | 1.61 | | 71.72 | |
| 1-1/4 | -20 | 65,5 | 24,5 | 83 | 46 | 1-5/8–12 UN | 45,30 | SMK-20-JIC1-1/4-G-W3 |
| | | 2.58 | .96 | 3.26 | 1.81 | | 99.66 | |
| 1-1/2 | -24 | 72 | 27,5 | 92 | 55 | 1-7/8–12 UN | 58,30 | SMK-20-JIC1-1/2-G-W3 |
| | | 2.83 | 1.08 | 3.62 | 2.17 | | 128.26 | |

With Straight 37° JIC Connection acc. to SAE J514
Alternative materials and surface finishings are available upon request. Contact STAUFF for further information.

### Ordering Codes

***SMK*-20*-JIC3/4*-G*-SK*-W3**

| | | |
|---|---|---|
| * Type | Test Coupling with Ball Check | **SMK** |
| * Series | STAUFF Test 20 (Connection Thread M16x2) | **-20** |
| * Connection | 37° JIC Connection | **-JIC** |
| * Outside Tube Diameter | acc. to dimension table | **3/4** |
| * Seal Material | FKM (Viton®) | **none** |
| | EPDM | **-E** |
| * Connection | Straight Fitting | **-G** |
| * Protection Cap | Knurled protection cap | **–** |
| | Hexagonal protection cap | **-SK** |
| | Plastic protection cap | **-KK** |
| * Material Code | Steel, zinc/nickel-plated | **-W3** |
| | Stainless Steel V2A - 1.4305 (AISI 303) | **-W4** |
| | Stainless Steel V4A - 1.4571 (AISI 316 Ti) | **-W5** |

Dimensional drawings: All dimensions in mm (in).

A

## Swivel Run Tee with 37° JIC Connection
## SGV-JIC Type FM

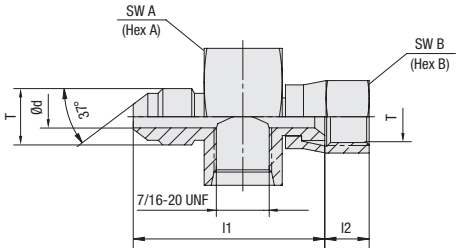


### Ordering Codes

***SGV*-7/16UNF*-12*-JIC3/4*-FM*-W66**

| | | |
|---|---|---|
| * Type | Swivel Run Tee | **SGV** |
| * Port Connection | acc. to dimension table | **-7/16UNF** |
| * JIC Size | acc. to dimension table | **-12** |
| * Connection | 37° JIC Connection | **-JIC** |
| * Outside Tube Diameter | acc. to dimension table | **3/4** |
| * Connection | Female/Male Thread | **-FM** |
| * Material Code | Carbon Steel, zinc-plated and thick-film passivated | **-W66** |

| Pipe Ø | JIC-Size | Dimensions (mm/in) | | | | | Thread T | Weight (kg/lbs) ca. | Ordering Codes (Standard Option) |
|---|---|---|---|---|---|---|---|---|---|
| inch | | Ø d | l1 | l2 | Hex A | Hex B | inch | per 100 | |
| 1/4 | 04 | 4,37 | 37,74 | 8,74 | 27 | 14,29 | 7/16–20 UNF | 8,96 | SGV-7/16UNF-04-JIC1/4-FM-W66 |
| | | .17 | 1.49 | .34 | 1.06 | .56 | | 19.71 | |
| 3/8 | 06 | 7,54 | 40,01 | 9,53 | 27 | 17,46 | 9/16–18 UNF | 9,60 | SGV-7/16UNF-06-JIC3/8-FM-W66 |
| | | .30 | 1.58 | .38 | 1.06 | .69 | | 21.12 | |
| 1/2 | 08 | 9,93 | 44,65 | 10,72 | 27 | 22,23 | 3/4–16 UNF | 11,20 | SGV-7/16UNF-08-JIC1/2-FM-W66 |
| | | .39 | 1.76 | .42 | 1.06 | .88 | | 24.64 | |
| 5/8 | 10 | 12,29 | 48,26 | 12,70 | 28,58 | 25,40 | 7/8–14 UNF | 17,10 | SGV-7/16UNF-10-JIC5/8-FM-W66 |
| | | .48 | 1.90 | .50 | 1.13 | 1.00 | | 37.62 | |
| 3/4 | 12 | 15,47 | 51,33 | 14,45 | 31,75 | 31,75 | 1-1/16–12 UN | 20,40 | SGV-7/16UNF-12-JIC3/4-FM-W66 |
| | | .61 | 2.02 | .57 | 1.25 | 1.25 | | 44.88 | |
| 1 | 16 | 21,44 | 57,30 | 15,09 | 38,10 | 38,10 | 1-5/16–12 UN | 30,80 | SGV-7/16UNF-16-JIC1-FM-W66 |
| | | .84 | 2.26 | .59 | 1.50 | 1.50 | | 67.76 | |

Alternative materials and surface finishings are available upon request. Contact STAUFF for further information.

Dimensional drawings: All dimensions in mm (in).

## Test Coupling with ORFS Connection
## SMK-20 Type ORFS



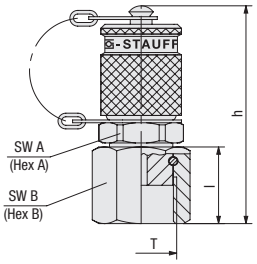

| Thread | ORFS-Size | Dimensions (mm/in) | | | | Weight (kg/lbs) ca. | Ordering Codes (Standard Option) |
|---|---|---|---|---|---|---|---|
| T | | h | l | Hex A | Hex B | per 100 | |
| 9/16–18 UNF | 04 | 54 | 19 | 17 | 19 | 9,50 | SMK-20-04-ORFS-W3 |
| | | 2.1 | .75 | .67 | .75 | 20.90 | |
| 11/16–16 UN | 06 | 54 | 19 | 19 | 21 | 9,80 | SMK-20-06-ORFS-W3 |
| | | 2.1 | .75 | .75 | .80 | 21.60 | |
| 13/16–16 UN | 08 | 54 | 19 | 22 | 24 | 11,69 | SMK-20-08-ORFS-W3 |
| | | 2.1 | .75 | .87 | .87 | 25.73 | |

Alternative materials and surface finishings are available upon request. Contact STAUFF for further information.

### Ordering Codes

***SMK*-20*-06*-ORFS*-SK*-W3**

| | | |
|---|---|---|
| * Type | Test Coupling with Ball Check | **SMK** |
| * Series | STAUFF Test 20 (Connection Thread M16x2) | **-20** |
| * ORFS-Size | acc. to dimension table | **-06** |
| * Connection | ORFS | **-ORFS** |
| * Seal Material | FKM (Viton®) | **none** |
| | EPDM | **-E** |
| * Protection Cap | Knurled protection cap | **–** |
| | Hexagonal protection cap | **-SK** |
| | Plastic protection cap | **-KK** |
| * Material Code | Steel, zinc/nickel-plated | **-W3** |
| | Stainless Steel V2A - 1.4305 (AISI 303) | **-W4** |
| | Stainless Steel V4A - 1.4571 (AISI 316 Ti) | **-W5** |

Dimensional drawings: All dimensions in mm (in).

A

## Bulkhead
## SSK-20

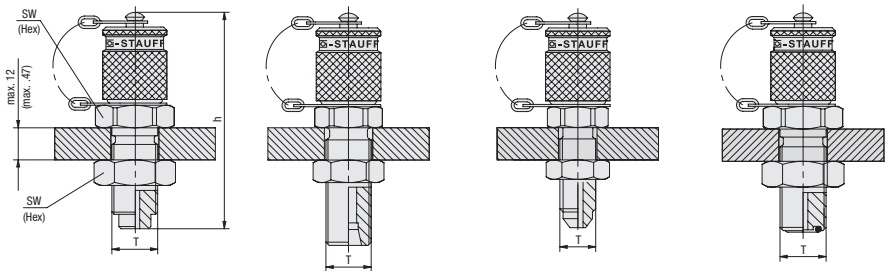


Version A | Version B | Version C | Version D

### Ordering Codes

***SSK*-20*-JIC1/4*-M*-SK*-W3**

| | | |
|---|---|---|
| * Type | Bulkhead with Ball Check | **SSK** |
| * Series | STAUFF Test 20 (Connection Thread M16x2) | **-20** |
| * Connection | 37° JIC Connection | **-JIC** |
| * Outside Tube Diameter | acc. to dimension table | **1/4** |
| * Connection | Male Thread | **-M** |
| * Seal Material | NBR (Buna-N®) | **-B** |
| | FKM (Viton®) | **-V** |
| | EPDM | **-E** |
| | Version A/B/C | **none** |
| * Protection Cap | Knurled protection cap | **–** |
| | Hexagonal protection cap | **-SK** |
| | Plastic protection cap | **-KK** |
| * Material Code | Steel, zinc/nickel-plated | **-W3** |
| | Stainless Steel V2A - 1.4305 (AISI 303) | **-W4** |
| | Stainless Steel V4A - 1.4571 (AISI 316 Ti) | **-W5** |

| Thread | Dimensions (mm/in) | | Version | Weight (kg/lbs) ca. | Ordering Codes (Standard Option) |
|---|---|---|---|---|---|
| T | h | Hex | | per 100 | |
| M16 x 2 | 72 | 19 | A | 10,80 | SSK-20-W3 |
| | 2.83 | .75 | | 23.76 | |
| M14 x 1,5[1] | 72 | 19 | B | 10,10 | SSK-20/08L-W3 |
| | 2.83 | .75 | | 22.22 | |
| M16 x 1,5[1] | 72 | 22 | B | 12,30 | SSK-20/08S-W3 |
| | 2.83 | .87 | | 27.06 | |
| M18 x 1,5[1] | 72 | 24 | B | 11,90 | SSK-20/12L-W3 |
| | 2.83 | .94 | | 26.18 | |
| 7/16–20 UNF[2] | 66 | 17 | C | 12,30 | SSK-20-JIC1/4-M-W3 |
| | 2.60 | .67 | | 27.11 | |
| 9/16–18 UNF[3] | 67 | 22 | D | 12,00 | SSK-20-04-ORFS-B-W3 |
| | 2.64 | .87 | | 26.40 | |
| 11/16–16 UN[3] | 72 | 27 | D | 16,10 | SSK-20-06-ORFS-B-W3 |
| | 2.83 | 1.06 | | 35.42 | |
| 13/16–16 UNF[3] | 75 | 30 | D | 10,00 | SSK-20-08-ORFS-B-W3 |
| | 2.95 | 1.18 | | 22.04 | |

Also available for gaseous media: Type SSKK
[1] Compression ring assembly 08L/ 08S/ 12L according to ISO 8434-1 / DIN 2353
[2] JIC cone fitting according to SAE J514
[3] O-ring face sealing according to SAE J1453
Standard option: With Hexagon Lock Nut.
Standard option - Version B: Excluding cutting rings and union nuts
Alternative materials and surface finishings are available upon request. Contact STAUFF for further information.

## Test Adaptor
## SAD-20

Version A | Version B

### Ordering Codes

***SAD*-20/15*-W3**

| | | |
|---|---|---|
| * Type | Test Adaptor | **SAD** |
| * Connection Type | Version A | **-20/15** |
| | Version A | **-20/12** |
| | Version B | **-20/10** |
| * Seal Material | FKM (Viton®) | **none** |
| | EPDM | **-E** |
| * Material Code | Steel, zinc/nickel-plated | **-W3** |
| | Stainless Steel V2A - 1.4305 (AISI 303) | **-W4** |
| | Stainless Steel V4A - 1.4571 (AISI 316 Ti) | **-W5** |

| Thread | Dimensions (mm/in) | Version | Weight (kg/lbs) ca. | Ordering Codes (Standard Option) |
|---|---|---|---|---|
| T | h | | per 100 | |
| M16 x 1,5 | 39 | A | 5,80 | SAD-20/15-W3 |
| | 1.54 | | 12.76 | |
| S12[1] | 39 | A | 5,30 | SAD-20/12-W3 |
| | 1.54 | | 11.66 | |
| Plug in | 37 | B | 3,40 | SAD-20/10-W3 |
| | 1.46 | | 7.48 | |

[1] Special thread: buttress thread S12,65 x1,5
Alternative materials and surface finishings are available upon request. Contact STAUFF for further information.

Dimensional drawings: All dimensions in mm (in).

## Gauge Adaptor SMA-20

## Direct Gauge Adaptor SMD-20

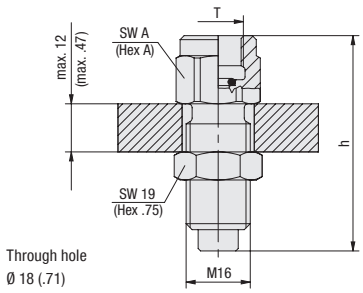


Gauge Adaptor SMA-20

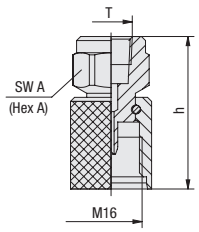


Direct Gauge Adaptor SMD-20

| Thread | Dimensions (mm/in) | | Weight (kg/lbs) ca. | Ordering Codes (Standard Option) |
|---|---|---|---|---|
| T | h | Hex A | per 100 | |
| G1/4 | 54 | 19 | 7,20 | SMA-20-G1/4-B-OR-W3 |
| | 2.13 | .75 | 15.84 | |
| G1/2 | 64 | 27 | 12,40 | SMA-20-G1/2-B-OR-W3 |
| | 2.52 | 1.06 | 27.28 | |
| 1/4 NPT | 54 | 19 | 7,20 | SMA-20-1/4NPT-W3 |
| | 2.13 | .75 | 15.84 | |
| 1/2 NPT | 64 | 27 | 13,50 | SMA-20-1/2NPT-W3 |
| | 2.52 | 1.06 | 29.70 | |
| 7/16–20 UNF | 54 | 19 | 7,60 | SMA-20-7/16UNF-B-W3 |
| | 2.16 | .75 | 16.76 | |
| 9/16–18 UNF | 57 | 19 | 7,50 | SMA-20-9/16UNF-B-W3 |
| | 2.24 | .75 | 16.53 | |
| G1/4 | 41 | 19 | 5,70 | SMD-20-G1/4-B-OR-W3 |
| | 1.61 | .75 | 12.54 | |
| G1/2 | 51 | 27 | 10,10 | SMD-20-G1/2-B-OR-W3 |
| | 2.01 | 1.06 | 22.22 | |
| 1/4 NPT | 41 | 19 | 5,80 | SMD-20-1/4NPT-W3 |
| | 1.61 | .75 | 12.76 | |
| 1/2 NPT | 51 | 27 | 10,80 | SMD-20-1/2NPT-W3 |
| | 2.01 | 1.06 | 23.76 | |
| 7/16–20 UNF | 41 | 19 | 6,00 | SMD-20-7/16UNF-W3 |
| | 1.61 | .75 | 13.20 | |
| 9/16–18 UNF | 43 | 19 | 5,25 | SMD-20-9/16UNF-W3 |
| | 1.69 | .75 | 11.55 | |

### Ordering Codes

***SMA*-20*-G1/4*-B*-OR*-W3**

| | | |
|---|---|---|
| * Type | Gauge Adaptor | **SMA** |
| * Series | STAUFF Test 20 (Connection Thread M16x2) | **-20** |
| * Thread | acc. to dimension table | **-G1/4** |
| * Seal Material | NBR (Buna-N®) | **-B** |
| | FKM (Viton®) | **-V** |
| | EPDM | **-E** |
| | Seal Type without O-ring | **none** |
| * Seal Type | with O-ring | **-OR** |
| * Material Code | Steel, zinc/nickel-plated | **-W3** |
| | Stainless Steel V2A - 1.4305 (AISI 303) | **-W4** |
| | Stainless Steel V4A - 1.4571 (AISI 316 Ti) | **-W5** |

Standard option - SMA-20: With Hexagon Lock Nut.
Alternative materials and surface finishings are available upon request. Contact STAUFF for further information.
Snubber on request.

Dimensional drawings: All dimensions in mm (in).

## Test Coupling with Piston Valve
## SKK-20

A

# Test Coupling with Piston Valve SKK-20






## Fast Coupling for

- Monitoring and control of pressure
- Venting
- Sampling in high- and low-pressure systems
- Filling of accumulators (special filling-version)
- Connection Thread according to ISO 15171-2

## Advantages

- Test system at working pressure
- Leakproof connection before **piston valve** is open
- Simple connection to measurement, control and switching devices
- Self locking metal protective cap

## Working Pressure

- Max. working pressure 630 bar / 9137 PSI
  For SKK Type G and K the recommended working pressure of fitting manufacturer should be noted.
- Connection under pressure up to 400 bar / 5801 PSI max.

## DVGW

- DVGW registration as test points for gas pressure controlsystems, issued by the German Technical and Scientific Association for Gas and Water
- The DVGW approval relates solely to the SKK-12 and SKK-20 series with connection types:
  - M8x1-V-A-DVGW
  - M10x1-V-A-DVGW
  - 1/8NPT-V-D-DVGW
  - 1/4NPT-V-D-DVGW

## Protection Cap

- The complete STAUFF-Test-20-Type-SKK range is also available with a hexagonal protection cap made of steel or plastic protection cap.

## Media

- Suitable for hydraulic oils and other Mineral oil based fluids (Check compatibility of sealing material)
- For use with other liquid media please contact STAUFF
- In case of ultimate tightness requirements for gaseous media, a special Gas-type is available

## Materials

- **Metal Parts:**
  Standard material: Steel, zinc/nickel-plated = **W3**
  Optional:
  Stainless Steel **W4** (1.4305 / AISI 303) on request
  Stainless Steel **W5** (1.4571 / AISI 316Ti) on request

- **Seal Types:**
  **B = NBR (Buna-N®)**
  (Temperature range -20 °C ... +100 °C / -4 °F ... +212 °F)
  Note: Internal sealings made of FKM, even for standard NBR-type.

  **V = FKM (Viton®)***
  (Temperature range -20 °C ... +200 °C / -4 °F ... +392 °F)

  **E = EPDM Ethylene Propylene Diene Monomer Rubber**
  (for Brake fluid, Temperature range -40 °C ... +150 °C / -40 °F ... +302 °F)

  * Vibration safety O-ring made of NBR (Buna-N®).

## Colour Marking Rings

- Hydraulic test couplings and test hose assemblies of the STAUFF Test 20 and STAUFF Test 15 series made of steel and stainless steel can optionally be equipped with colour marking rings. Please see page 39 for more information.

| **SKK-20**<br>Test Coupling with Male Threaded Stud<br>and optionally colour marking ring | **SKK-20 Type G**<br>Test Coupling with<br>Straight 24° Fitting | **SKK-20 Type K**<br>Test Coupling<br>With 24° Taper / O-ring (DKO) |
|---|---|---|
| | | |

A

## Test Coupling with Male Threaded Stud SKK-20

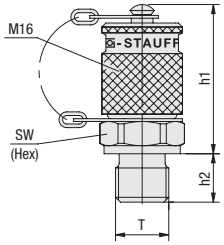


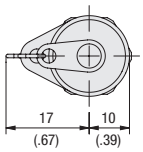


### Ordering Codes

***SKK*-20*-G1/4*-B*-C*-SK*-W3**

| | | |
|---|---|---|
| * Type | Test Coupling with Piston Valve | **SKK** |
| * Series | STAUFF Test 20 (Connection Thread M16x2) | **-20** |
| * Port Connection | acc. to dimension table | **-G1/4** |
| * Seal Material | NBR (Buna-N®) | **-B** |
| | FKM (Viton®) | **-V** |
| | EPDM | **-E** |
| | Seal Type B and D | **none** |
| * Seal Type | O-ring Type A | **-A** |
| | Metal Joint Type B | **-B** |
| | Elastomeric Sealing Type C | **-C** |
| | Taper Type D | **-D** |
| | O-ring Type E | **-E** |
| * Protection Cap | Knurled protection cap | **–** |
| | Hexagonal protection cap | **-SK** |
| | Plastic protection cap | **-KK** |
| * Material Code | Steel, zinc/nickel-plated | **-W3** |
| | Stainless Steel V2A - 1.4305 (AISI 303) | **-W4** |
| | Stainless Steel V4A - 1.4571 (AISI 316 Ti) | **-W5** |

### Seal Type

O-ring Type A

Metal Joint Type B

Elastomeric Sealing Type C

Taper Type D[1]

O-ring Type E

For further information on Seal Types, please see page 74-77.

| Thread T | Seal Type | Working Pressure (bar/PSI) | Dimensions (mm/in) h1 | h2 | Hex | Torque (N·m/ft-lb) ca. Thread T | Weight (kg/lbs) ca. per 100 | Ordering Codes (Standard Option) |
|---|---|---|---|---|---|---|---|---|
| M8 x 1 | Type A | 250 | 38 | 8,5 | 17 | 6 | 6,40 | SKK-20-M8x1-B-A-W3 |
| | | 3625 | 1.50 | .33 | .67 | 4.4 | 14.08 | |
| M10 x 1 | | 630 | 38 | 9,8 | 17 | 12 | 6,90 | SKK-20-M10x1-B-A-W3 |
| | | 9137 | 1.50 | .39 | .67 | 8.8 | 15.18 | |
| M12 x 1,5 | Type B | 630 | 37 | 12 | 17 | 35 | 7,50 | SKK-20-M12x1.5-B-W3 |
| | | 9137 | 1.46 | .47 | .67 | 25.8 | 16.50 | |
| M14 x 1,5 | | 630 | 37 | 12 | 19 | 55 | 7,70 | SKK-20-M14x1.5-B-W3 |
| | | 9137 | 1.46 | .47 | .75 | 40.6 | 16.94 | |
| M16 x 1,5 | | 630 | 37 | 12 | 22 | 70 | 8,80 | SKK-20-M16x1.5-B-W3 |
| | | 9137 | 1.46 | .47 | .87 | 51.6 | 19.36 | |
| G1/4 | | 630 | 37 | 12 | 19 | 55 | 7,60 | SKK-20-G1/4-B-W3 |
| | | 9137 | 1.46 | .47 | .75 | 40.6 | 16.72 | |
| G3/8 | | 630 | 37 | 12 | 22 | 90 | 9,10 | SKK-20-G3/8-B-W3 |
| | | 9137 | 1.46 | .47 | .87 | 66.4 | 20.02 | |
| M10 x 1 | Type C | 400 | 39 | 8 | 17 | 18 | 7,10 | SKK-20-M10x1-B-C-W3 |
| | | 5801 | 1.54 | .31 | .67 | 13.3 | 15.62 | |
| M12 x 1,5 | | 630 | 37 | 12 | 17 | 35 | 6,90 | SKK-20-M12x1.5-B-C-W3 |
| | | 9137 | 1.46 | .47 | .67 | 25.8 | 15.18 | |
| M14 x 1,5 | | 630 | 37 | 12 | 19 | 50 | 7,70 | SKK-20-M14x1.5-B-C-W3 |
| | | 9137 | 1.46 | .47 | .75 | 36.9 | 16.94 | |
| M16 x 1,5 | | 630 | 37 | 12 | 22 | 60 | 8,80 | SKK-20-M16x1.5-B-C-W3 |
| | | 9137 | 1.46 | .47 | .87 | 44.2 | 19.36 | |
| G1/8 | | 400 | 39 | 8 | 17 | 18 | 7,00 | SKK-20-G1/8-B-C-W3 |
| | | 5801 | 1.54 | .31 | .67 | 13.3 | 15.40 | |
| G1/4 | | 630 | 37 | 12 | 19 | 45 | 7,80 | SKK-20-G1/4-B-C-W3 |
| | | 9137 | 1.46 | .47 | .75 | 33.2 | 17.16 | |
| G3/8 | | 630 | 37 | 12 | 22 | 80 | 9,20 | SKK-20-G3/8-B-C-W3 |
| | | 9137 | 1.46 | .47 | .87 | 59 | 20.24 | |
| G1/2 | | 630 | 39 | 14 | 27 | 110 | 12,70 | SKK-20-G1/2-B-C-W3 |
| | | 9137 | 1.54 | .55 | 1.06 | 81.1 | 27.94 | |
| R1/8 K | Type D[1] | 400 | 37 | 8 | 17 | | 6,60 | SKK-20-R1/8K-D-W3 |
| | | 5801 | 1.46 | .31 | .67 | | 14.52 | |
| R1/4 K | | 630 | 35 | 12 | 17 | | 7,20 | SKK-20-R1/4K-D-W3 |
| | | 9137 | 1.38 | .47 | .67 | | 15.84 | |
| 1/8 NPT | | 400 | 36 | 10 | 17 | | 6,30 | SKK-20-1/8NPT-D-W3 |
| | | 5801 | 1.42 | .39 | .67 | | 13.86 | |
| 1/4 NPT | | 630 | 35 | 15 | 17 | | 7,10 | SKK-20-1/4NPT-D-W3 |
| | | 9137 | 1.38 | .59 | .67 | | 15.62 | |
| 5/16–24 UNF | Type E | 400 | 38 | 7,5 | 17 | 8 | 6,60 | SKK-20-5/16UNF-B-E-W3 |
| | | 5801 | 1.50 | .30 | .67 | 5.9 | 14.52 | |
| 7/16–20 UNF | | 630 | 38 | 9,1 | 17 | 20 | 7,30 | SKK-20-7/16UNF-B-E-W3 |
| | | 9137 | 1.50 | .36 | .67 | 14.7 | 16.06 | |
| 1/2–20 UNF | | 630 | 38 | 9,2 | 17 | 25 | 7,10 | SKK-20-1/2UNF-B-E-W3 |
| | | 9137 | 1.50 | .36 | .67 | 18.4 | 15.62 | |
| 9/16–18 UNF | | 630 | 37 | 10 | 19 | 35 | 7,80 | SKK-20-9/16UNF-B-E-W3 |
| | | 9137 | 1.46 | .39 | .75 | 25.8 | 17.16 | |
| M12 x1,5 | | 630 | 37 | 11 | 17 | 35 | 6,90 | SKK-20-M12x1.5-B-E-W3 |
| | | 9137 | 1.46 | .43 | .67 | 25.8 | 15.21 | |
| M14 x 1,5 | | 630 | 38 | 11 | 19 | 45 | 7,60 | SKK-20-M14x1.5-B-E-W3 |
| | | 9137 | 1.50 | .43 | .75 | 33.2 | 16.72 | |

[1] Suitable liquid / plastic sealant required.
Alternative materials and surface finishings are available upon request. Contact STAUFF for further information.
Torque recommendations for Steel mating material.

Dimensional drawings: All dimensions in mm (in).

A

## Test Coupling with Straight 24° Fitting SKK-20 Type G

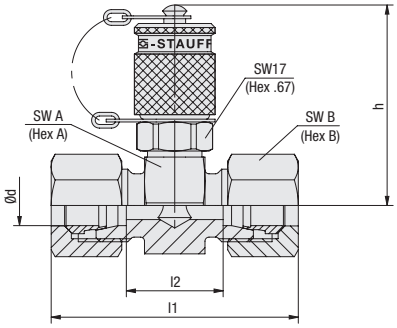

| Series | PN (bar/PSI) | Pipe | Dimensions (mm/in) | | | | | Weight (kg/lbs) ca. | Ordering Codes (Standard Option)[2] |
|---|---|---|---|---|---|---|---|---|---|
| | | Ød | ~l1[3] | l2 | h | Hex A | Hex B | per 100[1] | |
| L | 315 4568 | 6 | 51 | 21 | 49 | 24 | 14 | 14,70 | SKK-20-06L-G-W3-MS |
| | | | 2.01 | .83 | 1.93 | .94 | .55 | 32.34 | |
| | | 8 | 51 | 21 | 49 | 24 | 17 | 15,90 | SKK-20-08L-G-W3-MS |
| | | | 2.01 | .83 | 1.93 | .94 | .67 | 34.98 | |
| | | 10 | 53 | 23 | 49 | 24 | 19 | 17,00 | SKK-20-10L-G-W3-MS |
| | | | 2.09 | .91 | 1.93 | .94 | .75 | 37.40 | |
| | | 12 | 53 | 23 | 50,5 | 27 | 22 | 19,80 | SKK-20-12L-G-W3-MS |
| | | | 2.09 | .91 | 1.99 | 1.06 | .87 | 43.56 | |
| | | 15 | 55 | 25 | 52 | 30 | 27 | 25,90 | SKK-20-15L-G-W3-MS |
| | | | 2.17 | .98 | 2.05 | 1.18 | 1.06 | 56.98 | |
| | | 18 | 57 | 24 | 53 | 32 | 32 | 32,00 | SKK-20-18L-G-W3-MS |
| | | | 2.24 | .94 | 2.09 | 1.26 | 1.26 | 70.40 | |
| | 160 2320 | 22 | 61 | 28 | 55 | 36 | 36 | 38,90 | SKK-20-22L-G-W3-MS |
| | | | 2.40 | 1.10 | 2.17 | 1.42 | 1.42 | 85.58 | |
| | | 28 | 61 | 28 | 57,5 | 41 | 41 | 45,00 | SKK-20-28L-G-W3-MS |
| | | | 2.40 | 1.10 | 2.26 | 1.61 | 1.61 | 99.00 | |
| | | 35 | 69 | 26 | 60 | 46 | 50 | 63,80 | SKK-20-35L-G-W3-MS |
| | | | 2.72 | 1.02 | 2.36 | 1.81 | 1.97 | 140.36 | |
| | | 42 | 71 | 25 | 64,5 | 55 | 60 | 88,30 | SKK-20-42L-G-W3-MS |
| | | | 2.80 | .98 | 2.54 | 2.17 | 2.36 | 194.26 | |
| S | 630 9137 | 6 | 55 | 25 | 49 | 24 | 17 | 17,10 | SKK-20-06S-G-W3-MS |
| | | | 2.17 | .98 | 1.93 | .94 | .67 | 37.62 | |
| | | 8 | 55 | 25 | 49 | 24 | 19 | 18,10 | SKK-20-08S-G-W3-MS |
| | | | 2.17 | .98 | 1.93 | .94 | .75 | 39.82 | |
| | | 10 | 57 | 24 | 49 | 24 | 22 | 21,10 | SKK-20-10S-G-W3-MS |
| | | | 2.24 | .94 | 1.93 | .94 | .87 | 46.42 | |
| | | 12 | 57 | 24 | 49 | 24 | 24 | 22,00 | SKK-20-12S-G-W3-MS |
| | | | 2.24 | .94 | 1.93 | .94 | .94 | 48.40 | |
| | | 14 | 63 | 27 | 50,5 | 27 | 27 | 28,20 | SKK-20-14S-G-W3-MS |
| | | | 2.50 | 1.06 | 1.99 | 1.06 | 1.06 | 62,17 | |
| | 400 5801 | 16 | 63 | 26 | 52 | 30 | 30 | 32,60 | SKK-20-16S-G-W3-MS |
| | | | 2.50 | 1.02 | 2.05 | 1.18 | 1.18 | 71.72 | |
| | | 20 | 69 | 26 | 55 | 36 | 36 | 47,30 | SKK-20-20S-G-W3-MS |
| | | | 2.72 | 1.02 | 2.17 | 1.42 | 1.42 | 104.06 | |
| | | 25 | 75 | 27 | 57,5 | 41 | 46 | 74,00 | SKK-20-25S-G-W3-MS |
| | | | 2.95 | 1.06 | 2.26 | 1.61 | 1.81 | 162.80 | |
| | | 30 | 81 | 28 | 60 | 46 | 50 | 87,70 | SKK-20-30S-G-W3-MS |
| | | | 3.19 | 1.10 | 2.36 | 1.81 | 1.97 | 192.94 | |
| | 315 4568 | 38 | 91 | 29 | 64,5 | 55 | 60 | 128,10 | SKK-20-38S-G-W3-MS |
| | | | 3.58 | 1.14 | 2.54 | 2.17 | 2.36 | 281.82 | |

### Ordering Codes

***SKK*-20*-18L*-G*-SK*-W3*-MS**

| | | |
|---|---|---|
| * Type | Test Coupling with Piston Valve | **SKK** |
| * Series | STAUFF Test 20 (Connection Thread M16x2) | **-20** |
| * Outside Tube Diameter | acc. to dimension table | **-18** |
| * Series | Light Series | **L** |
| | Heavy Series | **S** |
| * Seal Material | FKM (Viton®) | **none** |
| | EPDM | **-E** |
| * Connection | Straight 24° Fitting | **-G** |
| * Protection Cap | Knurled protection cap | **–** |
| | Hexagonal protection cap | **-SK** |
| | Plastic protection cap | **-KK** |
| * Material Code | Steel, zinc/nickel-plated | **-W3** |
| | Stainless Steel V2A - 1.4305 (AISI 303) | **-W4** |
| | Stainless Steel V4A - 1.4571 (AISI 316 Ti) | **-W5** |
| * Assembling / Kitting | Fitting body only | **–** |
| | Fitting body supplied with Cutting rings and union nuts | **-MS** |
| | Fitting body supplied with soft-sealing cutting rings and union nuts | **-MSV** |

[1] Weight including cutting rings and union nuts.
[2] Standard option: Fitting body supplied with Cutting rings and union nuts.
[3] Approximate dimension in assembled condition.
Port acc. to ISO 8434-1 / DIN 2353
Alternative materials and surface finishings are available upon request. Contact STAUFF for further information.

Dimensional drawings: All dimensions in mm (in).

A

## Test Coupling with 24° Taper / O-ring (DKO)
## SKK-20 Type K

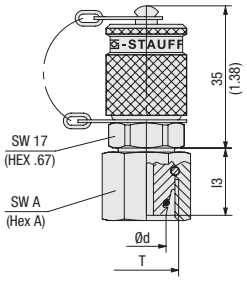


Version A

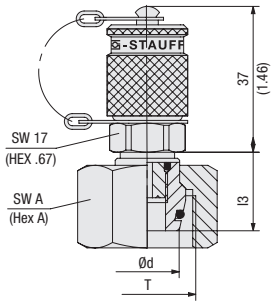


Version B

| Series | PN (bar/PSI) | Pipe Ød | Dimensions (mm/in) l3 | Hex A | Thread T | Version | Weight (kg/lbs) ca. per 100 | Ordering Codes (Standard Option) |
|---|---|---|---|---|---|---|---|---|
| L | 315 4568 | 6 | 15,5 | 14 | M12 x 1,5 | A | 8,10 | SKK-20-06L-B-K-W3 |
| | | | .61 | .55 | | | 17.82 | |
| | | 8 | 15,5 | 17 | M14 x 1,5 | A | 7,80 | SKK-20-08L-B-K-W3 |
| | | | .61 | .67 | | | 17.16 | |
| | | 10 | 16,5 | 19 | M16 x 1,5 | A | 9,20 | SKK-20-10L-B-K-W3 |
| | | | .65 | .75 | | | 20.24 | |
| | | 12 | 17,5 | 22 | M18 x 1,5 | A | 10,50 | SKK-20-12L-B-K-W3 |
| | | | .69 | .87 | | | 23.10 | |
| | | 15 | 21 | 27 | M22 x 1,5 | B | 13,10 | SKK-20-15L-B-K-GS-W3 |
| | | | .83 | 1.06 | | | 28.82 | |
| | | 18 | 19,5 | 32 | M26 x 1,5 | B | 16,40 | SKK-20-18L-B-K-GS-W3 |
| | | | .77 | 1.26 | | | 36.08 | |
| | 160 2320 | 22 | 20,5 | 36 | M30 x 2 | B | 20,00 | SKK-20-22L-B-K-GS-W3 |
| | | | .81 | 1.42 | | | 44.00 | |
| | | 28 | 25 | 41 | M36 x 2 | B | 26,50 | SKK-20-28L-B-K-GS-W3 |
| | | | .98 | 1.61 | | | 58.30 | |
| | | 35 | 30 | 50 | M45 x 2 | B | 46,20 | SKK-20-35L-B-K-GS-W3 |
| | | | 1.18 | 1.97 | | | 101.64 | |
| | | 42 | 31 | 60 | M52 x 2 | B | 58,90 | SKK-20-42L-B-K-GS-W3 |
| | | | 1.22 | 2.36 | | | 129.58 | |
| S | 630 9137 | 6 | 14,5 | 17 | M14 x 1,5 | A | 8,00 | SKK-20-06S-B-K-W3 |
| | | | .57 | .67 | | | 17.60 | |
| | | 8 | 16,5 | 19 | M16 x 1,5 | A | 8,80 | SKK-20-08S-B-K-W3 |
| | | | .65 | .75 | | | 19.36 | |
| | | 10 | 16,5 | 22 | M18 x 1,5 | A | 10,30 | SKK-20-10S-B-K-W3 |
| | | | .65 | .87 | | | 22.66 | |
| | | 12 | 17,5 | 24 | M20 x 1,5 | A | 12,00 | SKK-20-12S-B-K-W3 |
| | | | .69 | .94 | | | 26.40 | |
| | | 14 | 19,5 | 27 | M22 x 1,5 | B | 13,20 | SKK-20-14S-B-K-GS-W3 |
| | | | .77 | 1.06 | | | 29.04 | |
| | 400 5801 | 16 | 18 | 30 | M24 x 1,5 | B | 15,40 | SKK-20-16S-B-K-GS-W3 |
| | | | .71 | 1.18 | | | 33.88 | |
| | | 20 | 24 | 36 | M30 x 2 | B | 22,10 | SKK-20-20S-B-K-GS-W3 |
| | | | .94 | 1.42 | | | 48.62 | |
| | | 25 | 26 | 46 | M36 x 2 | B | 36,20 | SKK-20-25S-B-K-GS-W3 |
| | | | 1.02 | 1.81 | | | 79.64 | |
| | | 30 | 30 | 50 | M42 x 2 | B | 43,20 | SKK-20-30S-B-K-GS-W3 |
| | | | 1.18 | 1.97 | | | 95.04 | |
| | 315 4568 | 38 | 34 | 60 | M52 x 2 | B | 64,60 | SKK-20-38S-B-K-GS-W3 |
| | | | 1.34 | 2.36 | | | 142.12 | |

## Ordering Codes

***SKK*-20*-18L*-B*-K*-GS*-SK*-W3**

| | | |
|---|---|---|
| * Type | Test Coupling with Piston Valve | **SKK** |
| * Series | STAUFF Test 20 (Connection Thread M16x2) | **-20** |
| * Outside Tube Diameter | acc. to dimension table | **-18** |
| * Series | Light Series | **L** |
| | Heavy Series | **S** |
| * Seal Material | NBR (Buna-N®) | **-B** |
| | FKM (Viton®) | **-V** |
| | EPDM | **-E** |
| * Connection | 24° Taper / O-ring (DKO) | **-K** |
| * Design | One-piece design (Version A) | **–** |
| | Screwed design (Version B) | **-GS** |
| * Protection Cap | Knurled protection cap | **–** |
| | Hexagonal protection cap | **-SK** |
| | Plastic protection cap | **-KK** |
| * Material Code | Steel, zinc/nickel-plated | **-W3** |
| | Stainless Steel V2A - 1.4305 (AISI 303) | **-W4** |
| | Stainless Steel V4A - 1.4571 (AISI 316 Ti) | **-W5** |

With 24° Taper / O-ring (DKO) Connection acc. to ISO 8434-1 / DIN 2353
Alternative materials and surface finishings are available upon request. Contact STAUFF for further information.

Dimensional drawings: All dimensions in mm (in).

## Test Coupling with Ball Check
## SMK-15

A

# Test Coupling with Ball Check
# SMK-15






## Fast Coupling for

- Monitoring and control of pressure
- Venting
- Sampling in high- and low-pressure systems

## Advantages

- Test system at working pressure
- Leak proof connection before **Ball Check** is open
- Simple connection to measurement, control and switching devices
- Self locking metal protective cap

## Working Pressure

- Max. working pressure 630 bar / 9137 PSI
  For SMK Type G and K the recommended working pressure of fitting manufacturer should be noted.
- Connection under pressure up to 630 bar / 9137 PSI max.

## Materials

- **Metal Parts:**
  Standard Material Code: Steel, zinc/nickel-plated, black = **W3**
  Optional:
  Stainless Steel **W4** (1.4305 / AISI 303) on request
  Stainless Steel **W5** (1.4571 / AISI 316Ti) on request

- **Ball:** Stainless Steel

- **Seal Types:**
  **B = NBR (Buna-N®)**
  (Temperature range -20 °C ... +100 °C / -4 °F ... +212 °F)
  Note: Internal sealings made of FKM, even for standard NBR-type.

**V = FKM (Viton®)***
(Temperature range -20 °C ... +200 °C / -4 °F ... +392 °F)

**E = EPDM Ethylene Propylene Diene Monomer Rubber**
(for Brake fluid, Temperature range -40 °C ... +150 °C / -40 °F ... +302 °F)

* Vibration safety O-ring made of NBR (Buna-N®).

## Media

- Suitable for hydraulic oils and other Mineral oil based fluid
  (Check compatibility of seal material)
- For use with other liquid media please contact STAUFF

## Protection Cap

- The complete STAUFF-Test-15-Type-SMK range is also available with a hexagonal protection cap made of steel.

## Colour Marking Rings

- Hydraulic test couplings and test hose assemblies of the STAUFF Test 20 and STAUFF Test 15 series made of steel and stainless steel can optionally be equipped with colour marking rings. Please see page 39 for more information.

## Note

- On request TEST 15 is also available as SKK-type including "Gas"- and "Filling"-versions.

| **SMK-15**<br>Test Coupling with Male Threaded Stud and optionally colour marking ring | **SMK-15 Type G**<br>Test Coupling with Straight 24° Fitting | **SMK-15 Type K**<br>Test Coupling With 24° Taper / O-ring (DKO) | **SSK-15**<br>Bulkhead |
|---|---|---|---|
| | | | |

A

## Test Coupling with Male Threaded Stud
## SMK-15

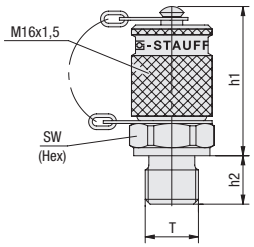


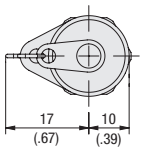


### Ordering Codes

***SMK*-15*-G1/4*-B*-C*-SK*-W3**

| | | |
|---|---|---|
| * Type | Test Coupling with Ball Check | **SMK** |
| * Series | STAUFF Test 15 (Connection Thread M16x1,5) | **-15** |
| * Port Connection | acc. to dimension table | **-G1/4** |
| * Seal Material | NBR (Buna-N®) | **-B** |
| | FKM (Viton®) | **-V** |
| | EPDM | **-E** |
| | Seal Type B and D | **none** |
| * Seal Type | O-ring Type A | **-A** |
| | Metal Joint Type B | **-B** |
| | Elastomeric Sealing Type C | **-C** |
| | Taper Type D | **-D** |
| | O-ring Type E | **-E** |
| * Protection Cap | Knurled protection cap | **–** |
| | Hexagonal protection cap | **-SK** |
| * Material Code | Steel, zinc/nickel-plated | **-W3** |
| | Stainless Steel V2A - 1.4305 (AISI 303) | **-W4** |
| | Stainless Steel V4A - 1.4571 (AISI 316 Ti) | **-W5** |

### Seal Type

O-ring Type A

Metal Joint Type B

Elastomeric Sealing Type C

Taper Type D[1]

O-ring Type E

For further information on Seal Types, please see page 74-77.

| Thread T | Seal Type | Working Pressure (bar/PSI) | Dimensions (mm/in) h1 | h2 | Hex | Torque (N·m/ft-lb) ca. Thread T | Weight (kg/lbs) ca. per 100 | Ordering Codes (Standard Option) |
|---|---|---|---|---|---|---|---|---|
| M10 x 1 | Type A | 630 | 38 | 9,8 | 17 | 12 | 6,90 | SMK-15-M10x1-B-A-W3 |
| | | 9137 | 1.50 | .39 | .67 | 8.8 | 15.18 | |
| M14 x 1,5 | Type B | 630 | 37 | 12 | 19 | 55 | 7,90 | SMK-15-M14x1.5-B-W3 |
| | | 9137 | 1.46 | .47 | .75 | 40.6 | 17.38 | |
| M16 x 1,5 | | 630 | 37 | 12 | 22 | 70 | 8,80 | SMK-15-M16x1.5-B-W3 |
| | | 9137 | 1.46 | .47 | .87 | 51.6 | 19.36 | |
| G1/8 | | 400 | 39 | 8 | 17 | 18 | 6,90 | SMK-15-G1/8-B-W3 |
| | | 5801 | 1.54 | .31 | .67 | 13.3 | 15,21 | |
| G1/4 | | 630 | 37 | 12 | 19 | 55 | 7,60 | SMK-15-G1/4-B-W3 |
| | | 9137 | 1.46 | .47 | .75 | 40.6 | 16.72 | |
| G3/8 | | 630 | 37 | 12 | 22 | 90 | 9,00 | SMK-15-G3/8-B-W3 |
| | | 9137 | 1.46 | .47 | .87 | 66.4 | 19.80 | |
| M12 x 1,5 | Type C | 630 | 37 | 12 | 17 | 35 | 7,10 | SMK-15-M12x1.5-B-C-W3 |
| | | 9137 | 1.46 | .47 | .67 | 25.8 | 15.62 | |
| M14 x 1,5 | | 630 | 37 | 12 | 19 | 50 | 7,70 | SMK-15-M14x1.5-B-C-W3 |
| | | 9137 | 1.46 | .47 | .75 | 36.9 | 16.94 | |
| M16 x 1,5 | | 630 | 37 | 12 | 22 | 60 | 8,50 | SMK-15-M16x1.5-B-C-W3 |
| | | 9137 | 1.46 | .47 | .87 | 44.2 | 18.70 | |
| G1/8 | | 400 | 39 | 8 | 17 | 18 | 6,60 | SMK-15-G1/8-B-C-W3 |
| | | 5801 | 1.54 | .31 | .67 | 13.3 | 14.52 | |
| G1/4 | | 630 | 37 | 12 | 19 | 45 | 7,60 | SMK-15-G1/4-B-C-W3 |
| | | 9137 | 1.46 | .47 | .75 | 33.2 | 16.72 | |
| R1/4 K | Type D[1] | 630 | 35 | 12 | 17 | | 7,10 | SMK-15-R1/4K-D-W3 |
| | | 9137 | 1.38 | .47 | .67 | | 15.62 | |
| 1/8 NPT | | 400 | 36 | 10 | 17 | | 6,50 | SMK-15-1/8NPT-D-W3 |
| | | 5801 | 1.42 | .39 | .67 | | 14.30 | |
| 1/4 NPT | | 630 | 35 | 15 | 17 | | 7,20 | SMK-15-1/4NPT-D-W3 |
| | | 9137 | 1.38 | .59 | .67 | | 15.84 | |
| 7/16–20 UNF | Type E | 630 | 38 | 9,1 | 17 | 20 | 7,00 | SMK-15-7/16UNF-B-E-W3 |
| | | 9137 | 1.50 | .36 | .67 | 14.7 | 15.40 | |
| 9/16–18 UNF | | 630 | 37 | 10 | 19 | 35 | 7,60 | SMK-15-9/16UNF-B-E-W3 |
| | | 9137 | 1.46 | .39 | .75 | 25.5 | 16.72 | |
| M14 x 1,5 | | 630 | 38 | 11 | 19 | 45 | 7,80 | SMK-15-M14x1.5-B-E-W3 |
| | | 9137 | 1.50 | .43 | .75 | 33.2 | 17.20 | |

[1] Suitable liquid / plastic sealant required.
Alternative materials and surface finishings are available upon request. Contact STAUFF for further information.
Torque recommendations for Steel mating material.

Dimensional drawings: All dimensions in mm (in).

A

## Test Coupling with Straight 24° Fitting SMK-15 Type G

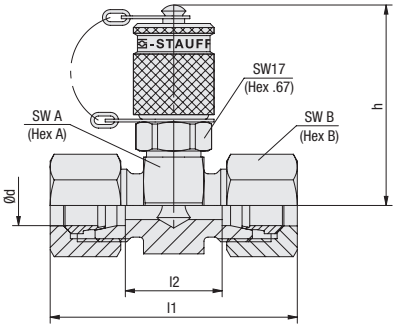

| Series | PN (bar/PSI) | Pipe | Dimensions (mm/in) | | | | | Weight (kg/lbs) ca. | Ordering Codes (Standard Option)[2] |
|---|---|---|---|---|---|---|---|---|---|
| | | Ød | ~l1[3] | l2 | h | Hex A | Hex B | per 100[1] | |
| L | 315 4568 | 6 | 51 | 21 | 49 | 24 | 14 | 14,20 | SMK-15-06L-G-W3-MS |
| | | | 2.01 | .83 | 1.93 | .94 | .55 | 31.24 | |
| | | 8 | 51 | 21 | 49 | 24 | 17 | 15,40 | SMK-15-08L-G-W3-MS |
| | | | 2.01 | .83 | 1.93 | .94 | .67 | 33.88 | |
| | | 10 | 53 | 23 | 49 | 24 | 19 | 17,20 | SMK-15-10L-G-W3-MS |
| | | | 2.09 | .91 | 1.93 | .94 | .75 | 37.84 | |
| | | 12 | 53 | 23 | 50,5 | 27 | 22 | 19,80 | SMK-15-12L-G-W3-MS |
| | | | 2.09 | .91 | 1.99 | 1.06 | .87 | 43.56 | |
| | | 15 | 55 | 25 | 52 | 30 | 27 | 25,50 | SMK-15-15L-G-W3-MS |
| | | | 2.17 | .98 | 2.05 | 1.18 | 1.06 | 56.10 | |
| | | 18 | 57 | 24 | 53 | 32 | 32 | 31,40 | SMK-15-18L-G-W3-MS |
| | | | 2.24 | .94 | 2.09 | 1.26 | 1.26 | 69.08 | |
| | 160 2320 | 22 | 61 | 28 | 55 | 36 | 36 | 38,10 | SMK-15-22L-G-W3-MS |
| | | | 2.40 | 1.10 | 2.17 | 1.42 | 1.42 | 83.82 | |
| | | 28 | 61 | 28 | 57,5 | 41 | 41 | 45,70 | SMK-15-28L-G-W3-MS |
| | | | 2.40 | 1.10 | 2.26 | 1.61 | 1.61 | 100.54 | |
| | | 35 | 69 | 26 | 60 | 46 | 50 | 65,00 | SMK-15-35L-G-W3-MS |
| | | | 2.72 | 1.02 | 2.36 | 1.81 | 1.97 | 143.00 | |
| | | 42 | 71 | 25 | 64,5 | 55 | 60 | 87,40 | SMK-15-42L-G-W3-MS |
| | | | 2.80 | .98 | 2.54 | 2.17 | 2.36 | 192.28 | |
| S | 630 9137 | 6 | 55 | 25 | 49 | 24 | 17 | 17,00 | SMK-15-06S-G-W3-MS |
| | | | 2.17 | .98 | 1.93 | .94 | .67 | 37.40 | |
| | | 8 | 55 | 25 | 49 | 24 | 19 | 18,00 | SMK-15-08S-G-W3-MS |
| | | | 2.17 | .98 | 1.93 | .94 | .75 | 39.60 | |
| | | 10 | 57 | 24 | 49 | 24 | 22 | 20,60 | SMK-15-10S-G-W3-MS |
| | | | 2.24 | .94 | 1.93 | .94 | .87 | 45.32 | |
| | | 12 | 57 | 24 | 49 | 24 | 24 | 21,60 | SMK-15-12S-G-W3-MS |
| | | | 2.24 | .94 | 1.93 | .94 | .94 | 47.52 | |
| | | 14 | 63 | 27 | 50,5 | 27 | 27 | 27,70 | SMK-15-14S-G-W3-MS |
| | | | 2.50 | 1.06 | 1.99 | 1.06 | 1.06 | 60.94 | |
| | 400 5801 | 16 | 63 | 26 | 52 | 30 | 30 | 32,50 | SMK-15-16S-G-W3-MS |
| | | | 2.50 | 1.02 | 2.05 | 1.18 | 1.18 | 71.50 | |
| | | 20 | 69 | 26 | 55 | 36 | 36 | 45,40 | SMK-15-20S-G-W3-MS |
| | | | 2.72 | 1.02 | 2.17 | 1.42 | 1.42 | 99.88 | |
| | | 25 | 75 | 27 | 57,5 | 41 | 46 | 74,60 | SMK-15-25S-G-W3-MS |
| | | | 2.95 | 1.06 | 2.26 | 1.61 | 1.81 | 164.12 | |
| | | 30 | 81 | 28 | 60 | 46 | 50 | 85,90 | SMK-15-30S-G-W3-MS |
| | | | 3.19 | 1.10 | 2.36 | 1.81 | 1.97 | 188.98 | |
| | 315 4568 | 38 | 91 | 29 | 64,5 | 55 | 60 | 7,40 | SMK-15-38S-G-W3-MS |
| | | | 3.58 | 1.14 | 2.54 | 2.17 | 2.36 | 16.28 | |

### Ordering Codes

***SMK*-15*-18L*-G*-SK*-W3*-MS**

| | | |
|---|---|---|
| * Type | Test Coupling with Ball Check | **SMK** |
| * Series | STAUFF Test 15 (Connection Thread M16x1,5) | **-15** |
| * Outside Tube Diameter | acc. to dimension table | **-18** |
| * Series | Light Series | **L** |
| | Heavy Series | **S** |
| * Seal Material | FKM (Viton®) | **none** |
| | EPDM | **-E** |
| * Connection | Straight 24° Fitting | **-G** |
| * Protection Cap | Knurled protection cap | **–** |
| | Hexagonal protection cap | **-SK** |
| * Material Code | Steel, zinc/nickel-plated | **-W3** |
| | Stainless Steel V2A - 1.4305 (AISI 303) | **-W4** |
| | Stainless Steel V4A - 1.4571 (AISI 316 Ti) | **-W5** |
| * Assembling / Kitting | Fitting body only | **–** |
| | Fitting body supplied with Cutting rings and union nuts | **-MS** |
| | Fitting body supplied with soft-sealing cutting rings and union nuts | **-MSV** |

[1] Weight including cutting rings and union nuts.
[2] Standard option: Fitting body supplied with Cutting rings and union nuts.
[3] Approximate dimension in assembled condition.
Port acc. to ISO 8434-1 / DIN 2353
Alternative materials and surface finishings are available upon request. Contact STAUFF for further information.

Dimensional drawings: All dimensions in mm (in).

A

## Test Coupling with 24° Taper / O-ring (DKO)
## SMK-15 Type K

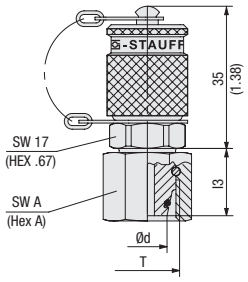


Version A

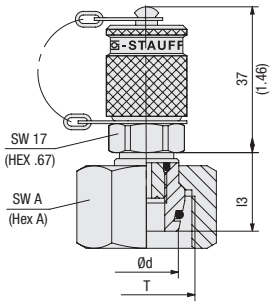


Version B

### Ordering Codes

***SMK*-15*-18L*-B*-K*-GS*-SK*-W3**

| | | |
|---|---|---|
| * Type | Test Coupling with Ball Check | **SMK** |
| * Series | STAUFF Test 20 (Connection Thread M16x1,5) | **-15** |
| * Outside Tube Diameter | acc. to dimension table | **-18** |
| * Series | Light Series | **L** |
| | Heavy Series | **S** |
| * Seal Material | NBR (Buna-N®) | **-B** |
| | FKM (Viton®) | **-V** |
| | EPDM | **-E** |
| * Connection | 24° Taper / O-ring (DKO) | **-K** |
| * Design | One-piece design (Version A) | **–** |
| | Screwed design (Version B) | **-GS** |
| * Protection Cap | Knurled protection cap | **–** |
| | Hexagonal protection cap | **-SK** |
| * Material Code | Steel, zinc/nickel-plated | **-W3** |
| | Stainless Steel V2A - 1.4305 (AISI 303) | **-W4** |
| | Stainless Steel V4A - 1.4571 (AISI 316 Ti) | **-W5** |

| Series | PN (bar/PSI) | Pipe Ød | Dimensions (mm/in) l3 | Hex A | Thread T | Version | Weight (kg/lbs) ca. per 100 | Ordering Codes (Standard Option) |
|---|---|---|---|---|---|---|---|---|
| L | 315 4568 | 6 | 15,5 | 14 | M12 x 1,5 | A | 8,00 | SMK-15-06L-B-K-W3 |
| | | | .61 | .55 | | | 17.60 | |
| | | 8 | 15,5 | 17 | M14 x 1,5 | A | 8,00 | SMK-15-08L-B-K-W3 |
| | | | .61 | .67 | | | 17.60 | |
| | | 10 | 16,5 | 19 | M16 x 1,5 | A | 9,30 | SMK-15-10L-B-K-W3 |
| | | | .65 | .75 | | | 20.46 | |
| | | 12 | 17,5 | 22 | M18 x 1,5 | A | 10,60 | SMK-15-12L-B-K-W3 |
| | | | .69 | .87 | | | 23.32 | |
| | | 15 | 21 | 27 | M22 x 1,5 | B | 13,00 | SMK-15-15L-B-K-GS-W3 |
| | | | .83 | 1.06 | | | 28.60 | |
| | | 18 | 19,5 | 32 | M26 x 1,5 | B | 16,30 | SMK-15-18L-B-K-GS-W3 |
| | | | .77 | 1.26 | | | 35.86 | |
| | 160 2320 | 22 | 20,5 | 36 | M30 x 2 | B | 19,00 | SMK-15-22L-B-K-GS-W3 |
| | | | .81 | 1.42 | | | 41.80 | |
| | | 28 | 25 | 41 | M36 x 2 | B | 26,50 | SMK-15-28L-B-K-GS-W3 |
| | | | .98 | 1.61 | | | 58.30 | |
| | | 35 | 30 | 50 | M45 x 2 | B | 40,43 | SMK-15-35L-B-K-GS-W3 |
| | | | 1.18 | 1.97 | | | 88.95 | |
| | | 42 | 31 | 60 | M52 x 2 | B | 58,40 | SMK-15-42L-B-K-GS-W3 |
| | | | 1.22 | 2.36 | | | 128.48 | |
| S | 630 9137 | 6 | 14,5 | 17 | M14 x 1,5 | A | 7,90 | SMK-15-06S-B-K-W3 |
| | | | .57 | .67 | | | 17.38 | |
| | | 8 | 16,5 | 19 | M16 x 1,5 | A | 8,80 | SMK-15-08S-B-K-W3 |
| | | | .65 | .75 | | | 19.36 | |
| | | 10 | 16,5 | 22 | M18 x 1,5 | A | 10,30 | SMK-15-10S-B-K-W3 |
| | | | .65 | .87 | | | 22.66 | |
| | | 12 | 17,5 | 24 | M20 x 1,5 | A | 11,90 | SMK-15-12S-B-K-W3 |
| | | | .69 | .94 | | | 26.18 | |
| | | 14 | 19,5 | 27 | M22 x 1,5 | B | 14,60 | SMK-15-14S-B-K-GS-W3 |
| | | | .77 | 1.06 | | | 32.12 | |
| | 400 5801 | 16 | 18 | 30 | M24 x 1,5 | B | 15,20 | SMK-15-16S-B-K-GS-W3 |
| | | | .71 | 1.18 | | | 33.44 | |
| | | 20 | 24 | 36 | M30 x 2 | B | 22,20 | SMK-15-20S-B-K-GS-W3 |
| | | | .94 | 1.42 | | | 48.84 | |
| | | 25 | 26 | 46 | M36 x 2 | B | 35,50 | SMK-15-25S-B-K-GS-W3 |
| | | | 1.02 | 1.81 | | | 78.10 | |
| | | 30 | 30 | 50 | M42 x 2 | B | 43,40 | SMK-15-30S-B-K-GS-W3 |
| | | | 1.18 | 1.97 | | | 95.48 | |
| | 315 4568 | 38 | 34 | 60 | M52 x 2 | B | 63,80 | SMK-15-38S-B-K-GS-W3 |
| | | | 1.34 | 2.36 | | | 140.36 | |

With 24° Taper / O-ring (DKO) Connection acc. to ISO 8434-1 / DIN 2353
Alternative materials and surface finishings are available upon request. Contact STAUFF for further information.

Dimensional drawings: All dimensions in mm (in).

## Bulkhead
## SSK-15

A

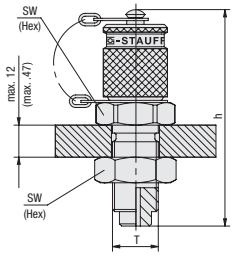


Version A

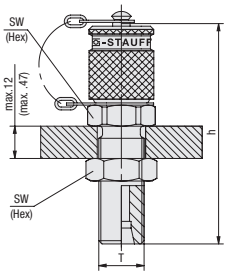


Version B

| Thread | Dimensions (mm/in) | | Version | Weight (kg/lbs) ca. | Ordering Codes (Standard Option) |
|---|---|---|---|---|---|
| T | h | Hex | | per 100 | |
| M16 x 1,5 | 72 | 19 | A | 11,20 | SSK-15-W3 |
| | 2.83 | .75 | | 24.64 | |
| M16 x 1,5[1] | 72 | 22 | B | 12,30 | SSK-15/08S-W3 |
| | 2.83 | .87 | | 27.06 | |

Also available for gaseous media: Type SSKK
[1] Compression ring assembly 08S according to ISO 8434-1 / DIN 2353
Standard option: With Hexagon Lock Nut.
Standard option - Version B: Excluding cutting rings and union nuts
Alternative materials and surface finishings are available upon request. Contact STAUFF for further information.

### Ordering Codes

***SSK*-15/08S*-SK*-W3**

| | | |
|---|---|---|
| * Type | Bulkhead with Ball Check | **SSK** |
| * Series | STAUFF Test 15 (Connection Thread M16x1,5) | **-15** |
| * Outside Tube Diameter | acc. to dimension table | **/08** |
| * Series | Heavy Series | **S** |
| * Seal Material | FKM (Viton®) | **none** |
| | EPDM | **-E** |
| * Protection Cap | Knurled protection cap | **–** |
| | Hexagonal protection cap | **-SK** |
| * Material Code | Steel, zinc/nickel-plated | **-W3** |
| | Stainless Steel V2A - 1.4305 (AISI 303) | **-W4** |
| | Stainless Steel V4A - 1.4571 (AISI 316 Ti) | **-W5** |

## Swivel Run Tee with 37° JIC Connection
## SGV-JIC Type FM

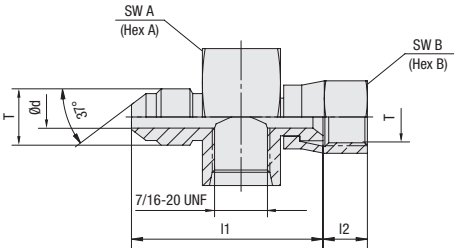

| Pipe Ø | JIC-Size | Dimensions (mm/in) | | | | | Thread T | Weight (kg/lbs) ca. | Ordering Codes (Standard Option) |
|---|---|---|---|---|---|---|---|---|---|
| inch | | Ø d | l1 | l2 | Hex A | Hex B | inch | per 100 | |
| 1/4 | 04 | 4,37 | 37,74 | 8,74 | 27 | 14,29 | 7/16–20 UNF | 8,96 | SGV-7/16UNF-04-JIC1/4-FM-W66 |
| | | .17 | 1.49 | .34 | 1.06 | .56 | | 19.71 | |
| 3/8 | 06 | 7,54 | 40,01 | 9,53 | 27 | 17,46 | 9/16–18 UNF | 9,60 | SGV-7/16UNF-06-JIC3/8-FM-W66 |
| | | .30 | 1.58 | .38 | 1.06 | .69 | | 21.12 | |
| 1/2 | 08 | 9,93 | 44,65 | 10,72 | 27 | 22,23 | 3/4–16 UNF | 11,20 | SGV-7/16UNF-08-JIC1/2-FM-W66 |
| | | .39 | 1.76 | .42 | 1.06 | .88 | | 24.64 | |
| 5/8 | 10 | 12,29 | 48,26 | 12,70 | 28,58 | 25,40 | 7/8–14 UNF | 17,10 | SGV-7/16UNF-10-JIC5/8-FM-W66 |
| | | .48 | 1.90 | .50 | 1.13 | 1.00 | | 37.62 | |
| 3/4 | 12 | 15,47 | 51,33 | 14,45 | 31,75 | 31,75 | 1-1/16–12 UN | 20,40 | SGV-7/16UNF-12-JIC3/4-FM-W66 |
| | | .61 | 2.02 | .57 | 1.25 | 1.25 | | 44.88 | |
| 1 | 16 | 21,44 | 57,30 | 15,09 | 38,10 | 38,10 | 1-5/16–12 UN | 30,80 | SGV-7/16UNF-16-JIC1-FM-W66 |
| | | .84 | 2.26 | .59 | 1.50 | 1.50 | | 67.76 | |

Alternative materials and surface finishings are available upon request. Contact STAUFF for further information.

### Ordering Codes

***SGV*-7/16UNF*-12*-JIC3/4*-FM*-W66**

| | | |
|---|---|---|
| * Type | Swivel Run Tee | **SGV** |
| * Port Connection | acc. to dimension table | **-7/16UNF** |
| * JIC Size | acc. to dimension table | **-12** |
| * Connection | 37° JIC Connection | **-JIC** |
| * Outside Tube Diameter | acc. to dimension table | **3/4** |
| * Connection | Female/Male Thread | **-FM** |
| * Material Code | Carbon Steel, zinc-plated and thick-film passivated | **-W66** |

Dimensional drawings: All dimensions in mm (in).

A

## Test Adaptor
## SAD-15

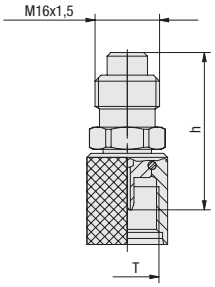


Version A

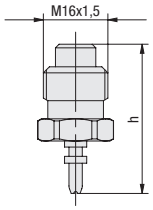


Version B

### Ordering Codes

***SAD*-15/20*-B*-W3**

| | | |
|---|---|---|
| * Type | Test Adaptor | **SAD** |
| * Connection Type | Version A | **-15/20** |
| | Version A | **-15/12** |
| | Version B | **-15/10** |
| * Seal Material | FKM (Viton®) | **none** |
| | EPDM | **-E** |
| * Material Code | Steel, zinc/nickel-plated | **-W3** |
| | Stainless Steel V2A - 1.4305 (AISI 303) | **-W4** |
| | Stainless Steel V4A - 1.4571 (AISI 316 Ti) | **-W5** |

| Thread T | Dimensions (mm/in) h | Version | Weight (kg/lbs) ca. per 100 | Ordering Codes (Standard Option) |
|---|---|---|---|---|
| M16 x 2 | 39 | A | 6,20 | SAD-15/20-W3 |
| | 1.54 | | 13.64 | |
| S12[1] | 39 | A | 5,40 | SAD-15/12-W3 |
| | 1.54 | | 11.88 | |
| Plug in | 37 | B | 3,20 | SAD-15/10-W3 |
| | 1.46 | | 7.05 | |

[1] Special thread: buttress thread S12,65 x1,5
Alternative materials and surface finishings are available upon request. Contact STAUFF for further information.

## Gauge Adaptor
## SMA-15

## Direct Gauge Adaptor
## SMD-15

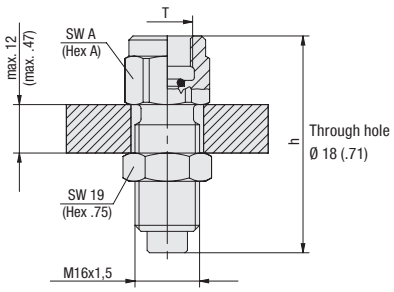


Gauge Adaptor SMA-15

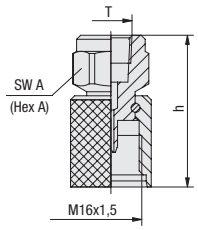


Direct Gauge Adaptor SMD-15

### Ordering Codes

***SMA*-15*-G1/4*-B*-OR*-W3**

| | | |
|---|---|---|
| * Type | Gauge Adaptor | **SMA** |
| * Series | STAUFF Test 15 (Connection Thread M16x1,5) | **-15** |
| * Thread | acc. to dimension table | **-G1/4** |
| * Seal Material | NBR (Buna-N®) | **-B** |
| | FKM (Viton®) | **-V** |
| | EPDM | **-E** |
| | Seal Type without O-ring | **none** |
| * Seal Type | with O-ring | **-OR** |
| * Material Code | Steel, zinc/nickel-plated | **-W3** |
| | Stainless Steel V2A - 1.4305 (AISI 303) | **-W4** |
| | Stainless Steel V4A - 1.4571 (AISI 316 Ti) | **-W5** |

| Thread T | Dimensions (mm/in) h | Hex A | Weight (kg/lbs) ca. per 100 | Ordering Codes (Standard Option) |
|---|---|---|---|---|
| G1/4 | 54 | 19 | 7,40 | SMA-15-G1/4-B-OR-W3 |
| | 2.13 | .75 | 16.28 | |
| G1/2 | 64 | 27 | 12,20 | SMA-15-G1/2-B-OR-W3 |
| | 2.52 | 1.06 | 26.84 | |
| 1/4 NPT | 54 | 19 | 7,80 | SMA-15-1/4NPT-W3 |
| | 2.13 | .75 | 17.16 | |
| 1/2 NPT | 64 | 27 | 14,5 | SMA-15-1/2NPT-W3 |
| | 2.52 | 1.06 | 31.97 | |
| G1/4 | 41 | 19 | 5,60 | SMD-15-G1/4-B-OR-W3 |
| | 1.61 | .75 | 12.32 | |
| G1/2 | 51 | 27 | 9,90 | SMD-15-G1/2-B-OR-W3 |
| | 2.01 | 1.06 | 21.78 | |
| 1/4 NPT | 41 | 19 | 5,60 | SMD-15-1/4NPT-W3 |
| | 1.61 | .75 | 12.32 | |
| 1/2 NPT | 51 | 27 | 13,50 | SMD-15-1/2NPT-W3 |
| | 2.01 | 1.06 | 29,76 | |

Standard option - SMA-15: With Hexagon Lock Nut.
Alternative materials and surface finishings are available upon request. Contact STAUFF for further information.
Snubber on request.

Dimensional drawings: All dimensions in mm (in).

# Colour Marking Rings for Test Couplings and Test Hose Assemblies





Hydraulic test couplings and test hose assemblies of the STAUFF Test 20 and STAUFF Test 15 series made of steel and stainless steel can optionally be equipped with colour marking rings.

Typical areas of application:

- distinguish between hydraulic circuits
- distinguish pressure ranges (suction line, pressure line, return line, etc.)
- distinguish between test intervals and test times
- distinguish between types of media (oil, gas, water, etc.)
- distinguish between types of couplings (ball check or poppet valve)
- Marking of suitable positions for sampling
- Marking of suitable positions for filling or venting the system

The colour marking rings are available as accessories in currently five standard colours:

| Colour | RAL Code | Ordering Codes | Packaging Unit |
|---|---|---|---|
| | RAL 9005 | MR-TEST-17.1x1x4-K-RD | 25 |
| | RAL 3000 | MR-TEST-17.1x1x4-K-BK | 25 |
| | RAL 1018 | MR-TEST-17.1x1x4-K-YE | 25 |
| | RAL 5005 | MR-TEST-17.1x1x4-K-BU | 25 |
| | RAL 6002 | MR-TEST-17.1x1x4-K-GN | 25 |

Depending on the required quantities, other colours are also available on request. Please note: Slight colour deviations may occur due to production.

If required, the colour marking rings can be applied by the user very easily, flexibly and without the need for tools. Retrofitting on already installed couplings and test hose lines is also possible without any problems.

The rings are placed in the standard groove of the knurled protection and connection caps of test couplings and test hose connectors. The high resistance of the knurled caps made of steel and stainless steel to environmental influences is not limited by the use of the rings at all.

Grooves for colour marking rings



Colour marking rings in the corresponding groove

The colour marking rings are manufactured from thermoplastic polyurethane (TPU). TPU is a lightweight, elastic material with very good abrasion and wear resistance, paired with high resilience.

Selecting the right material was one of the crucial criteria for the development of the colour marking rings. Resistance to all media generally used in hydraulic systems was therefore of great importance. In addition to this, the ring material is also resistant to other oils, greases and a number of common solvents. The thermoplastic polyurethane (TPU) used is thermally stable and also features excellent UV resistance.

## Test Coupling with Piston Valve
## SKK-12

A

# Test Coupling with Piston Valve SKK-12






## Fast Coupling for

- Monitoring and control of pressure
- Venting
- Sampling in high- and low-pressure systems
- Filling of accumulators (special filling-version)

## Advantages

- Test system at working pressure
- Leakproof connection before **piston valve** is open
- Simple connection to measurement, control and switching devices
- Self locking metal protective cap

## Working Pressure

- Max. working pressure 630 bar/ 9137 PSI
  For SKK Type G and K the recommended working pressure of fitting manufacturer should be noted.
- Connection under pressure up to 400 bar / 5801 PSI max.

## DVGW

- DVGW registration as test points for gas pressure controlsystems, issued by the German Technical and Scientific Association for Gas and Water
- The DVGW approval relates solely to the SKK-12 and SKK-20 series with connection types:
  - M8x1-V-A-DVGW
  - M10x1-V-A-DVGW
  - 1/8NPT-V-D-DVGW
  - 1/4NPT-V-D-DVGW

## Materials

- **Metal Parts:**
  Standard material: Steel, zinc/nickel-plated = **W3**
  Optional:
  Stainless Steel **W4** (1.4305 / AISI 303) on request
  Stainless Steel **W5** (1.4571 / AISI 316Ti) on request

- **Seal Types:**
  **B = NBR (Buna-N®)**
  (Temperature range -20 °C ... +100°C / -4 °F ... +212 °F)
  Note: Internal sealings made of FKM, even for standard NBR-type.

  **V = FKM (Viton®)**
  (Temperature range -20 °C ... +200 °C / -4 °F ... +392 °F)

  **E = EPDM Ethylene Propylene Diene Monomer Rubber**
  (for Brake fluid,
  Temperature range -40 °C ... +150 °C / -40 °F ... +302 °F)

Vibration safety O-ring made of NBR (Buna-N®).

## Media

- Suitable for hydraulic oils and other Mineral oil based fluids (Check compatibility of seal material)
- For use with other liquid media please contact STAUFF
- In case of ultimate tightness requirements for gaseous media, a special Gas-type is available

## Protection Cap

- The complete STAUFF-Test-12-type-SKK range is also available with a plastic protection cap.

| **SKK-12**<br>Test Coupling<br>with Male Threaded Stud | **SKK-12 Type G**<br>Test Coupling with<br>Straight 24° Fitting | **SMK-12 Type K**<br>Test Coupling<br>With 24° Taper / O-ring (DKO) | **SSKK-12**<br>Bulkhead |
|---|---|---|---|
| | | | |

A

## Test Coupling with Male Threaded Stud
## SKK-12

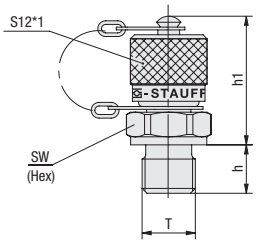


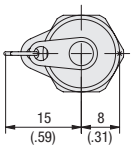


### Ordering Codes

***SKK*-12*-G1/4*-B*-C*-KK*-W3**

| | | |
|---|---|---|
| * Type | Test Coupling with Piston Valve | **SKK** |
| * Series | STAUFF Test 12 (Connection Thread S12,65 x 1,5) | **-12** |
| * Port Connection | acc. to dimension table | **-G1/4** |
| * Seal Material | NBR (Buna-N®) | **-B** |
| | FKM (Viton®) | **-V** |
| | EPDM | **-E** |
| | Seal Type B and D | **none** |
| * Seal Type | O-ring Type A | **-A** |
| | Metal Joint Type B | **-B** |
| | Elastomeric Sealing Type C | **-C** |
| | Taper Type D | **-D** |
| | O-ring Type E | **-E** |
| * Protection Cap | Knurled protection cap | **–** |
| | Plastic protection cap | **-KK** |
| * Material Code | Steel, zinc/nickel-plated | **-W3** |
| | Stainless Steel V2A - 1.4305 (AISI 303) | **-W4** |
| | Stainless Steel V4A - 1.4571 (AISI 316 Ti) | **-W5** |

### Seal Type

O-ring Type A

Metal Joint Type B

Elastomeric Sealing Type C

Taper Type D[1]

O-ring Type E

For further information on Seal Types,
please see page 74-77.

| Thread T | Seal Type | Working Pressure (bar/PSI) | Dimensions (mm/in) h1 | h2 | Hex | Torque (N·m/ft-lb) ca. Thread T | Weight (kg/lbs) ca. per 100 | Ordering Codes (Standard Option) |
|---|---|---|---|---|---|---|---|---|
| M8 x 1 | Type A | 250 | 38 | 8,5 | 14 | 6 | 5,50 | SKK-12-M8x1-B-A-W3 |
| | | 3625 | 1.50 | .33 | .55 | 4.4 | 12.10 | |
| M10 x 1 | | 630 | 35 | 9,8 | 14 | 12 | 5,30 | SKK-12-M10x1-B-A-W3 |
| | | 9137 | 1.38 | .39 | .67 | 8.8 | 11.66 | |
| M12 x 1,5 | Type B | 630 | 31 | 12 | 17 | 35 | 5,60 | SKK-12-M12x1.5-B-W3 |
| | | 9137 | 1.22 | .47 | .67 | 25.8 | 12.35 | |
| M14 x 1,5 | | 630 | 31 | 12 | 19 | 55 | 6,40 | SKK-12-M14x1.5-B-W3 |
| | | 9137 | 1.22 | .47 | .75 | 40.6 | 14.08 | |
| M16 x 1,5 | | 630 | 31 | 12 | 22 | 70 | 8,10 | SKK-12-M16x1.5-B-W3 |
| | | 9137 | 1.22 | .47 | .87 | 51.6 | 17.82 | |
| G1/4 | | 630 | 30 | 12 | 19 | 55 | 6,10 | SKK-12-G1/4-B-W3 |
| | | 9137 | 1.18 | .47 | .75 | 40.6 | 13.42 | |
| G3/8 | | 630 | 31 | 12 | 22 | 90 | 7,80 | SKK-12-G3/8-B-W3 |
| | | 9137 | 1.22 | .47 | .87 | 66.4 | 17.16 | |
| M12 x 1,5 | Type C | 630 | 31 | 12 | 17 | 35 | 5,70 | SKK-12-M12x1.5-B-C-W3 |
| | | 9137 | 1.22 | .47 | .67 | 25.8 | 12.54 | |
| G1/8 | | 400 | 40 | 8 | 14 | 18 | 5,90 | SKK-12-G1/8-B-C-W3 |
| | | 5801 | 1.57 | .31 | .55 | 13.3 | 12.98 | |
| G1/4 | | 630 | 31 | 12 | 19 | 45 | 6,30 | SKK-12-G1/4-B-C-W3 |
| | | 9137 | 1.22 | .47 | .75 | 33.2 | 13.86 | |
| R1/8 K | Type D[2] | 400 | 33 | 8 | 17 | | 5,00 | SKK-12-R1/8K-D-W3 |
| | | 5801 | 1.30 | .31 | .55 | | 11.00 | |
| R1/4 K | | 630 | 30 | 12 | 17 | | 5,40 | SKK-12-R1/4K-D-W3 |
| | | 9137 | 1.18 | .47 | .55 | | 11.88 | |
| 1/8 NPT | | 400 | 33 | 10 | 14 | | 5,00 | SKK-12-1/8NPT-D-W3 |
| | | 5801 | 1.30 | .39 | .55 | | 11.00 | |
| 1/4 NPT | | 630 | 28 | 15 | 14 | | 5,50 | SKK-12-1/4NPT-D-W3 |
| | | 9137 | 1.10 | .59 | .55 | | 12.10 | |
| 5/16–24 UNF | Type E | 400 | 38 | 7,5 | 14 | 8 | 5,40 | SKK-12-5/16UNF-B-E-W3 |
| | | 5801 | 1.50 | .30 | .55 | 5.9 | 11.88 | |
| 7/16–20 UNF | | 630 | 33 | 9,1 | 17 | 20 | 5,90 | SKK-12-7/16UNF-B-E-W3 |
| | | 9137 | 1.30 | .36 | .67 | 14.7 | 12.98 | |
| 1/2–20 UNF | | 630 | 32 | 9,2 | 17 | 25 | 5,90 | SKK-12-1/2UNF-B-E-W3 |
| | | 9137 | 1.26 | .36 | .67 | 18.4 | 12.98 | |
| 9/16–18 UNF | | 630 | 31 | 10 | 19 | 35 | 6,30 | SKK-12-9/16UNF-B-E-W3 |
| | | 9137 | 1.22 | .39 | .75 | 25.8 | 13.86 | |
| M12 x1,5 | | 630 | 32 | 11 | 17 | 35 | 5,80 | SKK-12-M12x1.5-B-E-W3 |
| | | 9137 | 1.26 | .43 | .67 | 25.8 | 12.79 | |

[1] Special thread: buttress thread S12,65 x1,5
[2] Suitable liquid / plastic sealant required.
Alternative materials and surface finishings are available upon request. Contact STAUFF for further information.
Torque recommendations for Steel mating material.

Dimensional drawings: All dimensions in mm (in).

A

## Test Coupling with Straight 24° Fitting SKK-12 Type G

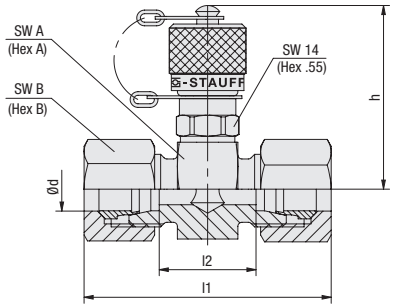

| Series | PN (bar/PSI) | Pipe | Dimensions (mm/in) | | | | | Weight (kg/lbs) ca. | Ordering Codes (Standard Option)[2] |
|---|---|---|---|---|---|---|---|---|---|
| | | Ød | ~l1[3] | l2 | h | Hex A | Hex B | per 100[1] | |
| L | 315 4568 | 6 | 51 | 21 | 46 | 24 | 14 | 13,00 | SKK-12-06L-G-W3-MS |
| | | | 2.01 | .83 | 1.81 | .94 | .55 | 28.60 | |
| | | 8 | 51 | 21 | 46 | 24 | 17 | 14,10 | SKK-12-08L-G-W3-MS |
| | | | 2.01 | .83 | 1.81 | .94 | .67 | 31.02 | |
| | | 10 | 53 | 23 | 46 | 24 | 19 | 15,30 | SKK-12-10L-G-W3-MS |
| | | | 2.09 | .91 | 1.81 | .94 | .75 | 33.66 | |
| | | 12 | 53 | 23 | 47,5 | 27 | 22 | 18,20 | SKK-12-12L-G-W3-MS |
| | | | 2.09 | .91 | 1.87 | 1.06 | .87 | 40.04 | |
| | | 15 | 55 | 25 | 49 | 30 | 27 | 24,50 | SKK-12-15L-G-W3-MS |
| | | | 2.17 | .98 | 1.92 | 1.18 | 1.06 | 53.90 | |
| | | 18 | 57 | 24 | 50 | 32 | 32 | 19,00 | SKK-12-18L-G-W3-MS |
| | | | 2.24 | .94 | 1.97 | 1.26 | 1.26 | 41.89 | |
| | 160 2320 | 22 | 61 | 28 | 52 | 36 | 36 | 32,20 | SKK-12-22L-G-W3-MS |
| | | | 2.40 | 1.10 | 2.05 | 1.42 | 1.42 | 70.84 | |
| | | 28 | 61 | 28 | 54,5 | 41 | 41 | 44,00 | SKK-12-28L-G-W3-MS |
| | | | 2.40 | 1.10 | 2.15 | 1.61 | 1.61 | 96.80 | |
| | | 35 | 69 | 26 | 57 | 46 | 50 | 39,50 | SKK-12-35L-G-W3-MS |
| | | | 2.72 | 1.02 | 2.24 | 1.81 | 1.97 | 87.08 | |
| | | 42 | 71 | 25 | 61,5 | 55 | 60 | 85,80 | SKK-12-42L-G-W3-MS |
| | | | 2.80 | .98 | 2.42 | 2.17 | 2.36 | 188.76 | |
| S | 630 9137 | 6 | 55 | 25 | 46 | 24 | 17 | 15,60 | SKK-12-06S-G-W3-MS |
| | | | 2.17 | .98 | 1.81 | .94 | .67 | 34.32 | |
| | | 8 | 55 | 25 | 46 | 24 | 19 | 16,50 | SKK-12-08S-G-W3-MS |
| | | | 2.17 | .98 | 1.81 | .94 | .75 | 36.30 | |
| | | 10 | 57 | 24 | 46 | 24 | 22 | 19,04 | SKK-12-10S-G-W3-MS |
| | | | 2.24 | .94 | 1.81 | .94 | .87 | 41.89 | |
| | | 12 | 57 | 24 | 46 | 24 | 24 | 20,90 | SKK-12-12S-G-W3-MS |
| | | | 2.24 | .94 | 1.81 | .94 | .94 | 45.98 | |
| | | 14 | 63 | 27 | 47,5 | 27 | 27 | 27,00 | SKK-12-14S-G-W3-MS |
| | | | 2.50 | 1.06 | 1.87 | 1.06 | 1.06 | 59.40 | |
| | 400 5801 | 16 | 63 | 26 | 49 | 30 | 30 | 31,10 | SKK-12-16S-G-W3-MS |
| | | | 2.50 | 1.02 | 1.93 | 1.18 | 1.18 | 68.42 | |
| | | 20 | 69 | 26 | 52 | 36 | 36 | 48,20 | SKK-12-20S-G-W3-MS |
| | | | 2.72 | 1.02 | 2.05 | 1.42 | 1.42 | 106.04 | |
| | | 25 | 75 | 27 | 54,5 | 41 | 46 | 73,50 | SKK-12-25S-G-W3-MS |
| | | | 2.95 | 1.06 | 2.15 | 1.61 | 1.81 | 161.70 | |
| | | 30 | 81 | 28 | 57 | 46 | 50 | 85,45 | SKK-12-30S-G-W3-MS |
| | | | 3.19 | 1.10 | 2.24 | 1.81 | 1.97 | 187.99 | |
| | 315 4568 | 38 | 91 | 29 | 61,5 | 55 | 60 | 63,20 | SKK-12-38S-G-W3-MS |
| | | | 3.58 | 1.14 | 2.42 | 2.17 | 2.36 | 139.33 | |

### Ordering Codes

***SKK*-12*-18L*-G*-SK*-W3*-MS**

| | | |
|---|---|---|
| * Type | Test Coupling with Piston Valve | **SKK** |
| * Series | STAUFF Test 12 (Connection Thread S12,65 x 1,5) | **-12** |
| * Outside Tube Diameter | acc. to dimension table | **-18** |
| * Series | Light Series | **L** |
| | Heavy Series | **S** |
| * Seal Material | FKM (Viton®) | **none** |
| | EPDM | **-E** |
| * Connection | Straight 24° Fitting | **-G** |
| * Protection Cap | Knurled protection cap | **–** |
| * Material Code | Steel, zinc/nickel-plated | **-W3** |
| | Stainless Steel V2A - 1.4305 (AISI 303) | **-W4** |
| | Stainless Steel V4A - 1.4571 (AISI 316 Ti) | **-W5** |
| * Assembling / Kitting | Fitting body only | **–** |
| | Fitting body supplied with Cutting rings and union nuts | **-MS** |
| | Fitting body supplied with soft-sealing cutting rings and union nuts | **-MSV** |

[1] Weight including cutting rings and union nuts.
[2] Standard option: Fitting body supplied with Cutting rings and union nuts.
[3] Approximate dimension in assembled condition.
Port acc. to ISO 8434-1 / DIN 2353
Alternative materials and surface finishings are available upon request. Contact STAUFF for further information.

Dimensional drawings: All dimensions in mm (in).

A

## Test Coupling with 24° Taper / O-ring (DKO)
## SKK-12 Type K

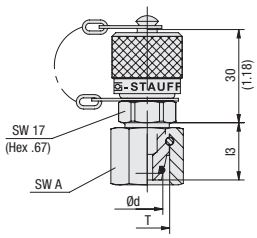


Version A

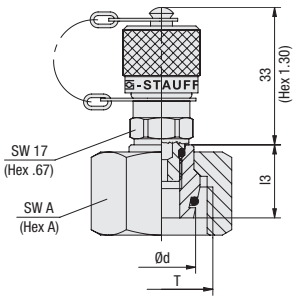


Version B

### Ordering Codes

***SKK*-12*-18L*-B*-K*-GS*-SK*-W3**

| | | |
|---|---|---|
| * Type | Test Coupling with Piston Valve | **SKK** |
| * Series | STAUFF Test 12 (Connection Thread S12,65 x 1,5) | **-12** |
| * Outside Tube Diameter | acc. to dimension table | **-18** |
| * Series | Light Series | **L** |
| | Heavy Series | **S** |
| * Seal Material | NBR (Buna-N®) | **-B** |
| | FKM (Viton®) | **-V** |
| | EPDM | **-E** |
| * Connection | 24° Taper / O-ring (DKO) | **-K** |
| * Design | One-piece design (Version A) | **–** |
| | Screwed design (Version B) | **-GS** |
| * Protection Cap | Knurled protection cap | **–** |
| * Material Code | Steel, zinc/nickel-plated | **-W3** |
| | Stainless Steel V2A - 1.4305 (AISI 303) | **-W4** |
| | Stainless Steel V4A - 1.4571 (AISI 316 Ti) | **-W5** |

| Series | PN (bar/PSI) | Pipe Ød | Dimensions (mm/in) l3 | Hex A | Thread T | Version | Weight (kg/lbs) ca. per 100 | Ordering Codes (Standard Option) |
|---|---|---|---|---|---|---|---|---|
| L | 315 4568 | 6 | 15,5 | 14 | M12 x 1,5 | A | 6,40 | SKK-12-06L-B-K-W3 |
| | | | .61 | .55 | | | 14.08 | |
| | | 8 | 15,5 | 17 | M14 x 1,5 | A | 6,50 | SKK-12-08L-B-K-W3 |
| | | | .61 | .67 | | | 14.30 | |
| | | 10 | 16,5 | 19 | M16 x 1,5 | A | 7,90 | SKK-12-10L-B-K-W3 |
| | | | .65 | .75 | | | 17.38 | |
| | | 12 | 17,5 | 22 | M18 x 1,5 | A | 9,00 | SKK-12-12L-B-K-W3 |
| | | | .69 | .87 | | | 19.80 | |
| | | 15 | 21 | 27 | M22 x 1,5 | B | 11,70 | SKK-12-15L-B-K-GS-W3 |
| | | | .83 | 1.06 | | | 25.74 | |
| | | 18 | 19,5 | 32 | M26 x 1,5 | B | 19,00 | SKK-12-18L-B-K-GS-W3 |
| | | | .77 | 1.26 | | | 41.80 | |
| | 160 2320 | 22 | 20,5 | 36 | M30 x 2 | B | 18,70 | SKK-12-22L-B-K-GS-W3 |
| | | | .81 | 1.42 | | | 41.14 | |
| | | 28 | 25 | 41 | M36 x 2 | B | 24,70 | SKK-12-28L-B-K-GS-W3 |
| | | | .98 | 1.61 | | | 54.34 | |
| | | 35 | 30 | 50 | M45 x 2 | B | 39,50 | SKK-12-35L-B-K-GS-W3 |
| | | | 1.18 | 1.97 | | | 86.90 | |
| | | 42 | 31 | 60 | M52 x 2 | B | 85,80 | SKK-12-42L-B-K-GS-W3 |
| | | | 1.22 | 2.36 | | | 189.16 | |
| S | 630 9137 | 6 | 14,5 | 17 | M14 x 1,5 | A | 6,60 | SKK-12-06S-B-K-W3 |
| | | | .57 | .67 | | | 14.52 | |
| | | 8 | 16,5 | 19 | M16 x 1,5 | A | 7,70 | SKK-12-08S-B-K-W3 |
| | | | .65 | .75 | | | 16.94 | |
| | | 10 | 16,5 | 22 | M18 x 1,5 | A | 8,80 | SKK-12-10S-B-K-W3 |
| | | | .65 | .87 | | | 19.36 | |
| | | 12 | 17,5 | 24 | M20 x 1,5 | A | 10,50 | SKK-12-12S-B-K-W3 |
| | | | .69 | .94 | | | 23.10 | |
| | | 14 | 19,5 | 27 | M22 x 1,5 | B | 12,40 | SKK-12-14S-B-K-GS-W3 |
| | | | .77 | 1.06 | | | 27.28 | |
| | 400 5801 | 16 | 18 | 30 | M24 x 1,5 | B | 13,70 | SKK-12-16S-B-K-GS-W3 |
| | | | .71 | 1.18 | | | 30.14 | |
| | | 20 | 24 | 36 | M30 x 2 | B | 19,80 | SKK-12-20S-B-K-GS-W3 |
| | | | .94 | 1.42 | | | 43.56 | |
| | | 25 | 26 | 46 | M36 x 2 | B | 35,20 | SKK-12-25S-B-K-GS-W3 |
| | | | 1.02 | 1.81 | | | 77.44 | |
| | | 30 | 30 | 50 | M42 x 2 | B | 41,70 | SKK-12-30S-B-K-GS-W3 |
| | | | 1.18 | 1.97 | | | 91.74 | |
| | 315 4568 | 38 | 34 | 60 | M52 x 2 | B | 63,20 | SKK-12-38S-B-K-GS-W3 |
| | | | 1.34 | 2.36 | | | 139.04 | |

With 24° Taper / O-ring (DKO) Connection acc. to ISO 8434-1 / DIN 2353
Alternative materials and surface finishings are available upon request. Contact STAUFF for further information.

Dimensional drawings: All dimensions in mm (in).

A

## Bulkhead
## SSKK-12

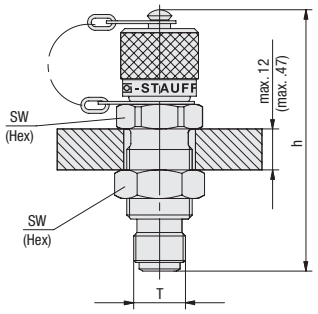

| Thread | Dimensions (mm/in) | | Weight (kg/lbs) ca. | Ordering Codes (Standard Option) |
|---|---|---|---|---|
| T | h | Hex | per 100 | |
| S12[1] | 63 | 19 | 10,30 | SSKK-12-W3 |
| | 2.48 | 0.75 | 22.66 | |

[1] Special thread: buttress thread S12,65 x1,5
Standard option: With Hexagon Lock Nut.
Alternative materials and surface finishings are available upon request. Contact STAUFF for further information.

### Ordering Codes

***SSKK*-12*-SK*-W3**

| | | |
|---|---|---|
| * Type | Bulkhead with Piston Valve | **SSKK** |
| * Series | STAUFF Test 12 (Connection Thread S12,65 x 1,5) | **-12** |
| * Seal Material | FKM (Viton®) | **none** |
| | EPDM | **-E** |
| * Protection Cap | Knurled protection cap | **–** |
| * Material Code | Steel, zinc/nickel-plated | **-W3** |
| | Stainless Steel V2A - 1.4305 (AISI 303) | **-W4** |
| | Stainless Steel V4A - 1.4571 (AISI 316 Ti) | **-W5** |

## Swivel Run Tee with 37° JIC Connection
## SGV-JIC Type FM

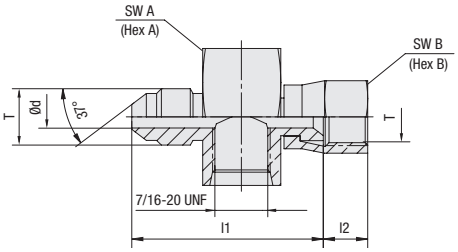

| Pipe Ø | JIC-Size | Dimensions (mm/in) | | | | | Thread T | Weight (kg/lbs) ca. | Ordering Codes (Standard Option) |
|---|---|---|---|---|---|---|---|---|---|
| inch | | Ø d | l1 | l2 | Hex A | Hex B | inch | per 100 | |
| 1/4 | 04 | 4,37 | 37,74 | 8,74 | 27 | 14,29 | 7/16–20 UNF | 8,96 | SGV-7/16UNF-04-JIC1/4-FM-W66 |
| | | .17 | 1.49 | .34 | 1.06 | .56 | | 19.71 | |
| 3/8 | 06 | 7,54 | 40,01 | 9,53 | 27 | 17,46 | 9/16–18 UNF | 9,60 | SGV-7/16UNF-06-JIC3/8-FM-W66 |
| | | .30 | 1.58 | .38 | 1.06 | .69 | | 21.12 | |
| 1/2 | 08 | 9,93 | 44,65 | 10,72 | 27 | 22,23 | 3/4–16 UNF | 11,20 | SGV-7/16UNF-08-JIC1/2-FM-W66 |
| | | .39 | 1.76 | .42 | 1.06 | .88 | | 24.64 | |
| 5/8 | 10 | 12,29 | 48,26 | 12,70 | 28,58 | 25,40 | 7/8–14 UNF | 17,10 | SGV-7/16UNF-10-JIC5/8-FM-W66 |
| | | .48 | 1.90 | .50 | 1.13 | 1.00 | | 37.62 | |
| 3/4 | 12 | 15,47 | 51,33 | 14,45 | 31,75 | 31,75 | 1-1/16–12 UN | 20,40 | SGV-7/16UNF-12-JIC3/4-FM-W66 |
| | | .61 | 2.02 | .57 | 1.25 | 1.25 | | 44.88 | |
| 1 | 16 | 21,44 | 57,30 | 15,09 | 38,10 | 38,10 | 1-5/16–12 UN | 30,80 | SGV-7/16UNF-16-JIC1-FM-W66 |
| | | .84 | 2.26 | .59 | 1.50 | 1.50 | | 67.76 | |

Alternative materials and surface finishings are available upon request. Contact STAUFF for further information.

### Ordering Codes

***SGV*-7/16UNF*-12*-JIC3/4*-FM*-W66**

| | | |
|---|---|---|
| * Type | Swivel Run Tee | **SGV** |
| * Port Connection | acc. to dimension table | **-7/16UNF** |
| * JIC Size | acc. to dimension table | **-12** |
| * Connection | 37° JIC Connection | **-JIC** |
| * Outside Tube Diameter | acc. to dimension table | **3/4** |
| * Connection | Female/Male Thread | **-FM** |
| * Material Code | Carbon Steel, zinc-plated and thick-film passivated | **-W66** |

Dimensional drawings: All dimensions in mm (in).

A

## Test Adaptor
## SAD-12

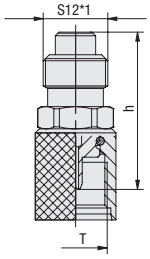


Version A

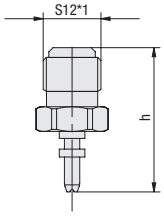


Version B

### Ordering Codes

***SAD*-12/20*-W3**

| | | |
|---|---|---|
| * Type | Test Adaptor | **SAD** |
| * Connection Type | Version A | **-12/20** |
| | Version A | **-12/15** |
| | Version B | **-12/10** |
| * Seal Material | FKM (Viton®) | **none** |
| | EPDM | **-E** |
| * Material Code | Steel, zinc/nickel-plated | **-W3** |
| | Stainless Steel V2A - 1.4305 (AISI 303) | **-W4** |
| | Stainless Steel V4A - 1.4571 (AISI 316 Ti) | **-W5** |

| Thread T | Dimensions (mm/in) h | Version | Weight (kg/lbs) ca. per 100 | Ordering Codes (Standard Option) |
|---|---|---|---|---|
| M16 x 2 | 33 | A | 4,70 | SAD-12/20-W3 |
| | 1.30 | | 10.34 | |
| M16 x 1,5 | 33 | A | 4,60 | SAD-12/15-W3 |
| | 1.30 | | 10.12 | |
| Plug in | 31 | B | 1,80 | SAD-12/10-W3 |
| | 1.22 | | 3.96 | |

[1] Special thread: buttress thread S12,65 x1,5
Alternative materials and surface finishings are available upon request. Contact STAUFF for further information.

## Gauge Adaptor
## SMA-12

## Direct Gauge Adaptor
## SMD-12

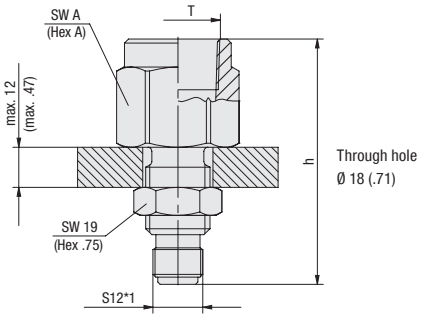


Gauge Adaptor SMA-12

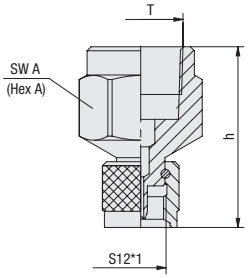


Direct Gauge Adaptor SMD-12

### Ordering Codes

***SMA*-12*-G1/4*-B*-OR*-W3**

| | | |
|---|---|---|
| * Type | Gauge Adaptor | **SMA** |
| * Series | STAUFF Test 12 (Connection Thread S12,65 x 1,5) | **-12** |
| * Thread | acc. to dimension table | **-G1/4** |
| * Seal Material | NBR (Buna-N®) | **-B** |
| | FKM (Viton®) | **-V** |
| | EPDM | **-E** |
| | Seal Type without O-ring | **none** |
| * Seal Type | with O-ring | **-OR** |
| * Material Code | Steel, zinc/nickel-plated | **-W3** |
| | Stainless Steel V2A - 1.4305 (AISI 303) | **-W4** |
| | Stainless Steel V4A - 1.4571 (AISI 316 Ti) | **-W5** |

| Thread T | Dimensions (mm/in) h | Hex A | Weight (kg/lbs) ca. per 100 | Ordering Codes (Standard Option) |
|---|---|---|---|---|
| G1/4 | 51 | 19 | 6,70 | SMA-12-G1/4-B-OR-W3 |
| | 2.01 | .75 | 14.74 | |
| G1/2 | 61 | 27 | 12,10 | SMA-12-G1/2-B-OR-W3 |
| | 2.40 | 1.06 | 26.62 | |
| 1/4 NPT | 51 | 19 | 6,70 | SMA-12-1/4NPT-W3 |
| | 2.01 | .75 | 14.74 | |
| 1/2 NPT | 61 | 27 | 12,80 | SMA-12-1/2NPT-W3 |
| | 2.40 | 1.06 | 28.16 | |
| G1/4 | 35 | 19 | 5,20 | SMD-12-G1/4-B-OR-W3 |
| | 1.38 | .75 | 11.44 | |
| G1/2 | 45 | 27 | 9,40 | SMD-12-G1/2-B-OR-W3 |
| | 1.77 | 1.06 | 20.68 | |
| 1/4 NPT | 35 | 19 | 5,10 | SMD-12-1/4NPT-W3 |
| | 1.38 | .75 | 11.22 | |
| 1/2 NPT | 45 | 27 | 10,30 | SMD-12-1/2NPT-W3 |
| | 1.77 | 1.06 | 22.66 | |

[1] Special thread: buttress thread S12,65 x1,5
Standard option - SMA-12: With Hexagon Lock Nut.
Alternative materials and surface finishings are available upon request. Contact STAUFF for further information.
Snubber on request.

Dimensional drawings: All dimensions in mm (in).

## Test Coupling with Ball Check
## SMK-10

A

# Test Coupling with Ball Check
# SMK-10

1. Internal Seals
2. Ball
3. Spring
4. Seal at Male Threaded Stud
5. Port Connection

## Fast Coupling for

- Monitoring and control of pressure
- Venting
- Sampling in high- and low-pressure systems

## Advantages

- Leak proof connection before **Ball Check** is open
- Simple connection to measurement, control and switching devices

## Working Pressure

- Max. working pressure 400 bar / 5801 PSI
  For SMK Type G and K the recommended working pressure of fitting manufacturer should be noted.

## Materials

- **Metal Parts:**
  Standard material: Steel, zinc/nickel-plated = **W3**
- **Ball:** Stainless Steel
- **Strap:** Polyethylene
- **Seal Types:**
  **B = NBR (Buna-N®)**
  (Temperature range -20 °C ... +100 °C / -4 °F ... +212 °F)
  Note: Internal sealings made of FKM, even for standard NBR-type.

  **V = FKM (Viton®)**
  (Temperature range -20 °C ... +200 °C / -4 °F ... +392 °F)

  **E = EPDM Ethylene Propylene Diene Monomer Rubber**
  (for Brake fluid,
  Temperature range -40 °C ... +150 °C / -40 °F ... +302 °F)

## Media

- Suitable for hydraulic oils and other Mineral oil based fluids
  (Check compatibility of seal material)
- For use with other liquid media please contact STAUFF

| **SMK-10**<br>Test Coupling<br>with Male Threaded Stud | **SMK-10 Type G**<br>Test Coupling with<br>Straight 24° Fitting | **SMK-10 Type K**<br>Test Coupling<br>With 24° Taper / O-ring (DKO) |
|---|---|---|
| | | |

A

## Test Coupling with Male Threaded Stud
## SMK-10

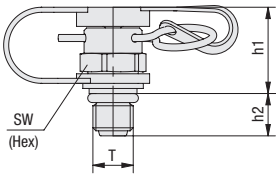


### Ordering Codes

***SMK*-10*-M10x1*-B*-A*-W3**

| | | |
|---|---|---|
| * Type | Test Coupling with Ball Check | **SMK** |
| * Series | STAUFF Test 10 Plug In System | **-10** |
| * Port Connection | acc. to dimension table | **-M10x1** |
| * Seal Material | NBR (Buna-N®) | **-B** |
| | FKM (Viton®) | **-V** |
| | EPDM | **-E** |
| | Seal Type D | **none** |
| * Seal Type | O-ring Type A | **-A** |
| | Taper Type D | **-D** |
| * Material Code | Steel, zinc/nickel-plated | **-W3** |
| | Stainless Steel V2A - 1.4305 (AISI 303) | **-W4** |
| | Stainless Steel V4A - 1.4571 (AISI 316 Ti) | **-W5** |

| Thread T | Seal Type | Working Pressure (bar/PSI) | Dimensions (mm/in) h1 | h2 | Hex | Torque (N·m/ft·lb) ca. Thread T | Weight (kg/lbs) ca. per 100 | Ordering Codes (Standard Option) |
|---|---|---|---|---|---|---|---|---|
| M8 x 1 | Type A | 250 | 17,5 | 8,5 | 12 | 6 | 1,50 | SMK-10-M8x1-B-A-W3 |
| | | 3625 | .69 | .33 | .47 | 4.4 | 3.30 | |
| M10 x 1 | | 400 | 17,5 | 9,8 | 12 | 12 | 1,70 | SMK-10-M10x1-B-A-W3 |
| | | 5801 | .69 | .39 | .47 | 8.8 | 3.74 | |
| R1/8 K | Type D*[1] | 400 | 17,5 | 8 | 12 | | 1,70 | SMK-10-R1/8K-B-W3 |
| | | 5801 | .69 | .31 | .47 | | 3.74 | |

[1] Suitable liquid / plastic sealant required.
Alternative materials and surface finishings are available upon request. Contact STAUFF for further information.
Torque recommendations for Steel mating material.

### Seal Type

O-ring Type A

Taper Type D[1]

For further information on Seal Types, please see page 74-77.

## Gauge Adaptor
## SMA-10

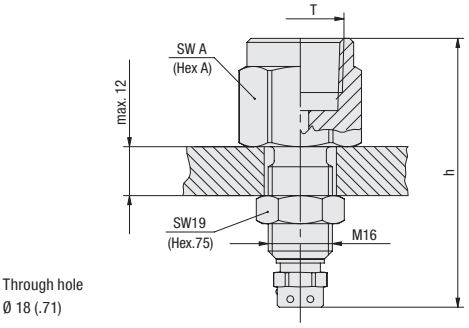


### Ordering Codes

***SMA*-10*-G1/4*-B*-OR*-W3**

| | | |
|---|---|---|
| * Type | Gauge Adaptor | **SMA** |
| * Series | STAUFF Test 10 Plug In System | **-10** |
| * Thread | acc. to dimension table | **-G1/4** |
| * Seal Material | NBR (Buna-N®) | **-B** |
| | FKM (Viton®) | **-V** |
| | EPDM | **-E** |
| | Seal Type without O-ring | **none** |
| * Seal Type | with O-ring | **-OR** |
| * Material Code | Steel, zinc/nickel-plated | **-W3** |
| | Stainless Steel V2A - 1.4305 (AISI 303) | **-W4** |
| | Stainless Steel V4A - 1.4571 (AISI 316 Ti) | **-W5** |

| Thread T | Dimensions (mm/in) h | Hex A | Weight (kg/lbs) ca. per 100 | Ordering Codes (Standard Option) |
|---|---|---|---|---|
| G1/4 | 57 | 19 | 7,60 | SMA-10-G1/4-B-OR-W3 |
| | 2.24 | .75 | 16.72 | |
| G1/2 | 67 | 27 | 12,70 | SMA-10-G1/2-B-OR-W3 |
| | 2.64 | 1.06 | 27.94 | |
| 1/4 NPT | 57 | 19 | 7,40 | SMA-10-1/4NPT-W3 |
| | 2.24 | .75 | 16.31 | |
| 1/2 NPT | 67 | 27 | 12,70 | SMA-10-1/2NPT-W3 |
| | 2.64 | 1.06 | 27.99 | |

Standard option: With Hexagon Lock Nut.
Alternative materials and surface finishings are available upon request. Contact STAUFF for further information.
Snubber on request.

Dimensional drawings: All dimensions in mm (in).

A

## Test Coupling with Straight 24° Fitting SMK-10 Type G

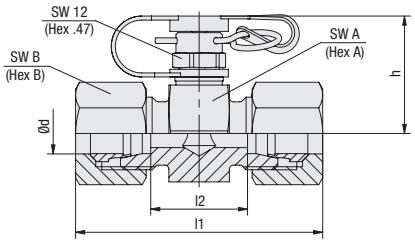

| Series | PN (bar/PSI) | Pipe | Dimensions (mm/in) | | | | | Weight (kg/lbs) ca. | Ordering Codes (Standard Option)[2] |
|---|---|---|---|---|---|---|---|---|---|
| | | Ø d | ~l1[3] | l2 | h | Hex A | Hex B | per 100[1] | |
| L | 315 4568 | 6 | 51 | 21 | 29,5 | 24 | 14 | 9,40 | SMK-10-06L-G-W3-MS |
| | | | 2.01 | .83 | 1.16 | .94 | .55 | 20.68 | |
| | | 8 | 51 | 21 | 29,5 | 24 | 17 | 10,80 | SMK-10-08L-G-W3-MS |
| | | | 2.01 | .83 | 1.16 | .94 | .67 | 23.76 | |
| | | 10 | 53 | 23 | 29,5 | 24 | 19 | 11,90 | SMK-10-10L-G-W3-MS |
| | | | 2.09 | .91 | 1.16 | .94 | .75 | 26.18 | |
| | | 12 | 53 | 23 | 31 | 27 | 22 | 14,70 | SMK-10-12L-G-W3-MS |
| | | | 2.09 | .91 | 1.22 | 1.06 | .87 | 32.34 | |
| | | 15 | 55 | 25 | 32,5 | 30 | 27 | 21,20 | SMK-10-15L-G-W3-MS |
| | | | 2.17 | .98 | 1.28 | 1.18 | 1.06 | 46.64 | |
| | | 18 | 57 | 24 | 33,5 | 32 | 32 | 27,40 | SMK-10-18L-G-W3-MS |
| | | | 2.24 | .94 | 1.32 | 1.26 | 1.26 | 60.28 | |
| | 160 2320 | 22 | 61 | 28 | 33,5 | 36 | 36 | 33,90 | SMK-10-22L-G-W3-MS |
| | | | 2.40 | 1.10 | 1.32 | 1.42 | 1.42 | 74.74 | |
| | | 28 | 61 | 28 | 38 | 41 | 41 | 40,90 | SMK-10-28L-G-W3-MS |
| | | | 2.40 | 1.10 | 1.50 | 1.61 | 1.61 | 89.98 | |
| | | 35 | 69 | 26 | 40,5 | 46 | 50 | 58,90 | SMK-10-35L-G-W3-MS |
| | | | 2.72 | 1.02 | 1.59 | 1.81 | 1.97 | 129.85 | |
| | | 42 | 71 | 25 | 45 | 55 | 60 | 82,70 | SMK-10-42L-G-W3-MS |
| | | | 2.80 | .98 | 1.77 | 2.17 | 2.36 | 182.32 | |
| S | 400 5801 | 6 | 55 | 25 | 29,5 | 24 | 17 | 12,10 | SMK-10-06S-G-W3-MS |
| | | | 2.17 | .98 | 1.16 | .94 | .67 | 26.62 | |
| | | 8 | 55 | 25 | 29,5 | 24 | 19 | 13,00 | SMK-10-08S-G-W3-MS |
| | | | 2.17 | .98 | 1.16 | .94 | .75 | 28.60 | |
| | | 10 | 57 | 24 | 29,5 | 24 | 22 | 15,40 | SMK-10-10S-G-W3-MS |
| | | | 2.24 | .94 | 1.16 | .94 | .87 | 33.88 | |
| | | 12 | 57 | 24 | 29,5 | 24 | 24 | 16,70 | SMK-10-12S-G-W3-MS |
| | | | 2.24 | .94 | 1.16 | .94 | .94 | 36.74 | |
| | | 14 | 63 | 27 | 31 | 27 | 27 | 22,80 | SMK-10-14S-G-W3-MS |
| | | | 2.50 | 1.06 | 1.22 | 1.06 | 1.06 | 50.27 | |
| | | 16 | 63 | 26 | 32,5 | 30 | 30 | 27,60 | SMK-10-16S-G-W3-MS |
| | | | 2.50 | 1.02 | 1.28 | 1.18 | 1.18 | 60.72 | |
| | | 20 | 69 | 26 | 35,5 | 36 | 36 | 41,90 | SMK-10-20S-G-W3-MS |
| | | | 2.72 | 1.02 | 1.40 | 1.42 | 1.42 | 92.18 | |
| | | 25 | 75 | 27 | 38 | 41 | 46 | 68,20 | SMK-10-25S-G-W3-MS |
| | | | 2.95 | 1.06 | 1.50 | 1.61 | 1.81 | 150.04 | |
| | | 30 | 81 | 28 | 40,5 | 46 | 50 | 81,80 | SMK-10-30S-G-W3-MS |
| | | | 3.19 | 1.10 | 1.59 | 1.81 | 1.97 | 179.96 | |
| | 315 4568 | 38 | 91 | 29 | 45 | 55 | 60 | 122,70 | SMK-10-38S-G-W3-MS |
| | | | 3.58 | 1.14 | 1.77 | 2.17 | 2.36 | 270.51 | |

### Ordering Codes

***SMK*-10*-18L*-G*-W3*-MS**

| | | |
|---|---|---|
| * Type | Test Coupling with Ball Check | **SMK** |
| * Series | STAUFF Test 10 Plug In System | **-10** |
| * Outside Tube Diameter | acc. to dimension table | **-18** |
| * Series | Light Series | **L** |
| | Heavy Series | **S** |
| * Seal Material | FKM (Viton®) | **none** |
| | EPDM | **-E** |
| * Connection | Straight 24° Fitting | **-G** |
| * Material Code | Steel, zinc/nickel-plated | **-W3** |
| | Stainless Steel V2A - 1.4305 (AISI 303) | **-W4** |
| | Stainless Steel V4A - 1.4571 (AISI 316 Ti) | **-W5** |
| * Assembling / Kitting | Fitting body only | **–** |
| | Fitting body supplied with Cutting rings and union nuts | **-MS** |
| | Fitting body supplied with soft-sealing cutting rings and union nuts | **-MSV** |

[1] Weight including cutting rings and union nuts.
[2] Standard option: Fitting body supplied with Cutting rings and union nuts.
[3] Approximate dimension in assembled condition.
Port acc. to ISO 8434-1 / DIN 2353
Alternative materials and surface finishings are available upon request. Contact STAUFF for further information.

Dimensional drawings: All dimensions in mm (in).

A

## Test Coupling with 24° Taper / O-ring (DKO)
## SMK-10 Type K

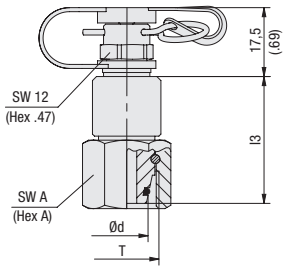


Version A

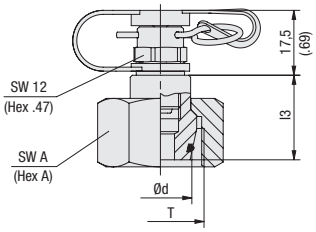


Version B

### Ordering Codes

***SMK*-10*-18L*-B*-K*-GS*-W3**

| | | |
|---|---|---|
| * Type | Test Coupling with Ball Check | **SMK** |
| * Series | STAUFF Test 10 Plug In System | **-10** |
| * Outside Tube Diameter | acc. to dimension table | **-18** |
| * Series | Light Series | **L** |
| | Heavy Series | **S** |
| * Seal Material | NBR (Buna-N®) | **-B** |
| | FKM (Viton®) | **-V** |
| | EPDM | **-E** |
| * Connection | 24° Taper / O-ring (DKO) | **-K** |
| * Design | One-piece design (Version A) | **–** |
| | Screwed design (Version B) | **-GS** |
| * Material Code | Steel, zinc/nickel-plated | **-W3** |
| | Stainless Steel V2A - 1.4305 (AISI 303) | **-W4** |
| | Stainless Steel V4A - 1.4571 (AISI 316 Ti) | **-W5** |

| Series | PN (bar/PSI) | Pipe Ø d | Dimensions (mm/in) l3 | Hex A | Thread T | Version | Weight (kg/lbs) ca. per 100 | Ordering Codes (Standard Option) |
|---|---|---|---|---|---|---|---|---|
| L | 315 4568 | 6 | 15,5 | 14 | M12 x 1,5 | A | 4,60 | SMK-10-06L-B-K-GS-W3 |
| | | | .61 | .55 | | | 10.12 | |
| | | 8 | 15,5 | 17 | M14 x 1,5 | A | 5,30 | SMK-10-08L-B-K-GS-W3 |
| | | | .61 | .67 | | | 11.66 | |
| | | 10 | 16,5 | 19 | M16 x 1,5 | A | 6,50 | SMK-10-10L-B-K-GS-W3 |
| | | | .65 | .75 | | | 14.30 | |
| | | 12 | 17,5 | 22 | M18 x 1,5 | A | 8,00 | SMK-10-12L-B-K-GS-W3 |
| | | | .69 | .87 | | | 17.60 | |
| | | 15 | 21 | 27 | M22 x 1,5 | B | 8,10 | SMK-10-15L-B-K-GS-W3 |
| | | | .83 | 1.06 | | | 17.82 | |
| | | 18 | 19,5 | 32 | M26 x 1,5 | B | 10,90 | SMK-10-18L-B-K-GS-W3 |
| | | | .77 | 1.26 | | | 23.98 | |
| | 160 2320 | 22 | 20,5 | 36 | M30 x 2 | B | 15,30 | SMK-10-22L-B-K-GS-W3 |
| | | | .81 | 1.42 | | | 33.66 | |
| | | 28 | 25 | 41 | M36 x 2 | B | 21,10 | SMK-10-28L-B-K-GS-W3 |
| | | | .98 | 1.61 | | | 270.51 | |
| | | 35 | 30 | 50 | M45 x 2 | B | 35,75 | SMK-10-35L-B-K-GS-W3 |
| | | | 1.18 | 1.97 | | | 78.82 | |
| | | 42 | 31 | 60 | M52 x 2 | B | 53,10 | SMK-10-42L-B-K-GS-W3 |
| | | | 1.22 | 2.36 | | | 117.07 | |
| S | 400 5801 | 6 | 14,5 | 17 | M14 x 1,5 | A | 5,10 | SMK-10-06S-B-K-GS-W3 |
| | | | .57 | .67 | | | 11.22 | |
| | | 8 | 16,5 | 19 | M16 x 1,5 | A | 6,10 | SMK-10-08S-B-K-GS-W3 |
| | | | .65 | .75 | | | 13.42 | |
| | | 10 | 16,5 | 22 | M18 x 1,5 | A | 7,80 | SMK-10-10S-B-K-GS-W3 |
| | | | .65 | .87 | | | 17.16 | |
| | | 12 | 17,5 | 24 | M20 x 1,5 | A | 9,80 | SMK-10-12S-B-K-GS-W3 |
| | | | .69 | .94 | | | 21.56 | |
| | | 14 | 19,5 | 27 | M22 x 1,5 | B | 8,60 | SMK-10-14S-B-K-GS-W3 |
| | | | .77 | 1.06 | | | 18.92 | |
| | | 16 | 18 | 30 | M24 x 1,5 | B | 10,20 | SMK-10-16S-B-K-GS-W3 |
| | | | .71 | 1.18 | | | 22.44 | |
| | | 20 | 24 | 36 | M30 x 2 | B | 17,00 | SMK-10-20S-B-K-GS-W3 |
| | | | .94 | 1.42 | | | 37.40 | |
| | | 25 | 26 | 46 | M36 x 2 | B | 30,70 | SMK-10-25S-B-K-GS-W3 |
| | | | 1.02 | 1.81 | | | 67.54 | |
| | | 30 | 30 | 50 | M42 x 2 | B | 37,80 | SMK-10-30S-B-K-GS-W3 |
| | | | 1.18 | 1.97 | | | 83.33 | |
| | 315 4568 | 38 | 34 | 60 | M52 x 2 | B | 59,50 | SMK-10-38S-B-K-GS-W3 |
| | | | 1.34 | 2.36 | | | 131.18 | |

With 24° Taper / O-ring (DKO) Connection acc. to ISO 8434-1 / DIN 2353
Alternative materials and surface finishings are available upon request. Contact STAUFF for further information.

Dimensional drawings: All dimensions in mm (in).

## Special Test Coupling Solutions STAUFF Test





**Pressure Test Connection for Compressed-Air Pneumatic Braking Equipment (according to ISO 3583)**

**Test Coupling with Female Connection Port**

**Gauge Adaptor with Test Coupling**

**Banjo Fitting with Test Coupling**



**Triple Manifold Block with Test Couplings**

Custom-designed test coupling solutions in addition to the Original-STAUFF-Test range according to customers specifications or based on STAUFF developments.

If you have similar requirements please contact STAUFF.

| | | |
|---|---|---|
| | **Test Adaptors** | **54 - 58** |
| | **Thread Adaptor**<br>SRS-20 | **56** |
| | **Thread Adaptor**<br>SRS-15 | **57** |
| | **Welding Adaptor**<br>SAS | **58** |
| | **Adjustable Gauge Fitting**<br>EMV | **58** |
| | **Pressure Test Kit** | **59** |


B

B

# Thread Adaptor
# SRS-20

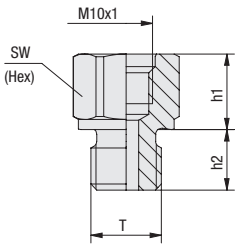


## Ordering Codes

### *SRS*-20*-M12x1.5*-B*-C*-W3

| | | | |
|---|---|---|---|
| * | Type | Thread Adaptor | **SRS** |
| * | Series | STAUFF Test 20 (All sizes) | **-20** |
| * | Port Connection | acc. to dimension table | **-M12x1.5** |
| * | Seal Material | NBR (Buna-N®) | **-B** |
| | | FKM (Viton®) | **-V** |
| | | EPDM | **-E** |
| | | Seal Type B and D | **none** |
| * | Seal Type | Metal Joint Type B | **-B** |
| | | Elastomeric Sealing Type C | **-C** |
| | | Taper Type D | **-D** |
| | | O-ring Type E | **-E** |
| * | Material Code | Steel, zinc/nickel-plated | **-W3** |
| | | Stainless Steel V2A - 1.4305 (AISI 303) | **-W4** |
| | | Stainless Steel V4A - 1.4571 (AISI 316 Ti) | **-W5** |

## Seal Type

Metal Joint Type B

Elastomeric Sealing Type C

Taper Type D[1]

O-ring Type E

For further information on Seal Types, please see page 74-77.

| Thread | Seal Type | Dimensions (mm/in) | | | Weight (kg/lbs) ca. | Ordering Codes (Standard Option) |
|---|---|---|---|---|---|---|
| T | | h1 | h2 | Hex | per 100 | |
| M10 x 1 | Type B | 15,5 | 8,5 | 17 | 2,40 | SRS-20-M10x1-B-W3 |
| | | .61 | .33 | .67 | 5.28 | |
| M12 x 1,5 | | 15 | 12 | 19 | 3,20 | SRS-20-M12x1.5-B-W3 |
| | | .59 | .47 | .75 | 7.04 | |
| M14 x 1,5 | | 15 | 12 | 19 | 3,70 | SRS-20-M14x1.5-B-W3 |
| | | .59 | .47 | .75 | 8.14 | |
| M16 x 1,5 | | 8 | 12 | 22 | 2,80 | SRS-20-M16x1.5-B-W3 |
| | | .31 | .47 | .87 | 6.16 | |
| M18 x 1,5 | | 15 | 12 | 24 | 6,20 | SRS-20-M18x1.5-B-W3 |
| | | .59 | .47 | .94 | 13.64 | |
| M22 x 1,5 | | 10,5 | 14 | 27 | 7,20 | SRS-20-M22x1.5-B-W3 |
| | | .41 | .55 | 1.06 | 15.84 | |
| G1/8 | | 15,5 | 8 | 17 | 2,50 | SRS-20-G1/8-B-W3 |
| | | .61 | .31 | .67 | 5.50 | |
| G1/4 | | 15 | 12 | 19 | 3,50 | SRS-20-G1/4-B-W3 |
| | | .59 | .47 | .75 | 7.70 | |
| G3/8 | | 10,5 | 12 | 22 | 3,80 | SRS-20-G3/8-B-W3 |
| | | .41 | .47 | .87 | 8.36 | |
| G1/2 | | 10,5 | 14 | 27 | 6,60 | SRS-20-G1/2-B-W3 |
| | | .41 | .55 | 1.06 | 14.52 | |
| M12 x 1,5 | Type C | 15 | 12 | 19 | 3,30 | SRS-20-M12x1.5-B-C-W3 |
| | | .59 | .47 | .75 | 7.28 | |
| M14 x 1,5 | | 15 | 12 | 19 | 3,80 | SRS-20-M14x1.5-B-C-W3 |
| | | .59 | .47 | .75 | 8.38 | |
| M18 x 1,5 | | 15 | 12 | 24 | 6,70 | SRS-20-M18x1.5-B-C-W3 |
| | | .59 | .47 | .94 | 8.16 | |
| G1/8 | | 16 | 8 | 17 | 2,90 | SRS-20-G1/8-B-C-W3 |
| | | .63 | .31 | .67 | 3.39 | |
| G1/4 | | 15 | 12 | 19 | 3,60 | SRS-20-G1/4-B-C-W3 |
| | | .59 | .47 | .75 | 7.92 | |
| G3/8 | | 10,5 | 12 | 22 | 3,70 | SRS-20-G3/8-B-C-W3 |
| | | .41 | .47 | .87 | 8.14 | |
| G1/2 | | 10,5 | 14 | 27 | 6,80 | SRS-20-G1/2-B-C-W3 |
| | | .41 | .55 | 1.06 | 14.96 | |
| R1/4 K | Type D[1] | 13 | 12 | 17 | 3,20 | SRS-20-R1/4K-D-W3 |
| | | .51 | .47 | .67 | 7.04 | |
| R3/8 K | | 13 | 14 | 19 | 4,10 | SRS-20-R3/8K-D-W3 |
| | | .51 | .55 | .75 | 9.02 | |
| R1/2 K | | 8 | 19 | 22 | 5,80 | SRS-20-R1/2K-D-W3 |
| | | .31 | .75 | .87 | 12.76 | |
| 1/4 NPT | | 10 | 15 | 17 | 2,39 | SRS-20-1/4NPT-D-W3 |
| | | .39 | .59 | .67 | 5.26 | |
| 1/2 NPT | | 8 | 20 | 22 | 5,83 | SRS-20-1/2NPT-D-W3 |
| | | .31 | .79 | .87 | 12.83 | |
| 7/16–20 UNF | Type E | 9 | 9,1 | 17 | 2,30 | SRS-20-7/16UNF-B-E-W3 |
| | | .35 | .36 | .67 | 5.06 | |
| 1/2–20 UNF | | 15 | 9,2 | 17 | 2,50 | SRS-20-1/2UNF-B-E-W3 |
| | | .59 | .36 | .67 | 5.50 | |
| 9/16–18 UNF | | 15,5 | 10 | 19 | 3,60 | SRS-20-9/16UNF-B-E-W3 |
| | | .61 | .39 | .75 | 7.92 | |
| 7/8–14 UNF | | 11 | 16 | 27 | 2,50 | SRS-20-7/8UNF-B-E-W3 |
| | | .43 | .63 | 1.06 | 5.51 | |
| M14 x 1,5 | | 14,5 | 11 | 19 | 3,90 | SRS-20-M14x1.5-B-E-W3 |
| | | .57 | .43 | .75 | 8.59 | |
| M16 x 1,5 | | 8,5 | 12,5 | 22 | 3,20 | SRS-20-M16x1.5-B-E-W3 |
| | | .33 | .49 | .87 | 7.04 | |
| M22 x 1,5 | | 10 | 15 | 27 | 7,20 | SRS-20-M22x1.5-B-E-W3 |
| | | .39 | .59 | 1.06 | 15.87 | |
| M27 x 2 | | 10 | 18,5 | 32 | 7,00 | SRS-20-M27x2-B-E-W3 |
| | | .39 | .73 | 1.26 | 15.43 | |

[1] Suitable liquid / plastic sealant required.

Dimensional drawings: All dimensions in mm (in).

Alternative materials and surface finishings are available upon request. Contact STAUFF for further information.

# Thread Adaptor
# SRS-15



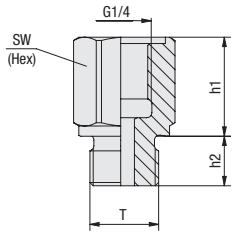

| Thread | Seal Type | Dimensions (mm/in) | | | Weight (kg/lbs) ca. | Ordering Codes (Standard Option) |
|---|---|---|---|---|---|---|
| T | | h1 | h2 | Hex | per 100 | |
| M14 x 1,5 | Type B | 24 | 12 | 19 | 5,10 | SRS-15-M14x1.5-B-W3 |
| | | .95 | .47 | .75 | 11.22 | |
| M16 x 1,5 | | 24 | 12 | 22 | 6,70 | SRS-15-M16x1.5-B-W3 |
| | | .95 | .47 | .87 | 14.74 | |
| M18 x 1,5 | | 24 | 12 | 24 | 6,00 | SRS-15-M18x1.5-B-W3 |
| | | .95 | .47 | .95 | 13.20 | |
| M20 x 1,5 | | 10,5 | 14 | 27 | 5,40 | SRS-15-M20x1.5-B-W3 |
| | | .41 | .55 | 1.06 | 11.88 | |
| G3/8 | | 24 | 12 | 22 | 7,10 | SRS-15-G3/8-B-W3 |
| | | .95 | .47 | .87 | 15.62 | |
| G1/2 | | 10,5 | 14 | 27 | 5,60 | SRS-15-G1/2-B-W3 |
| | | .41 | .55 | 1.06 | 12.32 | |
| M14 x 1,5 | Type C | 24 | 12 | 19 | 4,60 | SRS-15-M14x1.5-B-C-W3 |
| | | .95 | .47 | .75 | 10.12 | |
| M16 x 1,5 | | 24 | 12 | 22 | 6,60 | SRS-15-M16x1.5-B-C-W3 |
| | | .95 | .47 | .87 | 14.52 | |
| M18 x 1,5 | | 24 | 12 | 24 | 8,10 | SRS-15-M18x1.5-B-C-W3 |
| | | .95 | .47 | .95 | 17,86 | |
| G3/8 | | 24 | 12 | 22 | 6,80 | SRS-15-G3/8-B-C-W3 |
| | | .95 | .47 | .87 | 14.96 | |

## Ordering Codes

### *SRS*-15*-M14x1.5*-B*-C*-W3

| | | |
|---|---|---|
| * Type | Thread Adaptor | **SRS** |
| * Series | STAUFF Test 15 (All sizes) | **-15** |
| * Port Connection | acc. to dimension table | **-M14x1.5** |
| * Seal Material | NBR (Buna-N®) | **-B** |
| | FKM (Viton®) | **-V** |
| | EPDM | **-E** |
| | Seal Type B | **none** |
| * Seal Type | Metal Joint Type B | **-B** |
| | Elastomeric Sealing Type C | **-C** |
| * Material Code | Steel, zinc/nickel-plated | **-W3** |
| | Stainless Steel V2A - 1.4305 (AISI 303) | **-W4** |
| | Stainless Steel V4A - 1.4571 (AISI 316 Ti) | **-W5** |

Alternative materials and surface finishings are available upon request. Contact STAUFF for further information.

## Seal Type

Metal Joint Type B

Elastomeric Sealing Type C

For further information on Seal Types, please see page 74-77.

Dimensional drawings: All dimensions in mm (in).

B

## Welding Adaptor
## SAS

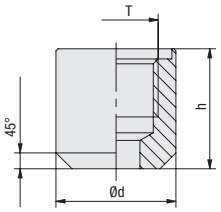


### Ordering Codes

***SAS*-M10x1*-W2**

| | | |
|---|---|---|
| * Type | Welding Adaptor | **SAS** |
| * Port Connection | acc. to dimension table | **-M10x1** |
| * Material Code | Steel, untreated | **-W1** |
| | Steel, phosphated | **-W2** |
| | Stainless Steel V2A - 1.4305 (AISI 303) | **-W4** |
| | Stainless Steel V4A - 1.4571 (AISI 316 Ti) | **-W5** |

| Thread T | Port Connection | Dimensions (mm/in) h | Ød | Weight (kg/lbs) ca. per 100 | Ordering Codes (Standard Option) |
|---|---|---|---|---|---|
| M10 x 1 | Type A (p. 74) | 25 | 20 | 4,60 | SAS-M10x1-W2 |
| | | .98 | .79 | 10.14 | |
| G1/8 | Type B/C (p. 75) | 25 | 20 | 4,70 | SAS-G1/8-W2 |
| | | .98 | .79 | 10.36 | |
| G1/4 | | 30 | 22 | 6,40 | SAS-G1/4-W2 |
| | | 1.18 | .87 | 14.11 | |
| G3/8 | | 30 | 25 | 6,90 | SAS-G3/8-W2 |
| | | 1.18 | .98 | 21.16 | |
| 1/4 NPT | Type D (p. 76) | 25 | 20 | 3,80 | SAS-1/4NPT-W2 |
| | | .98 | .79 | 8.38 | |
| 1/2–20 UNF | Type E (p. 77) | 25 | 20 | 14,00 | SAS-1/2UNF-W2 |
| | | .98 | .79 | 30.86 | |

Alternative materials and surface finishings are available upon request. Contact STAUFF for further information.

## Adjustable Gauge Fitting
## EMV

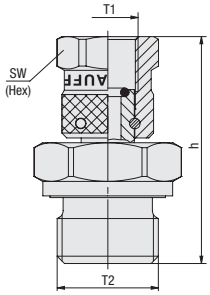


### Ordering Codes

***EMV*-G1/4/G1/2*-B*-OR*-B*-C*-W3**

| | | |
|---|---|---|
| * Type | Adjustable Gauge Fitting | **EMV** |
| * Port Connection | acc. to dimension table | **-G1/4/G1/2** |
| * Seal Material | NBR (Buna-N®) | **-B** |
| | FKM (Viton®) | **-V** |
| | EPDM | **-E** |
| * Seal Type (Female) | with O-ring | **-OR** |
| * Seal Material | NBR (Buna-N®) | **-B** |
| * Seal Type | Elastomeric Sealing Type C | **-C** |
| * Material Code | Steel, zinc/nickel-plated | **-W3** |
| | Stainless Steel V2A - 1.4305 (AISI 303) | **-W4** |
| | Stainless Steel V4A - 1.4571 (AISI 316 Ti) | **-W5** |

| Dimensions (mm/in) T1 | T2 | h | Hex | Weight (kg/lbs) ca. per 100 | Ordering Codes (Standard Option) |
|---|---|---|---|---|---|
| G1/4 | G1/4 | 42 | 19 | 6,20 | EMV-G1/4-B-OR-B-C-W3 |
| | | 1.65 | .75 | 13.64 | |
| G1/4 | G1/2 | 47 | 19 | 11,10 | EMV-G1/4/G1/2-B-OR-B-C-W3 |
| | | 1.85 | .75 | 24.42 | |
| G1/2 | G1/4 | 51 | 27 | 13,00 | EMV-G1/2/G1/4-B-OR-B-C-W3 |
| | | 2.01 | 1.06 | 28.60 | |
| G1/2 | G1/2 | 55,5 | 27 | 18,00 | EMV-G1/2-B-OR-B-C-W3 |
| | | 2.19 | 1.06 | 39.60 | |

Alternative materials and surface finishings are available upon request. Contact STAUFF for further information.

Dimensional drawings: All dimensions in mm (in).

## Pressure Test Kit (analog)
## SMB

SMB-20-3-xxx/xxx-W3 or SMB-15-3-xxx/xxx-W3

SMB-20/100-1-xxx-W3 or SMB-15/100-1-xxx-W3

In addition to the individual SPG gauges, the STAUFF Pressure Gauges are also available as a part of a Pressure Test Kit SMB.

The SMB Pressure Test Kits are assembled in various versions, in accordance with customer wishes.

All Pressure Test Kits are supplied in a handy case with custom-designed foam inserts.

Further information on these products and components please see Catalogue 8 - STAUFF Diagtronics.

Note: All test kits are available as SMB-15 version.

## Pressure Test Kit (digital)
## SMB-DIGI

SMB-DIGI

In addition to the individual SPG-DIGI devices, the STAUFF Digital Pressure Gauges are also available as a part of a Pressure Test Kit SMB-DIGI.

The SMB-DIGI Pressure Test Kits are assembled in various versions, in accordance with customer wishes.

All Pressure Test Kits are supplied in a handy case with custom-designed foam inserts.

Further information on these products and components please see Catalogue 8 - STAUFF Diagtronics.



| | | | |
|---|---|---|---|
| | **Test Hoses and Connectors** | | **60 - 70** |
| | **Test Hose** | **SMS / SGS** | **62 - 63** |
| | Technical Data | | |
| | **Test Hose / Hose End** | **SMS / SGS / HE** | **63** |
| | Ordering Codes | | |
| | **Hose End** | **HE** | **64 - 69** |
| | **Hose Connector** | **SSV** | **70** |
| | **Sampling Hose Adaptor** | **SHA** | **70** |


C

C

## Technical Data Test Hose

| | | | A | B | C | D |
|---|---|---|---|---|---|---|
| Nominal Bore (DN) | | (mm) | DN 2 | | DN 4 | |
| Max. Working Pressure (PN) | | (bar / PSI) | 400 / 5801 | 630 / 9135 | 340 / 4931 | 630 / 9135 |
| Min. Burst Pressure | | (bar / PSI) | 1100 / 15954 | 1900 / 27557 | 850 / 12328 | 1900 / 27557 |
| Testing Pressure | | (bar / PSI) | 600 / 8702 | 950 / 13778 | 570 / 8267 | 950 / 13779 |
| Pressure Rating in bar / PSI at Indicated Temperature | at 0 °C / 32 °F (122 %) | (bar / PSI) | 488 / 7077 | 768 / 11139 | 415 / 6016 | 768 / 11139 |
| | at 30 °C / 86 °F (110 %) | | 440 / 6381 | 693 / 10051 | 374 / 5424 | 693 / 10051 |
| | at 50°C / 122 °F (100 %) | | 400 / 5801 | 630 / 9137 | 340 / 4931 | 630 / 9137 |
| | at 80°C / 176 °F (86 %) | | 344 / 4989 | 542 / 7861 | 292 / 4241 | 542 / 7861 |
| | at 100 °C / 212 °F (77 %) | | 308 / 4467 | 485 / 7034 | 262 / 3797 | 485 / 7034 |
| Working Temperature | | (°C / °F) | -35 °C ... +100 °C / -31 °F ... +212 °F (momentary +120 °C / +248 °F) | | | |
| Inside Diameter | | (mm / in) | 2 / .08 | | 4 / .16 | |
| Outside Diameter | | (mm / in) | 5 / .20 | | 8,6 / .34 | |
| Bending Radius[1] | at working pressure | (mm / in) | 20 / .79 | | 40 / 1.57 | |
| | at -20 °C / 4 °F | | 30 / 1.18 | | 60 / 2.36 | |
| Max. Coil Length | | (m / ft) | 20 / 65.62 | | | |
| Weight / m | | (g / oz) | 16 / .50 | | 42 / 1.35 | |
| Inner / Outer Tube | | | PA | | | |
| Reinforcement | | | Synthetic Fibre | | | |
| Standard hose end material is Steel 11 S Mn Pb 30 (1.0718), zinc/ nickel-plated (Type 15: Steel, black zinc/nickel-plated) | | | | | | |
| Stainless Steel: V2A (1.4305/AISI 303), V4A (1.4571/AISI 316Ti) on request | | | | | | |

[1] Note: During mounting make sure that the bending radius for the test hose does not fall below the smallest permissible value.

## STAUFF Test Hoses (Selection)

**STAUFF-Test 20/20**

**STAUFF-Test 15/15**

**STAUFF-Test 12/12[2]**



[2] Special thread:
buttress thread S12,65 x 1,5

**STAUFF-Test 10/10**

**Gauge Adaptor**

Dimensional drawings: All dimensions in mm (in).

## Ordering Codes STAUFF Test Hose




| SMS[1] | 20 | / M . . . . | 3000 | A | W3 |
|---|---|---|---|---|---|

| Hose End 1 (see page 64 - 69) | | | Hose End 2 (see page 64 - 69) | Length | DN | Material Hose End |
|---|---|---|---|---|---|---|
| 20 | A . . . . | J . . . . | only specify when 2 different hose ends are required | **Length mm** (*see L above)<br><br>Standard Length see table below. | A = DN 2 400 bar / 5802 PSI<br>B = DN 2 630 bar / 9137 PSI<br>C[2] = DN 4 340 bar / 4931 PSI<br>D[2] = DN 4 630 bar / 9137 PSI | Standard hose end material is Steel<br>11 S Mn Pb 30 (1.0718), zinc/nickel-plated = W3<br>Type 15: Steel, black zinc/nickel-plated = W3<br>Stainless Steel:<br>V2A (1.4305/AISI 303)= W4, on request<br>V4A (1.4571/AISI 316Ti) = W5, on request |
| 15 | S . . . . | D . . . . | | | | |
| 12 | K . . . . | B . . . . | | | | |
| 10 | L . . . . | U . . . . | | | | |
| M . . . . | G . . . . | P . . . . | | | | |
| N . . . . | F . . . . | etc. | | | | |
| W . . . . | C . . . . | | | | | |

[1] for gaseous media type SGS - Test hoses are perforated

[2] Type C and D - are perforated

| Standard Length L* | |
|---|---|
| **mm** | **in** |
| 200 | 7.87 |
| 400 | 15.75 |
| 630 | 24.80 |
| 800 | 31.50 |
| 1000 | 39.37 |
| 1500 | 59.06 |
| 2000 | 78.74 |
| 2500 | 98.43 |
| 3200 | 125.98 |
| 4000 | 157.48 |

Bending protection on request.

## Ordering Codes Hose End

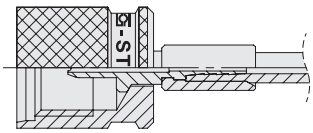

| HE | 20 | A | W3 |
|---|---|---|---|

| Hose End (see page 64 - 69) | | | DN | Material Hose End |
|---|---|---|---|---|
| 20 | A . . . . | J . . . . | A = DN 2<br>C = DN 4 | Standard hose end material is Steel<br>11 S Mn Pb 30 (1.0718), zinc/nickel-plated = W3<br>Type 15: Steel, black zinc/nickel-plated = W3<br>Stainless Steel:<br>V2A (1.4305/AISI 303) = W4, on request<br>V4A (1.4571/AISI 316Ti) = W5, on request |
| 15 | S . . . . | D . . . . | | |
| 12 | K . . . . | B . . . . | | |
| 10 | L . . . . | U . . . . | | |
| M . . . . | G . . . . | P . . . . | | |
| N . . . . | F . . . . | etc. | | |
| W . . . . | C . . . . | | | |

Dimensional drawings: All dimensions in mm (in).

C

## STAUFF Hose End

| Hose End | Description | T | Hex (mm/in) | | DN | Working Pressure (bar/PSI) [1] | Type | |
|---|---|---|---|---|---|---|---|---|
| 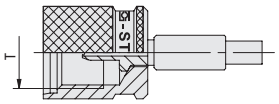 | STAUFF-Test<br>Screw-type<br><br>suitable for test points | M16 x 2 | | | 2 and 4 | 630 / 9137 | | 20 |
| | | M16 x 1,5 | | | | | | 15 |
| | | S12,65 x 1,5 | | | | | | 12 |
| 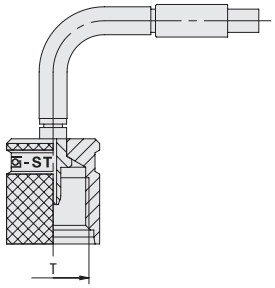 | STAUFF-Test<br>Screw-type<br>90° elbow<br><br>suitable for test points | M16 x 2 | | | 2 | 630 / 9137 | 0 | 20 |
| | | M16 x 1,5 | | | | | | 15 |
| | | S12,65 x 1,5 | | | | | | 12 |
| 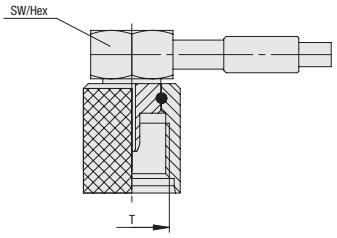 | STAUFF-Test<br>Screw-type<br>90° elbow<br><br>suitable for test points<br><br>(short wire version) | M16 x 2 | | | 2 | 630 / 9137 | 0X | 20 |
| | | M16 x 1,5 | 17 | .67 | | | | 15 |
| | | S12,65 x 1,5 | | | | | | 12 |
| | STAUFF-Test<br>Plug in-type | Plug In System | | | 2 | 400 / 5801 | | 10 |
| 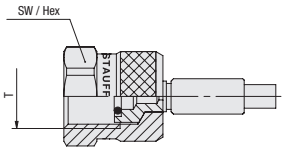 | Gauge adaptor<br>BSP-thread<br><br>for G3/8, G1/2,<br>M14 x 1,5 and M20 x 1,5<br>swivel nut like type N | G1/4 | 19 | .75 | 2 and 4 | 630 / 9137 | M | 1/4 |
| | | G1/2 | 27 | 1.06 | | | | 1/2 |
| | | G3/8 | 22 | .87 | 2 | 630 / 9137 | | 3/8 |
| | | M14 x 1,5 | 19 | .75 | | | | 14 |
| | | M20 x 1,5 | 27 | 1.06 | | | | 20 |

[1] The indicated working pressure applies only to the Hose End. The actual working pressure depends on the Test Hose used.

Dimensional drawings: All dimensions in mm (in).

## STAUFF Hose End

| Hose End | Description | T | Hex (mm / in) | | DN | Working Pressure (bar / PSI) [1] | Type | |
|---|---|---|---|---|---|---|---|---|
| 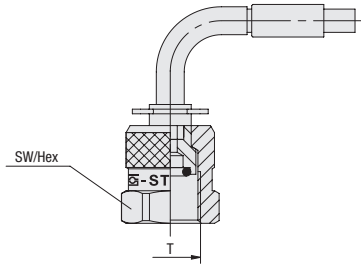 | 90° elbow<br>gauge adaptor<br>BSP-thread<br><br>for G1/2<br>swivel nut like type N | G1/4 | 19 | .75 | 2 and 4 | 630 / 9137 | W | 1/4 |
| | | G1/2 | 27 | 1.06 | | | | 1/2 |
| 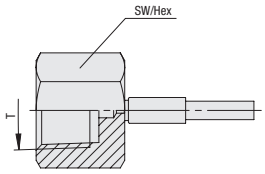 | Gauge adaptor<br>NPT-thread<br><br>for 1/4 NPT<br>swivel nut like type M | 1/4 NPT | 19 | .75 | 2 | | N | 1/4 |
| | | 1/2 NPT | 27 | 1.06 | | | | 1/2 |
| 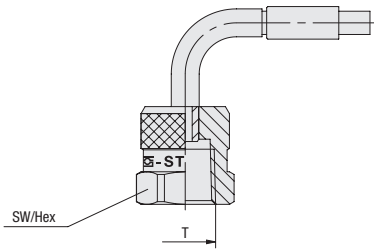 | 90° elbow<br>gauge adaptor<br>NPT-thread<br><br>for 1/2 NPT<br>swivel nut like type N | 1/4 NPT | 19 | .75 | 2 and 4 | | A | 1/4 |
| | | 1/2 NPT | 27 | 1.06 | | | | 1/2 |
| 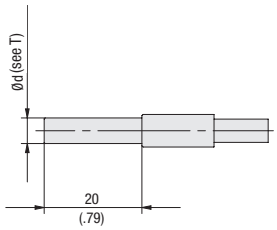 | Standpipe<br>for compression ring<br>fittings according to<br>ISO 8434-1 / DIN 2353<br><br>Note:<br>Standpipe version is not in accordance with the state of the art. Use at own risk. We recommend the use of the series K, R or L. | 4 LL | | | 2 | 100 / 1450 | S | 04 |
| | | 6 L - 6 S | | | 2 and 4 | 630 / 9137 | | 06 |
| | | 8 L - 8 S | | | | | | 08 |
| | | 10 L - 10 S | | | | | | 10 |
| | | 12 L - 12 S | | | 2 | | | 12 |
| | | 1/4 | | | 2 and 4 | | | 1/4 |
| 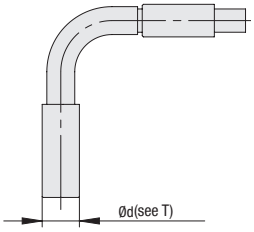 | Standpipe<br>for compression ring<br>fittings according to<br>ISO 8434-1 / DIN 2353<br>90° elbow<br><br>Note:<br>Standpipe version is not in accordance with the state of the art. Use at own risk. We recommend the use of the series K, R or L. | 6 L - 6 S | | | 2 and 4 | 630 / 9137 | SG | 06 |
| | | 8 L - 8 S | | | | | | 08 |

[1] The indicated working pressure applies only to the Hose End. The actual working pressure depends on the Test Hose used.

Dimensional drawings: All dimensions in mm (in).

C

## STAUFF Hose End

| Hose End | Description | T | Hex (mm/in) | | DN | Working Pressure (bar/PSI) [1] | Type | |
|---|---|---|---|---|---|---|---|---|
| 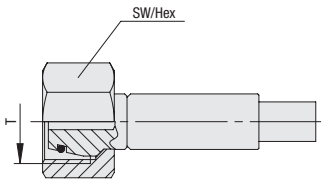 | Seal with O-ring for 24° cone fitting according to ISO 8434-1 / DIN 2353 c/w swivel nut | M12 x 1,5 | 14 | .55 | 2 and 4 | 315 / 4568 | K | 06L |
| | | M14 x 1,5 | 17 | .67 | | | | 08L |
| | | M16 x 1,5 | 19 | .75 | | | | 10L |
| | | M18 x 1,5 | 22 | .87 | | | | 12L |
| | | M14 x 1,5 | 17 | .67 | | 630 / 9137 | | 06S |
| | | M16 x 1,5 | 19 | .75 | | | | 08S |
| | | M18 x 1,5 | 22 | .87 | | | | 10S |
| | | M20 x 1,5 | 24 | .94 | | | | 12S |
| 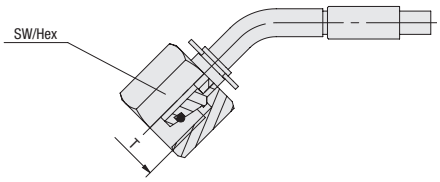 | Seal with O-ring for 24° cone fitting according to ISO 8434-1 / DIN 2353 c/w swivel nut 45° elbow | M12 x 1,5 | 14 | .55 | 2 and 4 | 315 / 4568 | R | 06L |
| | | M14 x 1,5 | 14 | .67 | | 315 / 4568 | | 06S |
| 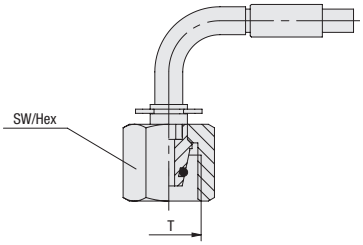 | Seal with O-ring for 24° cone fitting according to ISO 8434-1 / DIN 2353 c/w swivel nut 90° elbow | M12 x 1,5 | 14 | .55 | 2 and 4 | 315 / 4568 | L | 06L |
| | | M14 x 1,5 | 17 | .67 | | | | 08L |
| | | M16 x 1,5 | 19 | .75 | | | | 10L |
| | | M14 x 1,5 | 17 | .67 | | 630 / 9137 | | 06S |
| | | M16 x 1,5 | 19 | .75 | | | | 08S |
| | | M18 x 1,5 | 24 | .94 | | | | 10S |
| 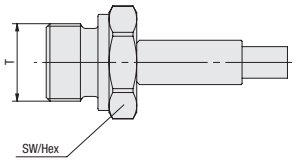 | Male thread according to DIN 3852-B | M12 x 1,5 | 17 | .67 | 2 and 4 | 630 / 9137 | G | 12 |
| | | G1/8 | 14 | .55 | | 400 / 5801 | | 1/8 |
| | | G1/4 | 19 | .75 | | 630 / 9137 | | 1/4 |
| | | G1/2 | 27 | 1.06 | | 630 / 9137 | | 1/2 |
| 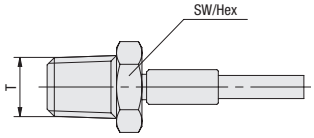 | Male thread NPT according to ANSI-standard | 1/8 NPT | 13 | .51 | 2 and 4 | 400 / 5801 | F | 1/8 |
| | | 1/4 NPT | 17 | .67 | | 630 / 9137 | | 1/4 |

[1] The indicated working pressure applies only to the Hose End. The actual working pressure depends on the Test Hose used.

Dimensional drawings: All dimensions in mm (in).

## STAUFF Hose End

| Hose End | Description | T | Hex (mm/in) | | DN | Working Pressure (bar/PSI) [1] | Type | |
|---|---|---|---|---|---|---|---|---|
| 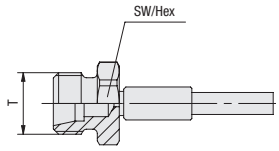 | Male thread for 24° cone fitting according to ISO 8434-1 / DIN 2353 | M12 x 1,5 | 14 | .55 | 2 and 4 | 315 / 4568 | C | 06L |
| | | M14 x 1,5 | 17 | .67 | | | | 08L |
| | | M14 x 1,5 | 17 | .67 | | 630 / 9137 | | 06S |
| | | M16 x 1,5 | 17 | .67 | | | | 08S |
| 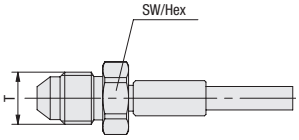 | Male thread according to SAE J 514 | 7/16–20 UNF | 14 | .55 | 2 and 4 | 350 / 5076 | J | 1/4 |
| | | 1/2–20 UNF | 14 | .55 | | | | 5/16 |
| | | 9/16–18 UNF | 17 | .67 | | | | 3/8 |
| 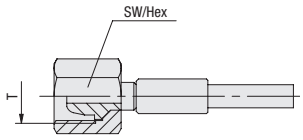 | Universal sealing head with swivel nut for 24° cone fitting according to ISO 8434-1 / DIN 2353 | M12 x 1,5 | 14 | .55 | 2 and 4 | 315 / 4568 | D | 06L |
| | | M14 x 1,5 | 17 | .67 | | | | 08L |
| | | M16 x 1,5 | 19 | .75 | | | | 10L |
| | | M18 x 1,5 | 22 | .87 | | | | 12L |
| | | M14 x 1,5 | 17 | .67 | | 630 / 9137 | | 06S |
| | | M16 x 1,5 | 19 | .75 | | | | 08S |
| | | M18 x 1,5 | 22 | .87 | | | | 10S |
| | | M20 x 1,5 | 24 | .94 | | | | 12S |
| 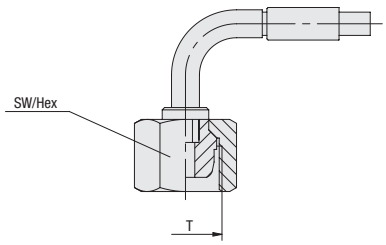 | Universal sealing head with swivel nut for 24° cone fitting according to ISO 8434-1 / DIN 2353 90° elbow | M16 x 1,5 | 19 | .75 | 2 and 4 | 315 / 4568 | Q | 10L |
| | | M18 x 1,5 | 22 | .87 | | 630 / 9137 | | 10S |
| 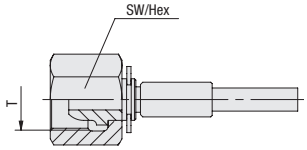 | Sealing head with swivel nut for cone fitting according to DIN EN 560 | G1/8 | 12 | .47 | 2 | | B | 1/8 |
| | | G1/4 | 17 | .67 | 2 and 4 | | | 1/4 |

[1] The indicated working pressure applies only to the Hose End. The actual working pressure depends on the Test Hose used.

Dimensional drawings: All dimensions in mm (in).

C

## STAUFF Hose End

| Hose End | Description | T | Hex (mm/in) | | DN | Working Pressure (bar/PSI) [1] | Type | |
|---|---|---|---|---|---|---|---|---|
| 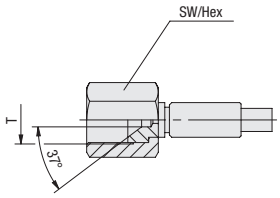 | Sealing head with swivel nut according to SAE J 514 37° cone | 7/16–20 UNF | 14 | .55 | 2 and 4 | 350 / 5076 | U | 1/4 |
| | | 1/2–20 UNF | 17 | .67 | | | | 5/16 |
| | | 9/16–18 UNF | 19 | .75 | | | | 3/8 |
| 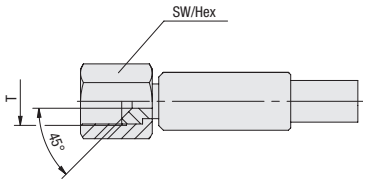 | Sealing head with swivel nut according to SAE J 516 45° cone | 7/16–20 UNF | 14 | .55 | 2 | | UR | 1/4 |
| 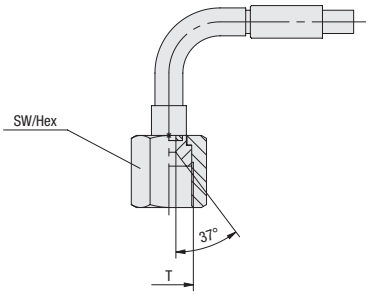 | Sealing head with swivel nut according to SAE J 514 37° cone 90° elbow | 7/16–20 UNF | 14 | .55 | 2 and 4 | 350 / 5076 | E | 1/4 |
| 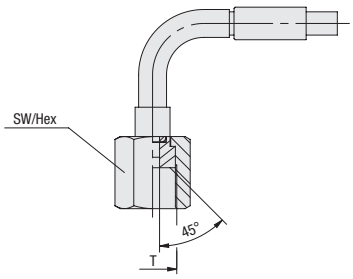 | Sealing head with swivel nut according to SAE J 516 45° cone 90° elbow | 7/16–20 UNF | 14 | .55 | 2 | | ER | 1/4 |
| 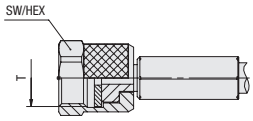 | Test hose for air brake systems according to ISO 3583 | M16 x 1,5 | 19 | .75 | 2 | | P | 02 |

[1] The indicated working pressure applies only to the Hose End. The actual working pressure depends on the Test Hose used.

Dimensional drawings: All dimensions in mm (in).

## STAUFF Hose End

| Hose End | Description | T | Hex (mm/in) | | DN | Working Pressure (bar/PSI) [1] | Type | |
|---|---|---|---|---|---|---|---|---|
| 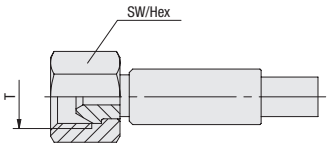 | Sealing head with swivel nut 60° cone | G1/4 | 17 | .67 | 2 and 4 | 630 / 9137 | H | 1/4 |
| 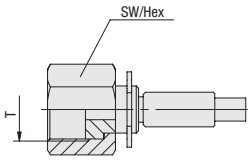 | Screw-type ORFS according to SAE J 1453 | 9/16–18 UNF | 17 | .67 | 2 | | T | 9/16 |
| | | 11/16–16 UN | 21 | .83 | | | | 11/16 |
| 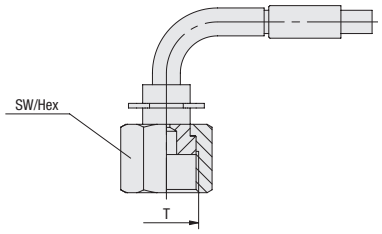 | Screw-type ORFS according to SAE J 1453 90° elbow | 11/16–16 UN | 21 | .83 | 2 and 4 | | V | 11/16 |
| 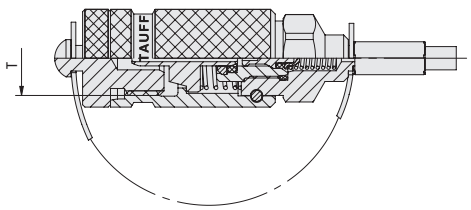 | Hose end with integrated check valve | M16 x 2 | | | 2 | 630 / 9137 | RV | 20 |
| | | M16 x 1,5 | | | | | | 15 |

[1] The indicated working pressure applies only to the Hose End. The actual working pressure depends on the Test Hose used.

Dimensional drawings: All dimensions in mm (in).

C

## Hose Connector
## SSV

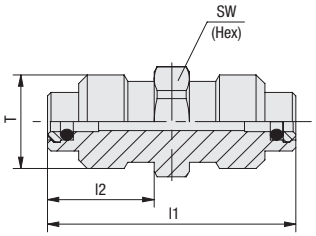


### Ordering Codes

***SSV*-20*-W3**

| | | |
|---|---|---|
| * Type | Hose Connector | **SSV** |
| * Series | STAUFF Test 20 | **-20** |
| | STAUFF Test 15 | **-15** |
| | STAUFF Test 12 | **-12** |
| * Material Code | Steel, zinc/nickel-plated | **-W3** |
| | Stainless Steel V2A - 1.4305 (AISI 303) | **-W4** |
| | Stainless Steel V4A - 1.4571 (AISI 316 Ti) | **-W5** |

| Thread | Dimensions (mm/in) | | | Weight (kg/lbs) ca. | Ordering Codes (Standard Option) |
|---|---|---|---|---|---|
| T | l1 | l2 | Hex | per 100 | |
| M16 x 2 | 42,5 | 18,5 | 17 | 4,60 | SSV-20-W3 |
| | 1.67 | .73 | .67 | 10.12 | |
| M16 x 1,5 | 42,5 | 18,5 | 17 | 4,79 | SSV-15-W3 |
| | 1.67 | .73 | .67 | 10.54 | |
| S12,65 x 1,5 | 31 | 12,5 | 14 | 2,50 | SSV-12-W3 |
| | 1.22 | .49 | .55 | 5.50 | |

Alternative materials and surface finishings are available upon request. Contact STAUFF for further information.

## Sampling Hose Adaptor
## SHA

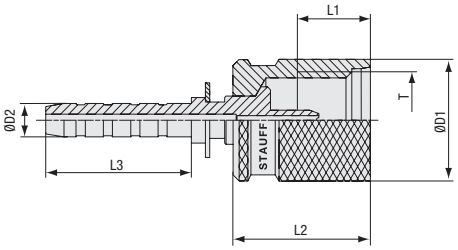


### Ordering Codes

***SHA*-20*-5.5MM*-W3**

| | | |
|---|---|---|
| * Type | Sampling Hose Adaptor | **SHA** |
| * Series | STAUFF Test 20 | **-20** |
| * Size | Hose nipples | **-5.5MM** |
| * Material Code | Steel, zinc/nickel-plated | **-W3** |
| | Stainless Steel V2A - 1.4305 (AISI 303) | **-W4** |
| | Stainless Steel V4A - 1.4571 (AISI 316 Ti) | **-W5** |

| Dimensions (mm/in) | | | | | | Weight (kg/lbs) ca. | Ordering Codes (Standard Option) |
|---|---|---|---|---|---|---|---|
| Ød1 | Ød2 | l1 | l2 | l3 | T | per 100 | |
| 22 | 5,5 | 13 | 23 | 24 | M16 x 2 | 3,36 | SHA-20-5.5MM-W3 |
| .87 | .22 | .51 | .91 | .94 | | 7.39 | |

Alternative materials and surface finishings are available upon request. Contact STAUFF for further information.

Dimensional drawings: All dimensions in mm (in).


STAUFF

| | |
|---|---|
| **Port Dimensions and Seal Types** | **74 - 77** |
| Type A | **74** |
| Type B | **75** |
| Type C | **75** |
| Type D | **76** |
| Type E | **77** |


D

## Port Dimensions and Seal Types

### Type A

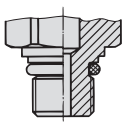

**with O-ring**

Factory standard

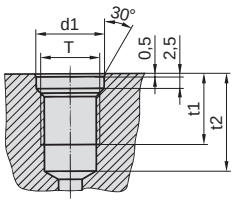


**Port Factory standard**

Type A

| **Dimensions** (mm/in) Thread T | d1 +0,1 | t1 min. | t2 min. |
|---|---|---|---|
| M8 x 1 | 9,5 | 11 | 15,5 |
| | .37 | .43 | .61 |
| M10 x 1 | 11,5 | 12 | 16,5 |
| | .45 | .47 | .64 |

Dimensional drawings: All dimensions in mm (in).

## Port Dimensions and Seal Types



**Type B**

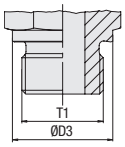


**Metallic Sealing Edge**

Metric Parallel Thread
DIN 3852-1 (Form B) / ISO 9974-3 (Type B)
Whitworth Parallel Pipe Thread
DIN 3852-2 (Form B) / ISO 1179-4 (Type B)

**Type C**

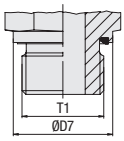


**Profile Sealing Ring**

Metric Parallel Thread
ISO 9974-2 (Type E)
Whitworth Parallel Pipe Thread
ISO 1179-2 (Type E)

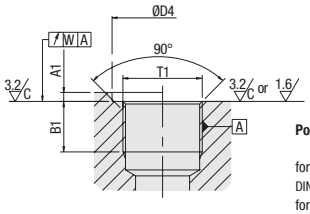


**Port (Parallel Thread)**

for Male Studs with Metric Parallel Thread
DIN 3852-1 (Form X) / ISO 9974-1
for Male Studs with Whitworth Parallel Pipe Thread
DIN 3852-2 (Form X) / ISO 1179-1

| **Dimensions** (mm/in) Thread T1 [1] | D3 | D7 $_{-0,2}$ | D4 small $_{min}$ | D4 wide $_{min}$ | A1 $_{max}$ | B1 $_{min}$ | W |
|---|---|---|---|---|---|---|---|
| M 10 x 1 | 14 | 13,9 | 15 | 20 | 1 | 8 | 0,1 |
| | .55 | .55 | .59 | .79 | .04 | .31 | .0039 |
| M 12 x 1,5 | 17 | 16,9 | 18 | 25 | 1,5 | 12 | 0,1 |
| | .67 | .67 | .71 | .98 | .06 | .47 | .0039 |
| M 14 x 1,5 | 19 | 18,9 | 20 | 25 | 1,5 | 12 | 0,1 |
| | .75 | .74 | .79 | .98 | .06 | .47 | .0039 |
| M 16 x 1,5 | 21 | 21,9 | 23 | 28 | 1,5 | 12 | 0,1 |
| | .83 | .86 | .91 | 1.10 | .06 | .47 | .0039 |
| M 18 x 1,5 | 23 | 23,9 | 25 | 30 | 2 | 12 | 0,1 |
| | .91 | .94 | .98 | 1.18 | .08 | .47 | .0039 |
| M 20 x 1,5 | 24 | 25,9 | 27 | 34 | 2 | 14 | 0,1 |
| | .94 | 1.02 | 1.06 | 1.34 | .08 | .55 | .0039 |
| M 22 x 1,5 | 27 | 26,9 | 28 | 34 | 2,5 | 14 | 0,1 |
| | 1.06 | 1.06 | 1.10 | 1.34 | .10 | .55 | .0039 |
| G 1/8 A | 14 | 13,9 | 15 | 19 | 1 | 8,5 | 0,1 |
| | .55 | .55 | .59 | .75 | .04 | .33 | .0039 |
| G 1/4 A | 18 | 18,9 | 20 | 25 | 1,5 | 12,5 | 0,1 |
| | .71 | .74 | .79 | .98 | .06 | .49 | .0039 |
| G 3/8 A | 22 | 21,9 | 23 | 28 | 2 | 12,5 | 0,1 |
| | .87 | .86 | .91 | 1.10 | .08 | .49 | .0039 |
| G 1/2 A | 26 | 26,9 | 28 | 34 | 2,5 | 15 | 0,1 |
| | 1.02 | 1.06 | 1.10 | 1.34 | .10 | .59 | .0039 |

[1] Appendix A in the thread description does not apply to (female) threaded ports.

Dimensional drawings: All dimensions in mm (in).

## Port Dimensions and Seal Types



### Type D

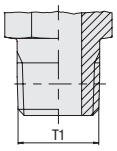


**Taper Thread**

National Pipe Thread (NPT)
ANSI/ASME B1.20.1-1983

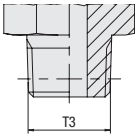


**Taper Thread**

Metric Taper Thread
DIN 3852-1 (Form C)
Whitworth Taper Pipe Thread
DIN 3852-2 (Form C)

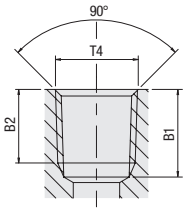


**Port (Taper Thread)**

for Male Studs with National Pipe NPT Thread
ANSI/ASME B1.20.1-1983

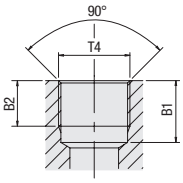


**Port (Parallel Thread)**

for Male Studs with Metric Taper Thread
DIN 3852-1 (Form Z)
for Male Studs with Whitworth Taper Pipe Thread
DIN 3852-2 (Form Z)

**Dimensions**
(mm/in)

| Thread T1 | Thread T3 | Thread T4 | B1 min | B2 min |
|---|---|---|---|---|
| 1/8-27 NPT | | 1/8-27 NPT | | 6,9 |
| | | | | .27 |
| 1/4-18 NPT | | 1/4-18 NPT | | 10 |
| | | | | .39 |
| 1/2-14 NPT | | 1/2-14 NPT | | 13,6 |
| | | | | .54 |
| | R 1/8 keg. | Rp 1/8 | 8,5 | 5,5 |
| | | | .33 | .22 |
| | R 1/4 keg. | Rp 1/4 | 12,5 | 8,5 |
| | | | .49 | .33 |
| | R 3/8 keg. | Rp 3/8 | 12,5 | 8,5 |
| | | | .49 | .33 |
| | R 1/2 keg. | Rp 1/2 | 16,5 | 10,5 |
| | | | .65 | .41 |

Suitable liquid / plastic sealant required to achieve leak-tightness.

Dimensional drawings: All dimensions in mm (in).

## Port Dimensions and Seal Types



### Type E

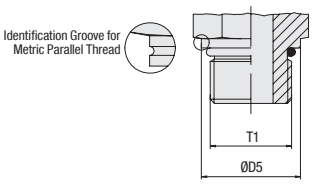


**O-ring without Retaining Ring (Non-Adjustable)**

Metric Parallel Thread
ISO 6149-2 /-3
UN/UNF Thread
ISO 11926-2/-3

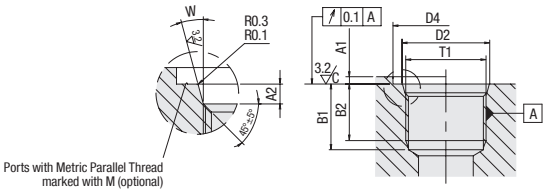


**Port (Parallel Thread)**

for Male Studs with Metric Parallel Thread
ISO 6149-1
for Male Studs with UN/UNF Thread
ISO 11926-1

**Dimensions**
(mm/in)

| Thread T1 [1] | D5 | D4 small min | D4 wide min | D2 +0,1 (UNF: ±0,05) | A1 max | A2 +0,4 | B1 min | B2 min | W ±1° |
|---|---|---|---|---|---|---|---|---|---|
| M 10 x 1 | 13,8 | 16 | 20 | 11,1 | 1 | 1,6 | 11,5 | 10 | 12 |
| | .54 | .63 | .79 | .44 | .04 | .06 | .45 | .39 | .47 |
| M 12 x 1,5 | 16,8 | 19 | 23 | 13,8 | 1,5 | 2,4 | 14 | 11,5 | 15 |
| | .66 | .75 | .91 | .54 | .06 | .09 | .55 | .45 | .59 |
| M 14 x 1,5 | 18,8 | 21 | 25 | 15,8 | 1,5 | 2,4 | 14 | 11,5 | 15 |
| | .74 | .83 | .98 | .62 | .06 | .09 | .55 | .45 | .59 |
| M 16 x 1,5 | 21,8 | 24 | 28 | 17,8 | 1,5 | 2,4 | 15,5 | 13 | 15 |
| | .86 | .94 | 1.10 | .70 | .06 | .09 | .61 | .51 | .59 |
| M 22 x 1,5 | 26,8 | 29 | 33 | 23,8 | 2 | 2,4 | 18 | 15,5 | 15 |
| | 1.06 | 1.14 | 1.30 | .94 | .08 | .09 | .71 | .61 | .59 |
| M 27 x 2 | 31,8 | 34 | 40 | 29,4 | 2 | 3,1 | 22 | 19 | 15 |
| | 1.25 | 1.34 | 1.57 | 1.16 | .08 | .12 | .87 | .75 | .59 |
| 5/16-24 UNF-2A | 11,1 | 17 | | 9,1 | 1,6 | 1,9 | 10 | 12 | 12 |
| | .43 | .66 | | .35 | .06 | .07 | .39 | .47 | .47 |
| 7/16-20 UNF-2A | 14,4 | 21 | | 12,45 | 1,6 | 2,4 | 14 | 11,5 | 12 |
| | .57 | .83 | | .49 | .06 | .09 | .55 | .45 | .47 |
| 1/2-20 UNF-2A | 16 | 23 | | 14,05 | 1,6 | 2,4 | 14 | 11,5 | 12 |
| | .63 | .91 | | .55 | .06 | .09 | .55 | .45 | .47 |
| 9/16-18 UNF-2A | 17,6 | 25 | | 15,7 | 1,6 | 2,5 | 15,5 | 12,7 | 12 |
| | .69 | .98 | | .62 | .06 | .10 | .61 | .50 | .47 |
| 3/4-16 UNF-2A | 21,8 | 30 | | 20,65 | 2,4 | 2,5 | 17,5 | 14,3 | 15 |
| | .86 | 1.18 | | .81 | .09 | .10 | .69 | .56 | .59 |
| 7/8-14 UNF-2A | 26,8 | 34 | | 24,0 | 2,4 | 2,5 | 20 | 16,7 | 15 |
| | 1,06 | 1.34 | | .94 | .09 | .10 | .79 | .66 | .59 |

[1] Appendix -2B instead of -2A applies for (female) threaded ports.

Dimensional drawings: All dimensions in mm (in).

STAUFF
STAUFF
STAUFF

| | |
|---|---|
| Product-Specific Abbreviations | 80 - 81 |
| Global Contact Directory | 82 - 83 |

## Product-Specific Abbreviations

| Abbreviation | Product Category | Product Description | Page |
|---|---|---|---|
| EMV | Test Adaptors | Adjustable Gauge Fitting | 59 |
| HE | Test Hoses and Connectors | STAUFF Test Screw-type | 64 |
| HE | Test Hoses and Connectors | STAUFF Test Plug in-type | 64 |
| HE-A | Test Hoses and Connectors | Gauge adaptor NPT-thread, 90° elbow, Hose End | 65 |
| HE-B | Test Hoses and Connectors | Sealing head with swivel nut for cone fitting according to DIN EN 560, Hose Ends | 67 |
| HE-C | Test Hoses and Connectors | Male thread for 24° cone fitting according to ISO 8434-1 / DIN 2353, Hose End | 67 |
| HE-D | Test Hoses and Connectors | Universal sealing head with swivel nut for 24° cone fitting according to ISO 8434-1 / DIN 2353, Hose End | 67 |
| HE-E | Test Hoses and Connectors | Sealing head with swivel nut according to SAE J 514, 37° cone, 90° elbow, Hose End | 68 |
| HE-ER | Test Hoses and Connectors | Sealing head with swivel nut according to SAE J 516, 45° cone, 90° elbow, Hose End | 68 |
| HE-F | Test Hoses and Connectors | Male thread NPT according to ANSI Standard, Hose End | 66 |
| HE-G | Test Hoses and Connectors | Male thread according to DIN 3852-B, Hose End | 66 |
| HE-H | Test Hoses and Connectors | Sealing head with swivel nut, 60° cone, Hose End | 69 |
| HE-J | Test Hoses and Connectors | Male thread according to SAE J 514, Hose End | 67 |
| HE-K | Test Hoses and Connectors | Seal with O-ring for 24° cone fitting according to ISO 8434-1 / DIN 2353 ,c/w swivel nut, Hose End | 66 |
| HE-L | Test Hoses and Connectors | Seal with O-ring for 24° cone fitting according to ISO 8434-1 / DIN 2353, c/w swivel nut, 90° elbow, Hose End | 66 |
| HE-M | Test Hoses and Connectors | Gauge adaptor BSP-thread, Hose End | 64 |
| HE-N | Test Hoses and Connectors | Gauge adaptor NPT-thread, Hose End | 65 |
| HE-O | Test Hoses and Connectors | STAUFF Test Screw-type, 90° elbow, suitable for test points, Hose End | 64 |
| HE-OX | Test Hoses and Connectors | STAUFF Test Screw-type, 90° elbow, suitable for test points (short wire version), Hose End | 64 |
| HE-P | Test Hoses and Connectors | Test hose for air brake systems, Hose End | 68 |
| HE-Q | Test Hoses and Connectors | Universal sealing head with swivel nut for 24° cone fitting according to ISO 8434-1 / DIN 2353, 90° elbow, Hose End | 67 |
| HE-R | Test Hoses and Connectors | Seal with O-ring for 24° cone fitting according to ISO 8434-1 / DIN 2353, c/w swivel nut, 45° elbow, Hose End | 66 |
| HE-RV | Test Hoses and Connectors | Hose End with integrated check valve, Hose End | 69 |
| HE-S | Test Hoses and Connectors | Standpipe for compression ring fittings according to ISO 8434-1 / DIN 2353, Hose End | 65 |
| HE-SG | Test Hoses and Connectors | Standpipe for compression ring fittings according to ISO 8434-1 / DIN 2353, 90° elbow, Hose End | 65 |
| HE-T | Test Hoses and Connectors | Screw-type ORFS according to SAE J 1453, Hose End | 69 |
| HE-U | Test Hoses and Connectors | Sealing head with swivel nut according to SAE J 514, 37° cone, Hose End | 68 |
| HE-UR | Test Hoses and Connectors | Sealing head with swivel nut according to SAE J 516, 45° cone, Hose End | 68 |
| HE-V | Test Hoses and Connectors | Screw-type ORFS according to SAE J 1453, 90° elbow, Hose End | 69 |
| HE-W | Test Hoses and Connectors | Gauge adaptor BSP-thread, 90° elbow, Hose End | 65 |
| SAD-12 | Test Coupling STAUFF Test 12 | Test Adaptor | 46 |
| SAD-15 | Test Coupling STAUFF Test 15 | Test Adaptor | 38 |
| SAD-20 | Test Coupling STAUFF Test 20 | Test Adaptor | 24 |
| SAS | Test Adaptors | Welding Adaptor | 58 |
| SGS | Test Hoses and Connectors | Test Hose | 63 |
| SGV-JIC Type FM | Test Coupling STAUFF Test 20 | Swivel Run Tee with 37° JIC Connection | 22 |
| SGV-JIC Type FM | Test Coupling STAUFF Test 15 | Swivel Run Tee with 37° JIC Connection | 37 |
| SGV-JIC Type FM | Test Coupling STAUFF Test 12 | Swivel Run Tee with 37° JIC Connection | 45 |
| SHA | Test Hoses and Connectors | Sampling Hose Adaptor | 70 |
| SKK-12 | Test Coupling STAUFF Test 12 | Test Coupling with Male Threaded Stud | 42 |
| SKK-12 Type G | Test Coupling STAUFF Test 12 | Test Coupling with Straight 24° Fitting | 43 |
| SKK-12 Type K | Test Coupling STAUFF Test 12 | Test Coupling with 24° Taper / O-ring (DKO) | 44 |
| SSK-15 | Test Coupling STAUFF Test 15 | Bulkhead | 37 |
| SKK-20 | Test Coupling STAUFF Test 20 | Test Coupling with Male Threaded Stud | 28 |
| SKK-20 Type G | Test Coupling STAUFF Test 20 | Test Coupling with Straight 24° Fitting | 29 |
| SKK-20 Type K | Test Coupling STAUFF Test 20 | Test Coupling with 24° Taper / O-ring (DKO) | 31 |
| SMA-10 | Test Coupling STAUFF Test 10 | Gauge Adaptor | 50 |
| SMA-12 | Test Coupling STAUFF Test 12 | Gauge Adaptor | 46 |
| SMA-15 | Test Coupling STAUFF Test 15 | Gauge Adaptor | 38 |
| SMA-20 | Test Coupling STAUFF Test 20 | Gauge Adaptor | 25 |
| SMD-12 | Test Coupling STAUFF Test 12 | Direct Gauge Adaptor | 46 |
| SMD-15 | Test Coupling STAUFF Test 15 | Direct Gauge Adaptor | 38 |
| SMD-20 | Test Coupling STAUFF Test 20 | Direct Gauge Adaptor | 25 |
| SMK-10 | Test Coupling STAUFF Test 10 | Test Coupling with Male Threaded Stud | 50 |
| SMK-10 Type G | Test Coupling STAUFF Test 10 | Test Coupling with Straight 24° Fitting | 51 |
| SMK-10 Type K | Test Coupling STAUFF Test 10 | Test Coupling with 24° Taper / O-ring (DKO) | 52 |
| SMK-15 | Test Coupling STAUFF Test 15 | Test Coupling with Male Threaded Stud | 34 |
| SMK-15 Type G | Test Coupling STAUFF Test 15 | Test Coupling with Straight 24° Fitting | 35 |
| SMK-15 Type K | Test Coupling STAUFF Test 15 | Test Coupling with 24° Taper / O-ring (DKO) | 36 |
| SMK-20 | Test Coupling STAUFF Test 20 | Test Coupling with Male Threaded Stud | 16 |
| SMK-20 Type G | Test Coupling STAUFF Test 20 | Test Coupling with Straight 24° Fitting | 17 |
| SMK-20 Type K | Test Coupling STAUFF Test 20 | Test Coupling with 24° Taper / O-ring (DKO) | 19 |
| SMK-20 Type ORFS | Test Coupling STAUFF Test 20 | Test Coupling with ORFS Connection | 23 |
| SMK-20-JIC Type G | Test Coupling STAUFF Test 20 | Test Coupling with Straight 37° JIC Connection | 21 |
| SMK-20-JIC Type K | Test Coupling STAUFF Test 20 | Test Coupling with 37° JIC Connection | 20 |
| SMS | Test Hoses and Connectors | Test Hose | 63 |
| SRS-15 | Test Adaptors | Thread Adaptor | 57 |
| SRS-20 | Test Adaptors | Thread Adaptor | 56 |
| SSK-20 | Test Coupling STAUFF Test 20 | Bulkhead | 24 |
| SSKK-12 | Test Coupling STAUFF Test 12 | Bulkhead | 45 |
| SSV | Test Hoses and Connectors | Hose Connector | 70 |