



STAUFF Hose Connectors

Hose inserts and swage ferrules for all
common hose types in hydraulics

Product Catalogue

Version
10/2025

Germany

Walter Stauffenberg GmbH & Co. KG

Im Ehrenfeld 4
58791 Werdohl

www.stauff.com

STAUFF products and services are globally available through wholly-owned subsidiaries and a tight network of authorised distributors and representatives in all major industrial regions of the world.

You can find detailed contact information on the last two pages of this product catalogue or at www.stauff.com/contact.



Please note: Unless otherwise stated, all data and figures in this product catalogue are approximate values and are only valid as references, which are not binding (also in respect to any third parties' rights of protection) and thus do not release the customer / user from checking and testing the suitability of the products for the foreseen purposes. Therefore, data and figures can only be used in a limited sense for construction purposes.

The application of the products is beyond the control possibilities of the manufacturer and, therefore, is exclusively subject to the responsibility of the customer / user.

In the event that a liability is nevertheless considered, any compensation will be limited to the value of the goods supplied by the manufacturer and used by the customer / user. As a matter of course, the manufacturer guarantees the perfect quality of all products in accordance with the General Terms and Conditions of Business and Sale.

Subject to modifications due to the ongoing development and improvement of the products.

With the publication of this product catalogue, previous editions are no longer valid.



Introduction	4 - 11	
ECOVOS Carbon Steel Hose Connectors	12 - 83	A
ECOVOS+ Mobile Interlocking Protection	83 - 89	B
ECOVOS Stainless Steel Hose Connectors	90 - 137	C
MULTIVOS High-Pressure Carbon Steel Hose Connectors	138 - 177	D
POWERVOS High-Pressure High-Performance Steel Hose Connectors	178 - 183	E
Test Mandrels and Mandrel Kits	184 - 187	F
Technical Appendix	188 - 197	G
Appendix (Product-Specific Abbreviations)	198 - 201	



Catalogue 1
STAUFF Clamps

- Block Clamps
- Special Clamps
- Light Series Clamps
- Saddle Clamps
- U-Bolt Clamps
- Metal Clamps
- Construction Series



Catalogue 2
STAUFF Connect

- Tube Connectors
- Assembly Tools and Devices



Catalogue 3
STAUFF Flanges

- SAE Flanges
- Gear Pump Flanges




Catalogue 4
STAUFF Hose Connectors

- Hose Connectors
- High-Pressure Hose Connectors



Catalogue 5
STAUFF Quick Release Couplings

- Push-to-Connect Couplings
- Multi Couplings
- Screw-to-Connect Couplings



Catalogue 6
STAUFF Valves

- Two-Way Ball Valves
- Multi-Way Ball Valves
- Flow Control and Check Valves
- Gauge Isolator Valves



Catalogue 7
STAUFF Test

- Test Couplings
- Test Adaptors
- Test Hoses and Connectors



Catalogue 8
STAUFF Diagtronics

- Pressure Gauges
- Hydraulic Testers
- Oil Analysis Equipment



Catalogue 9
STAUFF Filtration Technology

- Replacement Filter Elements
- Pressure Filters
- Return-Line Filters
- In-Line Filters
- Spin-On Filters
- Offline and Bypass Filters
- Filtration Systems



Catalogue 10
STAUFF Hydraulic Accessories

- Fluid Level and Temperature Indicators
- Tank Filler Breathers
- Giant and Desiccant Air Breathers
- Suction Strainers
- Diffusors

For more than 50 years, the companies of STAUFF Group have been developing, manufacturing and distributing pipework equipment and hydraulic components for mechanical and plant engineering and for service and industrial maintenance.

In addition to mobile and industrial hydraulic machinery, typical applications also include commercial and special purpose vehicles, rail transportation and energy technology. Likewise, STAUFF products are used in marine, oil and gas applications and in the process, food and chemical industries.

The overall range currently includes about 50000 standard products as well as numerous special and system solutions according to customer's specifications or based on our in-house development.

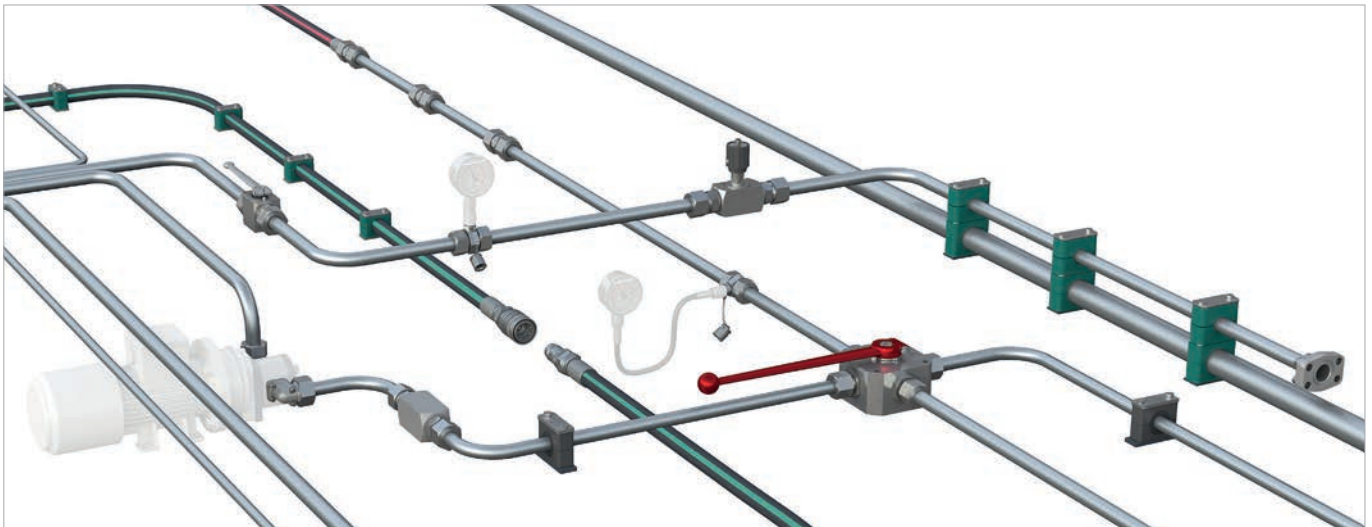
All STAUFF products undergo relevant testing in accordance with international regulations and are governed by the high standards of the in-house quality management system. Furthermore, many items have received certifications and approvals from various international institutes, organisations and authorities who have independently confirmed the quality and performance of the products.

Wholly-owned manufacturing, sales and service facilities in 18 countries and a tight global network of authorised distribution partners ensure high presence and service paired with a maximum of availability.



Quality Management – ISO 9001:2015
Environmental Management – ISO 14001:2015
Safety Management – ISO 45001:2018
Energy Management – ISO 50001:2018

STAUFF LINE Components



With the seven dedicated **STAUFF Line** product groups

- **STAUFF Clamps**
- **STAUFF Connect**
- **STAUFF Flanges**
- **STAUFF Hose Connectors**
- **STAUFF Quick Release Couplings**
- **STAUFF Valves**
- **STAUFF Test**

from own, in-house development and manufacturing, the companies of the STAUFF Group provide a comprehensive range of components for fastening and connecting pipes, tubes and hoses for mobile and industrial hydraulic applications and many other industries.

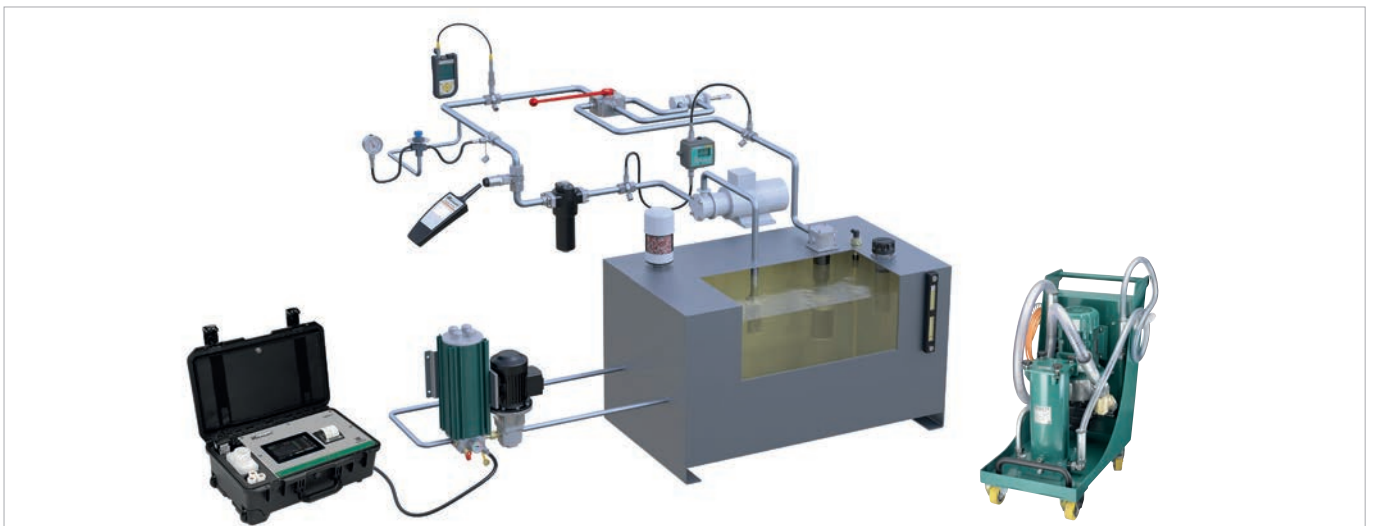
The portfolio is completed by components for shutting-off, regulating, throttling and measuring fluid media.

In order to perfectly match each other, STAUFF Line products are designed and offered on a high, uniform level of quality. A large proportion of the range made from steel comes as standard with the premium STAUFF Zinc/Nickel surface coating, which is also optionally available for many of the other components.

This coating offers the most reliable surface protection far beyond the previous market standards – even after transport, handling and assembly of the components – and meets all current legal requirements.

If desired, Original Equipment Manufacturers can be supported with value-added services, from **technical consultation to pre-assembly, assembly and kitting** as well as **logistics services**:

- Support with the **selection of suitable standard components** and ordering options; provision of **customised solutions** according to customer's specifications or based on our in-house development – from prototyping to large scale production
- **Analysis and optimization** of existing and design and developments of new systems aimed at increasing the efficiency and performance of machines and equipment and creating value for customers by reducing the total cost
- **Pre-assembly, assembly and kitting** of individual components to customer-specific system modules
- Individually coordinated **procurement solutions** (e.g. web shop and electronic data interchange) and **supply models** (e.g. from warehousing of customised components to Kanban logistics and just-in-time delivery of pre-fabricated system modules to the assembly lines of the customers) aimed at optimising material flows




Aligned with the needs of the market, the product groups

- **STAUFF Test**
- **STAUFF Diagtronics**
- **STAUFF Filtration Technology**
- **STAUFF Hydraulic Accessories**

include a comprehensive range of analogue and digital measuring equipment and devices, filtration systems and replacement filter elements as well as accessories for the construction of tanks, reservoirs, power packs and gear boxes in mobile and industrial hydraulics.

The offer is completed by relevant value-added services:

- Support with the **selection of suitable components** and ordering options; provision of **customised solutions** according to customer's specifications or based on our in-house development – from prototyping to large scale production
- Analysis of existing hydraulic circuits aimed at filtration systems, tank components and monitoring devices that perfectly match to the specific requirements, and developing integrated concepts to increase the efficiency and performance of machines and equipment
- Individually coordinated **procurement solutions** and **supply models**



STAUFF Hose Connectors

The STAUFF **ECOVOS** system of hose connectors enables crimping of many different hose types with only one hose insert profile, which results in an immense reduction of endless product varieties.

The use of identical parts with **ECOVOS** means a reduction of individual components by approximately 45 per cent.

ECOVOS⁺, the mobile interlocking protection from STAUFF, turns standard **ECOVOS** components into interlock hose connectors in no time at all, thereby saving inventory costs and increasing economical efficiency.


For larger requirements, **ECOVOS** hose connectors with interlocking protection can also be manufactured as single parts with integrated securing rings.

The **ECOVOS VA** range provides the system of hose connectors in Stainless Steel.

MULTIVOS is the name of the STAUFF range of high-pressure hose connectors which offers customers the opportunity to use two types of hoses (R15 and 4SH) with only one hose insert profile.

POWERVOS is an advanced development of the **MULTIVOS** range. This product series was designed especially for hammer/breaker operation in construction equipment for use in quarries.

POWERVOS is especially designed and constructed using high-performance materials to withstand high impulses. The hose connectors are suitable for use with hose types 4SH/AS and R15/AS.



STAUFF Zinc/Nickel Coating



Layers

- Sealing
- Passivation
- Zinc/Nickel
- Steel

The STAUFF Zinc/Nickel Coating offers excellent surface protection – even after transport, handling and assembly. This was confirmed by testing in the salt-spray chamber according to DIN EN ISO 9227.

Users across all industries and applications benefit from sophisticated technology, which has been developed for and used by the very demanding automotive industry for many years now and that is already the proven standard for a large proportion of STAUFF hose connectors since 2007.

- At least 1200 hours (before crimping) resistance to red rust / base metal corrosion in the salt-spray chamber according to DIN EN ISO 9227
- White rust occurs only by way of a slight grey haze
- Free of hexavalent chrome Cr(VI)
- ELV compliant according to 2000/53/EC (End of Life Vehicles Directive)
- REACH compliant according to 1907/2006/EC (Registration, Evaluation, Authorisation and Restriction of Chemicals)
- RoHS compliant according to 2002/95/EC (Restrictions of the Use of Hazardous Substances)
- Appealing colour scheme with a bright semi-gloss surface finish
- Significantly reduced tendency to corrosion by contact with other metals (such as Aluminium and Stainless Steel)
- Improved abrasion resistance due to the ductility / plastic deformability of the coating
- Little to no risk of triggering allergies – nickel release is down to only a fraction of the statutory limits relating to objects which come into direct and prolonged contact with the skin (independent results of the reference test method according DIN EN 1811 are available on request)
- Good paint adhesion properties
- Resistance against all commonly used hydraulic media



www.stauff.com

With the STAUFF Digital Platform available at www.stauff.com, commercial customers and users of STAUFF products can not only inform themselves in all detail about the 50000 components typically available from stock, but also directly purchase these online without complex registration.

General information about the companies of STAUFF Group, latest business and product news as well as complete global contact details also be available.



www.stauff.com/cad

Immediate access to and free download of 3D models and 2D drawings for a growing number of STAUFF products





www.filterinterchange.com

Online database for the quick and easy identification and interchange of almost all common brands and types of replacement filter elements

Main Functionalities of the STAUFF Digital Platform:

-  **Around the clock**
Check stock availability and pricing for STAUFF products in real time
-  **Cross references**
Search by article designations of other manufacturers / suppliers
-  **Live chat**
Get directly in touch with the STAUFF customer service and sales team
-  **CAD database**
Download 3D models and 2D drawings for STAUFF products

Advantages as a Registered User of the STAUFF Digital Platform:

-  **Purchase STAUFF products**
Taking customer-specific pricing and delivery conditions into account
-  **Ordering w/o searching**
Quick ordering by entering article number, quantity and requested delivery date
-  **File upload**
Direct upload of orders with multiple positions in CSV or Excel file format
-  **Notepad function**
Create project lists to save interesting products for later

Follow STAUFF and keep yourself updated:

 **LinkedIn**
www.linkedin.com/company/stauff

 **Youtube**
www.youtube.com/stauffgroup

 **STAUFF Newsletters**
Automatic e-mail notifications about latest news from STAUFF
www.stauff.com/newsletter



	Skive/Non-Skive Swage Ferrule for Braided and Spiral Hose Series 15000 / UVOS	14
	Non-Skive Swage Ferrule for Braided Hose Series 15011	16
	Skive/Non-Skive Swage Ferrule for Braided Hose Series 15021	17
	Skive Swage Ferrule for Braided and Spiral Hose Series 15031	18
	Non-Skive Swage Ferrule for Compact Braided Hose Series 15211 / AGRIVOS	19
	Non-Skive Swage Ferrule for Compact Braided Hose Series 15311 / CVOS	20
	Non-Skive Swage Ferrule for Hose with Textile Insert Series 15330	21
	Straight Insert with Male Metric Thread and 24° Conical Bore CEL (Light Series)	22
	Straight Insert with Male Metric Thread and 24° Conical Bore CES (Heavy Series)	23
	Straight Insert with Female Metric Nut Thread and 24° Taper / O-Ring DKOL (Light Series)	24
	45° Elbow Insert with Female Metric Nut Thread and 24° Taper / O-Ring DKOL 45° (Light Series)	26
	90° Elbow Insert with Female Metric Nut Thread and 24° Taper / O-Ring DKOL 90° (Light Series)	28
	Straight Insert with Female Metric Nut Thread and 24° Taper / O-Ring DKOS (Heavy Series)	30
	45° Elbow Insert with Female Metric Nut Thread and 24° Taper / O-Ring DKOS 45° (Heavy Series)	32
	90° Elbow Insert with Female Metric Nut Thread and 24° Taper / O-Ring DKOS 90° (Heavy Series)	34

	Straight Insert with Female Metric Nut Thread and Metal Seat DKK	44		Straight Insert with Female BSPP Thread and 60° Taper DKR	64
	45° Elbow Insert with Female Metric Thread and Metal Seat DKK 45°	45		45° Elbow Insert with Female BSPP Thread and 60° Taper DKR 45°	65
	90° Elbow Insert with Female Metric Thread and Metal Seat DKK 90°	46		90° Elbow Insert with Female BSPP Thread and 60° Taper DKR 90°	66
	Straight Insert with Male BSPP Thread and 60° Conical Bore AGR	47		Straight Insert with Female BSPP Thread DKRF	67
	Straight Insert with Male BSPP Thread AGRF	48		90° Elbow Insert with Female BSPP Thread DKRF 90°	68
	Straight Insert with Male BSPT Thread AGRK	49		Straight Insert with Female UN/UNF Thread and 74° Conical Bore DKJ	69
	Straight Insert with Male UN/UNF Thread and 74° Taper AGJ	50		45° Elbow Insert with Female UN/UNF Thread and 74° Conical Bore DKJ 45°	70
	Straight Insert with Male BSPP Thread and 60° Taper AGJG	51		90° Elbow Insert with Female UN/UNF Thread and 74° Conical Bore DKJ 90°	71
	45° Elbow Insert with Male BSPP Thread and 60° Taper AGJG 45°	52		Straight Insert with Female BSPP Thread and 60° Conical Bore DKJG	72
	90° Elbow Insert with Male BSPP Thread and 60° Taper AGJG 90°	53		45° Elbow Insert with Female BSPP Thread and 60° Conical Bore DKJG 45°	73
	Straight Insert with Male Metric Thread and 60° Taper AGJM	54		90° Elbow Insert with Female BSPP Thread and 60° Conical Bore DKJG 90°	74
	90° Elbow Insert with Male Metric Thread and 60° Taper AGJM 90°	55		Straight Insert with Female Metric Thread and 60° Conical Bore DKJM	75
	Straight Insert with Male NPTF Thread and 60° Conical Bore AGN	56		45° Elbow Insert with Female Metric Thread and 60° Conical Bore DKJM 45°	76
	Straight Insert with O-Ring Face Seal Connection ORFS	57		90° Elbow Insert with Female Metric Thread and 60° Conical Bore DKJM 90°	77
	Straight Insert with SAE Flange Adaptor SFL (3000 PSI Series)	58		Straight Insert with Female UN/UNF Thread for O-Ring Face Seal Connection ORS	78
	45° Elbow Insert with SAE Flange Adaptor SFL 45° (3000 PSI Series)	59		45° Elbow Insert with Female UN/UNF Thread for O-Ring Face Seal Connection ORS 45°	79
	90° Elbow Insert with SAE Flange Adaptor SFL 90° (3000 PSI Series)	60		90° Elbow Insert with Female UN/UNF Thread for O-Ring Face Seal Connection ORS 90°	80
	Straight Insert with SAE Flange Adaptor SFS (6000 PSI Series)	61		Straight Insert with Pressure Washer Connector WCS	81
	45° Elbow Insert with SAE Flange Adaptor SFS 45° (6000 PSI Series)	62		Straight Insert with Pressure Washer Connector WCC	81
	90° Elbow Insert with SAE Flange Adaptor SFS 90° (6000 PSI Series)	63		Straight Metric Banjo Insert RGN	82
				Straight Imperial Banjo Insert RGNG	83

UVOS Skive/Non-Skive Swage Ferrule for Braided and Spiral Hose

A

The patented STAUFF UVOS system contains a comprehensive range of skive/non-skive swage ferrules for braided and spiral hose according to EN 853, EN 854, EN 857 and EN 856.

It is available for standard hose sizes from DN 06 to DN 12 (equals 1/4" to 1/2" and -04 to -08) with only one swage ferrule required per nominal size.

- Convincingly simple and extremely easy use
- Flow cross section enlarged by the patented "self-adjusting" design of the ferrule
- Preventing the hose insert from collapsing and constricting the flow due to the ability to adapt to the hose and hose insert parameters
- Providing the prerequisite for reducing the wall thickness of the hose insert and consequently achieving a substantially larger clear flow cross section in the constriction zone
- Resulting in a significant improvement in hydraulic output while achieving excellent connection stability without creating tension in the connection zone which exceeds the yield strength of the hose insert material

Skive



Non-Skive



EN 853
1SN/2SN
1ST/2ST (skive)

EN 854
2TE/3TE

EN 857
1SC/2SC

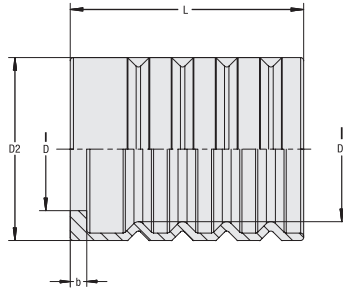
EN 856
4SP

UVOS Skive/Non-Skive Swage Ferrule for Braided and Spiral Hose Series 15000

Suitable for 1SN, 2SN, 1ST, 2ST, 1SC, 2SC,
1SN-K, 2SN-K, 2TE, 3TE, 4SP
Standards EN 853, EN 854, EN 856, EN 857

Material Carbon Steel
Surface Finishing Zinc/Nickel-Plating

Maximum working pressures depending on the type of the hose connector and the hose type.

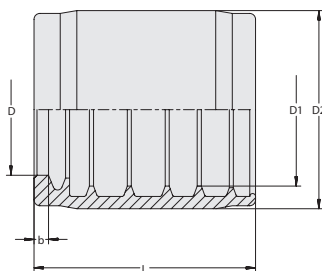


A

Hose Size			Dimensions (mm/in)					Weight (kg/lbs) ca. per 100	Ordering Codes
DN	inch	Dash	D	D1	D2	L	b		
06	1/4"	-04	12,5	15,6	20,6	31,0	2,4	1,9	HF-2000-06-W3
			.49	.61	.81	1.22	.09	4.19	
08	5/16"	-05	14,0	17,5	22,5	31,0	2,4	2,2	HF-2000-08-W3
			.55	.69	.89	1.22	.09	4.85	
10	3/8"	-06	15,0	20,0	26,0	34,0	2,6	3,3	HF-2000-10-W3
			.59	.79	1.02	1.34	.10	7.28	
12	1/2"	-08	19,5	23,0	29,0	37,0	2,6	3,9	HF-2000-12-W3
			.77	.91	1.14	1.46	.10	8.60	

Non-Skive Swage Ferrule for Braided Hose Series 15011

A



Suitable for Standards 1SN, 2SN, 2SC, 2SN-K
EN 853, EN 857

Material Carbon Steel
Surface Finishing Zinc/Nickel-Plating

Maximum working pressures depending on the type of the hose connector and the hose type.

Hose Size			Dimensions (mm/in)					Weight (kg/lbs) ca. per 100	Ordering Codes
DN	inch	Dash	D	D1	D2	L	b		
05	1/8"	-03	9,8	12,5	17,0	27,3	2,0	1,7	HF-1001-05-W3
			.39	.49	.67	1.07	.08	3.64	
05	1/8"	-03	9,8	14,0	18,6	27,3	2,0	2,0	HF-1002-05-W3
			.39	.55	.73	1.07	.08	4.30	
06	1/4"	-04	11,8	15,7	21,0	31,0	2,5	2,6	HF-1000-06-W3
			.46	.62	.83	1.22	.10	5.62	
08	5/16"	-05	13,2	17,3	22,5	31,0	2,5	2,7	HF-1000-08-W3
			.52	.68	.89	1.22	.10	5.84	
10	3/8"	-06	15,5	19,8	26,5	33,0	2,5	4,7	HF-1000-10-W3
			.61	.78	1.04	1.30	.10	10.25	
12	1/2"	-08	19,2	23,0	30,0	36,0	2,5	5,7	HF-1000-12-W3
			.76	.91	1.18	1.42	.10	12.57	
16	5/8"	-10	22,5	26,2	34,0	38,0	2,5	7,8	HF-1000-16-W3
			.89	1.03	1.34	1.50	.10	17.09	
19	3/4"	-12	25,5	30,1	38,0	44,0	3,0	10,4	HF-1000-19-W3
			1.00	1.19	1.50	1.73	.12	22.82	
25	1"	-16	32,8	38,8	47,0	52,0	3,7	16,4	HF-1000-25-W3
			1.29	1.53	1.85	2.05	.15	36.16	
31	1 1/4"	-20	40,5	49,3	57,0	60,0	4,0	21,1	HF-1000-31-W3
			1.59	1.94	2.24	2.36	.16	46.53	
38	1 1/2"	-24	46,6	55,8	65,0	73,0	4,3	37,5	HF-1000-38-W3
			1.83	2.20	2.56	2.87	.17	82.58	
51	2"	-32	58,9	68,5	78,0	80,0	4,3	50,0	HF-1000-51-W3
			2.32	2.70	3.07	3.15	.17	110.25	

Related Products and Accessories



Test Mandrels

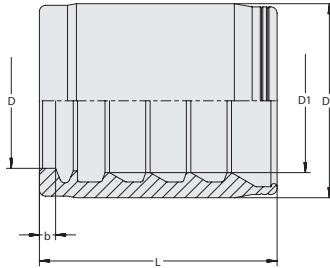
Pages 185-187

Skive/Non-Skive Swage Ferrule for Braided Hose Series 15021

Suitable for Standards 1SN, 2SC, 2SN-K, 1SC, 1SN-K
EN 853, EN 857

Material Carbon Steel
Surface Finishing Zinc/Nickel-Plating

Maximum working pressures depending on the type of the hose connector and the hose type.


A

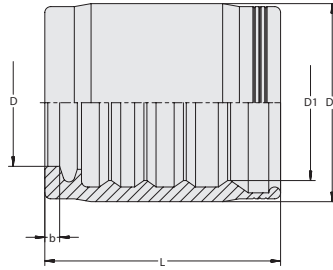
Hose Size			Dimensions (mm/in)					Weight (kg/lbs) ca. per 100	Ordering Codes
DN	inch	Dash	D	D1	D2	L	b		
05	1/8"	-03	9,4	10,9	17,3	27,3	2,0	2,4	HF-3001-05-W3
			.37	.43	.68	1.07	.08	5.29	
06	1/4"	-04	11,0	13,2	20,0	31,0	2,5	3,1	HF-2001-06-W3
			.43	.52	.79	1.22	.10	6.84	
08	5/16"	-05	12,6	15,5	20,6	31,0	2,6	2,55	HF-2001-08-W3
			.50	.61	.81	1.22	.10	5.62	
10	3/8"	-06	14,1	16,6	23,6	33,0	2,5	4,3	HF-2001-10-W3
			.56	.65	.93	1.30	.10	9.37	
12	1/2"	-08	17,6	19,5	27,0	35,0	2,5	5,6	HF-2001-12-W3
			.69	.77	1.06	1.38	.10	12.35	
16	5/8"	-10	21,6	23,0	31,0	38,0	2,6	7,5	HF-2001-16-W3
			.85	.91	1.22	1.50	.10	16.54	
19	3/4"	-12	24,5	26,8	35,0	44,0	3,0	10,3	HF-2001-19-W3
			.96	1.06	1.38	1.73	.12	22.60	
25	1"	-16	30,4	34,1	42,0	52,0	3,7	14,3	HF-2001-25-W3
			1.20	1.34	1.65	2.05	.15	31.42	
38	1 1/2"	-24	44,4	51,3	62,0	68,0	4,3	42,4	HF-2001-38-W3
			1.75	2.02	2.44	2.68	.17	93.38	
51	2"	-32	56,7	64,0	75,0	80,0	4,3	62,0	HF-2001-51-W3
			2.23	2.52	2.95	3.15	.17	136.60	

Related Products and Accessories

Test Mandrels

Pages 185-187

**Skive Swage Ferrule for Braided and Spiral Hose
Series 15031**



Suitable for 2SN, SPC3, 4SP
4SH (DN 19 to DN 31)
Standards EN 853, EN 856

Material Carbon Steel
Surface Finishing Zinc/Nickel-Plating

Maximum working pressures depending on the type of the hose connector and the hose type.

Hose Size			Dimensions (mm/in)					Weight (kg/lbs) ca. per 100	Ordering Codes
DN	inch	Dash	D	D1	D2	L	b		
05	1/8"	-03	9,4	12,3	19,0	27,3	2,0	2,8	HF-3002-05-W3
			.37	.48	.75	1.07	.08	6.17	
06	1/4"	-04	10,2	15,5	22,0	34,0	2,5	4,1	HF-3000-06-W3
			.40	.61	.87	1.34	.10	8.93	
08	5/16"	-05	12,7	17,2	23,0	31,0	2,5	3,45	HF-3000-08-W3
			.50	.68	.91	1.22	.10	7.61	
10	3/8"	-06	14,5	18,9	26,0	38,0	2,5	5,5	HF-3000-10-W3
			.57	.74	1.02	1.50	.10	12.13	
12	1/2"	-08	18,5	22,2	30,0	40,0	2,5	7,5	HF-3000-12-W3
			.73	.87	1.18	1.57	.10	16.54	
16	5/8"	-10	21,6	26,4	33,6	40,0	2,5	8,3	HF-3000-16-W3
			.85	1.04	1.32	1.57	.10	18.30	
19	3/4"	-12	25,0	30,2	39,0	50,0	3,0	15,3	HF-3000-19-W3 ¹
			.98	1.19	1.54	1.97	.12	33.63	
25	1"	-16	30,9	36,7	46,0	60,0	3,7	21,8	HF-3000-25-W3 ¹
			1.22	1.44	1.81	2.36	.15	48.07	
31	1 1/4"	-20	38,8	47,0	57,0	65,0	4,0	33,4	HF-3000-31-W3 ¹
			1.53	1.85	2.24	2.56	.16	73.54	
38	1 1/2"	-24	44,4	53,7	65,0	73,0	4,3	51,9	HF-3000-38-W3
			1.75	2.11	2.56	2.87	.17	114.33	
51	2"	-32	57,3	66,6	78,0	80,0	4,3	68,4	HF-3000-51-W3
			2.26	2.62	3.07	3.15	.17	150.71	

¹ Approved for use with spiral hose 4SH according to EN 856.

Related Products and Accessories



Test Mandrels

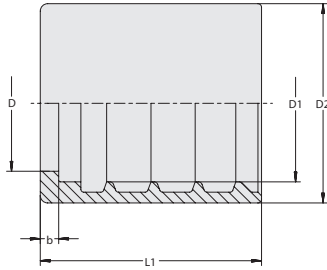
Pages 185-187

AGRIVOS Non-Skive Swage Ferrule for Compact Braided Hose Series 15211

Suitable for 2SC, 2SN-K
Standard EN 857
Pressure Level Isobaric 250 bar / 25 MPa / 3625 PSI

Material Carbon Steel
Surface Finishing Zinc/Nickel-Plating

Maximum working pressures depending on the type of the hose connector and the hose type.



A

Hose Size			Dimensions (mm/in)					Weight (kg/lbs) ca. per 100	Ordering Codes
DN	inch	Dash	D	D1	D2	L	b		
06	1/4"	-04	11,4	14	18,8	25,0	2,5	1,95	HF-1003-06-W3
			.45	.55	.74	.98	.10	4.30	
08	5/16"	-05	13,6	15,8	20,6	25,0	2,5	2,1	HF-1003-08-W3
			.54	.62	.81	.98	.10	4.63	
10	3/8"	-06	15,0	18,0	23,6	26,5	2,5	3,1	HF-1003-10-W3
			.59	.71	.93	1.04	.10	6.84	
12	1/2"	-08	18,4	21,3	27,0	30,0	2,5	3,8	HF-1003-12-W3
			.72	.84	1.06	1.18	.10	8.27	

Related Products and Accessories

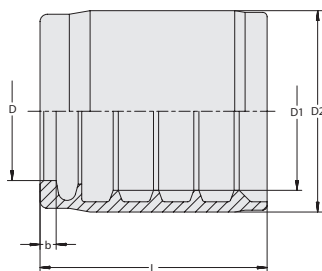


Test Mandrels

Pages 185-187

CVOS Non-Skive Swage Ferrule for Compact Braided Hose Series 15311

A



Suitable for Standard 1SC, 2SC, 1SN-K, 2SN-K
EN 857

Material Carbon Steel
Surface Finishing Zinc/Nickel-Plating

Maximum working pressures depending on the type of the hose connector and the hose type.

Hose Size			Dimensions (mm/in)					Weight (kg/lbs) ca. per 100	Ordering Codes
DN	inch	Dash	D	D1	D2	L	b		
06	1/4"	-04	11,2	14,5	19,0	26,0	2,2	1,7	HF-1004-06-W3
			.44	.57	.75	1.02	.09	3.75	
08	5/16"	-05	13,2	16,4	21,0	26,0	2,2	2,0	HF-1004-08-W3
			.52	.65	.83	1.02	.09	4.30	
10	3/8"	-06	15,0	18,0	24,0	27,5	2,2	3,2	HF-1004-10-W3
			.59	.71	.94	1.08	.09	7.06	
12	1/2"	-08	18,9	21,6	28,5	31,0	2,2	3,6	HF-1004-12-W3
			.74	1.12	1.12	1.22	.09	7.83	

Related Products and Accessories



Test Mandrels

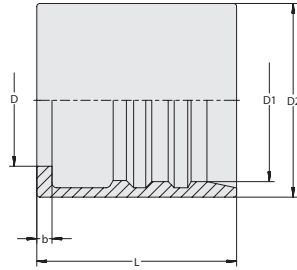
Pages 185-187

**Non-Skive Swage Ferrule for Hose with Textile Insert
Series 15330**

Suitable for Standard 2TE, 3TE
EN 854

Material Carbon Steel
Surface Finishing Zinc/Nickel-Plating

Maximum working pressures depending on the type of the hose connector and the hose type.


A

Hose Size			Dimensions (mm/in)					Weight (kg/lbs) ca. per 100	Ordering Codes
DN	inch	Dash	D	D1	D2	L	b		
05	1/8"	-03	9,8	12,5	17,0	27,3	2,0	1,65	HF-1001-05-W3
			.39	.49	.67	1.07	.08	3.64	
05	1/8"	-03	9,8	14,0	18,6	27,3	2,0	2,0	HF-1002-05-W3
			.39	.55	.73	1.07	.08	4.30	
06	1/4"	-04	11,6	15,3	19,0	28,0	2,4	1,85	HF-1005-06-W3
			.46	.60	.75	1.10	.09	4.08	
08	5/16"	-05	12,8	17,2	22,3	30,2	2,5	2,9	HF-1005-08-W3
			.50	.68	.88	1.19	.10	6.39	
10	3/8"	-06	14,9	19,2	23,0	29,5	2,4	2,5	HF-1005-10-W3
			.59	.76	.91	1.16	.09	5.51	
12	1/2"	-08	18,5	23,0	27,0	31,0	2,5	3,1	HF-1005-12-W3
			.73	.91	1.06	1.22	.10	6.84	
16	5/8"	-10	21,8	26,9	32,0	33,0	2,5	5,3	HF-1005-16-W3
			.86	1.06	1.26	1.30	.10	11.69	
19	3/4"	-12	24,6	29,9	35,0	37,5	3,0	6,7	HF-1005-19-W3
			.97	1.18	1.38	1.48	.12	14.66	
25	1"	-16	30,8	37,2	42,0	45,5	3,4	9,8	HF-1005-25-W3
			1.21	1.46	1.65	1.79	.13	21.50	
31	1 1/4"	-20	37,9	43,5	48,0	55,0	3,8	12,8	HF-1005-31-W3
			1.49	1.71	1.89	2.17	.15	28.22	
51	2"	-32	56,8	64,5	75,9	78,5	4,0	61,5	HF-1005-51-W3
			2.24	2.54	2.99	3.09	.16	135.50	

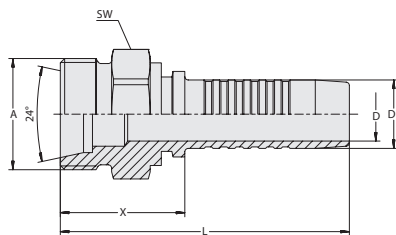
Related Products and Accessories

Test Mandrels

Pages 185-187

Straight Insert with Male Metric Thread and 24° Conical Bore Type CEL (Light Series)

A



Connection Type Male Metric Thread
Sealing Type 24° Conical Bore (Shape W acc. to DIN 3861)
Standard ISO 8434-1
Material Carbon Steel
Surface Finishing Zinc/Nickel-Plating

Hose Size			Connection Size		Dimensions (mm/in)					Weight	Ordering Codes
DN	inch	Dash	Thread	Dash	D	D1	X	L	SW (Hex)	(*9/10) ca. per 100	
05	1/8"	-03	M12x1,5	-03	2,9	5,1	22,0	47,0	14,0	1,8	
					.11	.20	.87	1.85	.55	3.97	
06	1/4"	-04	M14x1,5	-04	3,9	6,7	23,5	53,5	14	2,3	
					.15	.26	.93	2.11	.55	5.07	
06	1/4"	-04	M12x1,5	-03	3,9	6,7	23,5	53,5	14	2,2	
					.15	.26	.93	2.11	.55	4.85	
06	1/4"	-04	M16x1,5	-05	3,9	6,7	25,5	55,5	17	3,1	
					.15	.26	1.00	2.19	.67	6.73	
06	1/4"	-04	M18x1,5	-06	3,9	6,7	25,5	55,5	19,0	3,4	
					.15	.26	1.00	2.19	.75	7.50	
08	5/16"	-05	M16x1,5	-05	5,4	8,2	24,5	54,5	17,0	3,1	
					.21	.32	.96	2.15	.67	6.84	
08	5/16"	-05	M18x1,5	-06	5,4	8,2	25,5	55,5	19,0	3,6	
					.21	.32	1.00	2.19	.75	7.83	
10	3/8"	-06	M18x1,5	-06	6,5	9,9	25,5	59,0	19,0	4,1	
					.26	.39	1.00	2.32	.75	9.04	
10	3/8"	-06	M16x1,5	-05	6,5	9,9	24,5	58,0	17,0	3,7	
					.26	.39	.96	2.28	.67	8.05	
10	3/8"	-06	M22x1,5	-08	6,5	9,9	27,5	61,0	22,0	5,8	
					.26	.39	1.08	2.40	.87	12.79	
12	1/2"	-08	M22x1,5	-08	9,5	13,0	28,0	63,5	22,0	6,6	
					.37	.51	1.10	2.50	.87	14.55	
12	1/2"	-08	M18x1,5	-06	9,5	13,0	26,5	62,0	19,0	5,1	
					.37	.51	1.04	2.44	.75	11.14	
12	1/2"	-08	M26x1,5	-10	9,5	13,0	29,5	65,0	27,0	9,1	
					.37	.51	1.16	2.56	1.06	19.96	
16	5/8"	-10	M26x1,5	-10	12,6	16,0	29,0	67,5	27,0	9,3	
					.50	.63	1.14	2.66	1.06	20.51	
19	3/4"	-12	M30x2	-12	12,6	16,0	32,0	70,5	30,0	11,2	
					.50	.63	1.26	2.78	1.18	24.70	
19	3/4"	-12	M30x2	-12	14,8	19,1	32,5	78,5	30,0	13,2	
					.58	.75	1.28	3.09	1.18	29.00	
25	1"	-16	M36x2	-16	20,0	25,9	34,5	89,5	36,0	23,0	
					.79	1.02	1.36	3.52	1.42	50.60	
19	3/4"	-12	M30x2	-12	20,0	25,9	34,5	89,5	30,0	18,1	
					.79	1.02	1.36	3.52	1.18	39.91	
31	1 1/4"	-20	M45x2	-20	26,0	32,5	39,5	99,5	46,0	38,5	
					1.02	1.28	1.56	3.92	1.81	84.89	
38	1 1/2"	-24	M52x2	-24	31,0	38,9	42,5	110,0	55,0	58,3	
					1.22	1.53	1.67	4.33	2.17	128.44	

Related Products and Accessories



Swage Ferrules

Pages 14-21



ECOVOS VA Version

Page 102



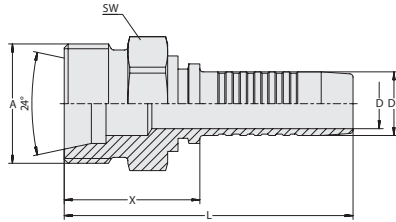
MULTIVOS Version

Page 142

Straight Insert with Male Metric Thread and 24° Conical Bore Type CES (Heavy Series)

Connection Type Male Metric Thread
Sealing Type 24° Conical Bore
 (Shape W acc. to DIN 3861)
Standard ISO 8434-1

Material Carbon Steel
Surface Finishing Zinc/Nickel-Plating


A

Suitable for use with mobile interlocking protection
(nominal sizes DN 16 to DN 31)

Hose Size			Connection Size		Dimensions (mm/in)					Weight (^{kg} /lbs) ca. per 100	Ordering Codes
DN	inch	Dash	Thread	Dash	D	D1	X	L	SW (Hex)		
05	1/8"	-03	M16x1,5	-03	2,9	5,1	24,0	49,0	17,0	2,9	HCS-05-CE-08S-M-W3
					.11	.20	.94	1.93	.67	6.39	
06	1/4"	-04	M18x1,5	-04	3,9	6,7	26,5	56,5	19	4,0	HCS-06-CE-10S-M-W3
					.15	.26	1.04	2.22	.75	8.82	
06	1/4"	-04	M16x1,5	-03	3,9	6,7	25,5	55,5	17	3,3	HCS-06-CE-08S-M-W3
					.15	.26	1.00	2.19	.67	7.28	
06	1/4"	-04	M20x1,5	-05	3,9	6,7	27,5	57,5	22	5,2	HCS-06-CE-12S-M-W3
					.15	.26	1.08	2.26	.87	11.36	
08	5/16"	-05	M20x1,5	-05	5,4	8,2	27,5	57,5	22,0	5,3	HCS-08-CE-12S-M-W3
					.21	.32	1.08	2.26	.87	11.69	
10	3/8"	-06	M22x1,5	-06	6,5	9,9	29,5	63,0	22,0	6,5	HCS-10-CE-14S-M-W3
					.26	.39	1.16	2.48	.87	14.22	
10	3/8"	-06	M20x1,5	-05	6,5	9,9	27,5	61,0	22,0	5,9	HCS-10-CE-12S-M-W3
					.26	.39	1.08	2.40	.87	13.01	
12	1/2"	-08	M24x1,5	-08	9,5	13,0	30,0	65,5	24,0	8,0	HCS-12-CE-16S-M-W3
					.37	.51	1.18	2.58	.94	17.53	
12	1/2"	-08	M20x1,5	-05	9,5	13,0	28,0	63,5	22,0	6,6	HCS-12-CE-12S-M-W3
					.37	.51	1.10	2.50	.87	14.44	
12	1/2"	-08	M22x1,5	-06	9,5	13,0	30,0	65,5	22,0	7,3	HCS-12-CE-14S-M-W3
					.37	.51	1.18	2.58	.87	16.10	
12	1/2"	-08	M30x2	-10	9,5	13,0	34,0	70,0	30,0	13,1	HCS-12-CE-20S-M-W3
					.37	.51	1.34	2.76	1.18	28.89	
16	5/8"	-10	M30x2	-10	12,6	16,0	34,0	72,5	30,0	12,9	HCS-16-CE-20S-M-W3
					.50	.63	1.34	2.85	1.18	28.33	
16	5/8"	-10	M36x2	-12	12,6	16,0	37,0	75,5	36,0	19,7	HCS-16-CE-25S-M-W3
					.50	.63	1.46	2.97	1.42	43.44	
19	3/4"	-12	M36x2	-12	14,8	19,1	37,5	83,5	36,0	20,4	HCS-19-CE-25S-M-W3
					.58	.75	1.48	3.29	1.42	44.87	
19	3/4"	-12	M30x2	-10	14,8	19,1	34,5	80,5	30,0	14,8	HCS-19-CE-20S-M-W3
					.58	.75	1.36	3.17	1.18	32.63	
25	1"	-16	M42x2	-16	20,0	25,9	42,5	97,5	46,0	36,4	HCS-25-CE-30S-M-W3
					.79	1.02	1.67	3.84	1.81	80.26	
25	1"	-16	M36x2	-12	20,0	25,9	38,5	93,5	36,0	25,5	HCS-25-CE-25S-M-W3
					.79	1.02	1.52	3.68	1.42	56.23	
25	1"	-16	M52x2	-20	20,0	25,9	46,5	101,5	55,0	55,7	HCS-25-CE-38S-M-W3
					.79	1.02	1.83	4.00	2.17	122.71	
31	1 1/4"	-20	M52x2	-20	26,0	32,5	47,5	107,5	55,0	57,30	HCS-31-CE-38S-M-W3
					1.02	1.28	1.87	4.23	2.17	126.35	
25	1"	-16	M52x2	-20	20,0	25,9	46,5	101,5	55,0	55,7	HCS-25-CE-38S-M-W3
					.79	1.02	1.83	4.00	2.17	122.71	

Related Products and Accessories


Swage Ferrules

Pages 14-21


Mobile Interlocking Protection

Page 88

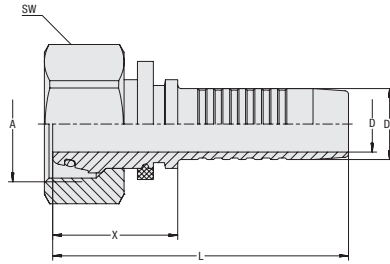

ECOVS VA Version

Page 103


MULTIVOS Version

Page 143

Straight Insert with Female Metric Nut Thread and 24° Taper / O-Ring Type DKOL (Light Series)



Connection Type Female Metric Nut Thread
Sealing Type 24° Taper with O-Ring
Standard ISO 8434-1

Material Carbon Steel
Surface Finishing Zinc/Nickel-Plating
Sealing Material NBR (Buna-N®)

Hose Size			Connection Size		Dimensions (mm/in)					Weight	Ordering Codes
DN	inch	Dash	Thread	Dash	D	D1	X	L	SW (Hex)	(*9/lbs) ca. per 100	
05	1/8"	-03	M12x1,5	-03	2,9 .11	5,1 .20	24,5 .96	49,0 1.93	14,0 .55	2,1 4.63	HCS-05-DKO-06L-S-OR-B-M-W3
06	1/4"	-04	M14x1,5	-04	3,9 .15	6,7 .26	24,5 .96	54,0 2.13	17,0 .67	3,3 7.17	HCS-06-DKO-08L-S-OR-B-M-W3
06	1/4"	-04	M12x1,5	-03	3,9 .15	6,7 .26	21,0 .83	51,0 2.01	14,0 .55	2,3 5.07	HCS-06-DKO-06L-W-OR-B-M-W3
06	1/4"	-04	M12x1,5	-03	3,9 .15	6,7 .26	21,0 .83	51,0 2.01	17,0 .67	3,2 7.06	HCS-06-DKO-06L-W-OR-B-M-W3-SW17
06	1/4"	-04	M16x1,5	-05	3,9 .15	6,7 .26	26,0 1.02	55,5 2.19	19,0 .75	4,0 8.82	HCS-06-DKO-10L-S-OR-B-M-W3
06	1/4"	-04	M18x1,5	-08	3,9 .15	6,7 .26	26,0 1.02	56,2 2.21	22,0 .87	5,3 11.69	HCS-06-DKO-12L-S-OR-B-M-W3
08	5/16"	-05	M16x1,5	-05	5,4 .21	8,2 .32	26,0 1.02	55,5 2.19	19,0 .75	4,2 9.26	HCS-08-DKO-10L-S-OR-B-M-W3
08	5/16"	-05	M14x1,5	-04	5,4 .21	8,2 .32	22,0 .87	52,0 2.05	17,0 .67	3,3 7.28	HCS-08-DKO-08L-W-OR-B-M-W3
08	5/16"	-05	M18x1,5	-06	5,4 .21	8,2 .32	30,0 1.18	60,0 2.36	22,0 .87	5,7 12.46	HCS-08-DKO-12L-S-OR-B-M-W3
10	3/8"	-06	M18x1,5	-06	6,5 .26	9,9 .39	26,0 1.02	59,0 2.32	22,0 .87	6,0 13.12	HCS-10-DKO-12L-S-OR-B-M-W3
10	3/8"	-06	M16x1,5	-05	6,5 .26	9,9 .39	22,5 .89	56,0 2.20	19,0 .75	4,6 10.14	HCS-10-DKO-10L-W-OR-B-M-W3
10	3/8"	-06	M22x1,5	-08	6,5 .26	9,9 .39	25,0 .98	58,5 2.30	27,0 1.06	8,7 19.18	HCS-10-DKO-15L-S-OR-B-M-W3
12	1/2"	-08	M22x1,5	-08	9,5 .37	13,0 .51	25,5 1.00	61,0 2.40	27,0 1.06	8,9 19.51	HCS-12-DKO-15L-S-OR-B-M-W3
12	1/2"	-08	M18x1,5	-06	9,5 .37	13,0 .51	24,0 .94	59,5 2.34	22,0 .87	6,50 14.33	HCS-12-DKO-12L-W-OR-B-M-W3
12	1/2"	-08	M26x1,5	-10	9,5 .37	13,0 .51	34,5 1.36	70,0 2.76	32,0 1.26	13,15 29.00	HCS-12-DKO-18L-S-OR-B-M-W3
16	5/8"	-10	M26x1,5	-10	12,6 .50	16,0 .63	28,0 1.10	66,5 2.62	32,0 1.26	12,5 27.56	HCS-16-DKO-18L-S-OR-B-M-W3
16	5/8"	-10	M30x2	-12	12,6 .50	16,0 .63	34,5 1.36	73,0 2.87	36,0 1.42	17,1 37.71	HCS-16-DKO-22L-S-OR-B-M-W3
16	5/8"	-10	M22x1,5	-08	12,6 .50	16,0 .63	44,5 1.75	83,0 3.27	27,0 1.06	13,8 30.43	HCS-16-DKO-15L-S-OR-B-B-W3
16	5/8"	-10	M26x1,5	-10	12,6 .50	16,0 .63	28,0 1.10	66,5 2.62	32,0 1.26	12,5 27.56	HCS-16-DKO-18L-S-OR-B-M-W3
16	5/8"	-10	M30x2	-12	12,6 .50	16,0 .63	34,5 1.36	73,0 2.87	36,0 1.42	17,1 37.71	HCS-16-DKO-22L-S-OR-B-M-W3
16	5/8"	-10	M22x1,5	-08	12,6 .50	16,0 .63	44,5 1.75	83,0 3.27	27,0 1.06	13,8 30.43	HCS-16-DKO-15L-S-OR-B-B-W3

Related Products and Accessories



Swage Ferrules

Pages 14-21



45° Version

Pages 26-27



ECOVOS VA Version

Page 107



90° Version

Pages 28-29



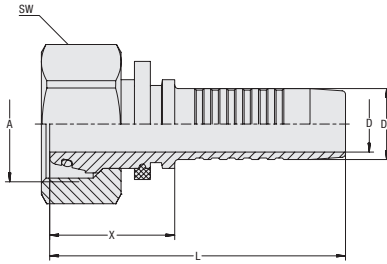
MULTIVOS Version

Page 144

Straight Insert with Female Metric Nut Thread and 24° Taper / O-Ring Type DKOL (Light Series)

Connection Type Female Metric Nut Thread
Sealing Type 24° Taper with O-Ring
Standard ISO 8434-1

Material Carbon Steel
Surface Finishing Zinc/Nickel-Plating
Sealing Material NBR (Buna-N®)


A

Hose Size			Connection Size		Dimensions (mm/in)					Weight	Ordering Codes
DN	inch	Dash	Thread	Dash	D	D1	X	L	SW (Hex)	(*9/16) ca. per 100	
19	3/4"	-12	M30x2	-12	14,8	19,1	30,0	76,0	36,0	18,4	
					.58	.75	1.18	2.99	1.42	40.57	
19	3/4"	-12	M22x1,5	-08	14,8	19,1	24,0	70,0	27,0	11,9	
					.58	.75	.94	2.76	1.06	26.13	
19	3/4"	-12	M26x1,5	-10	14,8	19,1	25,5	71,5	32,0	14,4	
					.58	.75	1.00	2.81	1.26	31.64	
19	3/4"	-12	M36x2	-16	14,8	19,1	34,0	78,0	41,0	25,0	
					.58	.75	1.34	3.07	1.61	55.13	
25	1"	-16	M36x2	-16	20,0	25,9	33,0	88,0	41,0	28,0	
					.79	1.02	1.30	3.46	1.61	61.74	
25	1"	-16	M45x2	-20	20,0	25,9	36,0	91,0	50,0	42,2	
					.79	1.02	1.42	3.58	1.97	92.94	
25	1"	-16	M30x2	-12	20,0	25,9	45,0	100,0	36,0	32,7	
					.79	1.02	1.77	3.94	1.42	72.10	
31	1 1/4"	-20	M45x2	-20	26,0	32,5	37,0	97,0	50,0	43,8	
					1.02	1.28	1.46	3.82	1.97	96.47	
31	1 1/4"	-20	M36x2	-16	26,0	32,5	47,5	107,5	50,0	47,3	
					1.02	1.28	1.87	4.23	1.97	104.30	
31	1 1/4"	-20	M52x2	-24	26,0	32,5	55,0	115,0	60,0	73,8	
					1.02	1.28	2.17	4.53	2.36	162.73	
38	1 1/2"	-24	M52x2	-24	31,0	38,9	35,5	103,0	60,0	66,0	
					1.22	1.53	1.40	4.06	2.36	145.53	
38	1 1/2"	-24	M45x2	-20	31,0	38,9	56,0	123,5	50,0	71,5	
					1.22	1.53	2.20	4.86	1.97	157.66	
51	2"	-32	M52x2	-24	40,0	51,6	59,5	134,5	60,0	132,8	
					1.57	2.03	2.34	5.30	2.36	292.82	

Related Products and Accessories

Swage Ferrules

Pages 14-21


45° Version

Pages 26-27


ECOVOS VA Version

Page 107

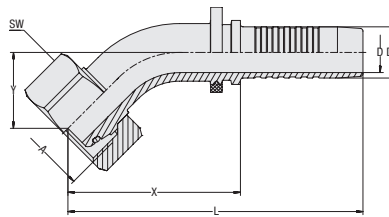

90° Version

Pages 28-29


MULTIVOS Version

Page 144

45° Elbow Insert with Female Metric Nut Thread and 24° Taper / O-Ring Type DKOL 45° (Light Series)



Connection Type Female Metric Nut Thread
Sealing Type 24° Taper with O-Ring
Standard ISO 8434-1

Material Carbon Steel
Surface Finishing Zinc/Nickel-Plating
Sealing Material NBR (Buna-N®)

Hose Size			Connection Size		Dimensions (mm/in)							Weight (%/lbs) ca.	Ordering Codes
DN	inch	Dash	Thread	Dash	D	D1	X	L	Y	SW (Hex)	per 100		
05	1/8"	-03	M12x1,5	-03	2,9 .11	5,1 .20	31,8 1.25	56,5 2.22	15,0 .59	14,0 .55	2,3 5.07	HCS-05-DK0-06L-045-S-OR-B-M-W3	
06	1/4"	-04	M12x1,5	-03	3,9 .15	6,7 .26	36,5 1.44	66,5 2.62	18,0 .71	14,0 .55	3,1 6.73	HCS-06-DK0-06L-045-W-OR-B-M-W3	
06	1/4"	-04	M14x1,5	-04	3,9 .15	6,7 .26	36,0 1.42	66,0 2.60	16,0 .63	17,0 .67	3,6 7.94	HCS-06-DK0-08L-045-S-OR-B-M-W3	
06	1/4"	-04	M16x1,5	-05	3,9 .15	6,7 .26	38,5 1.52	68,5 2.70	18,5 .73	19,0 .75	4,9 10.69	HCS-06-DK0-10L-045-S-OR-B-M-W3	
06	1/4"	-04	M18x1,5	-06	3,9 .15	6,7 .26	39,5 1.56	69,5 2.74	18,5 .73	22,0 .87	6,0 13.23	HCS-06-DK0-12L-045-S-OR-B-M-W3	
08	5/16"	-05	M16x1,5	-05	5,4 .21	8,2 .32	38,5 1.52	68,5 2.70	18,5 .73	19,0 .75	5,0 10.91	HCS-08-DK0-10L-045-S-OR-B-M-W3	
08	5/16"	-05	M18x1,5	-06	5,4 .21	8,2 .32	40,0 1.57	70,0 2.76	18,0 .71	22,0 .87	6,3 13.89	HCS-08-DK0-12L-045-S-OR-B-M-W3	
08	5/16"	-05	M14x1,5	-04	5,4 .21	8,2 .32	50,0 1.97	80,0 3.15	20,0 .79	17,0 .67	5,7 12.57	HCS-08-DK0-08L-045-S-OR-B-B-W3	
10	3/8"	-06	M16x1,5	-05	6,5 .26	9,9 .39	44,0 1.73	77,0 3.03	19,5 .77	19,0 .75	6,5 14.33	HCS-10-DK0-10L-045-W-OR-B-M-W3	
10	3/8"	-06	M18x1,5	-06	6,5 .26	9,9 .39	41,5 1.63	74,5 2.93	17,5 .69	22,0 .87	7,2 15.88	HCS-10-DK0-12L-045-S-OR-B-M-W3	
10	3/8"	-06	M22x1,5	-08	6,5 .26	9,9 .39	48,0 1.89	82,0 3.23	19,5 .77	27,0 1.06	11,4 25.14	HCS-10-DK0-15L-045-S-OR-B-B-W3	
12	1/2"	-08	M22x1,5	-08	9,5 .37	13,0 .51	46,0 1.81	81,5 3.21	21,0 .83	27,0 1.06	11,1 24.48	HCS-12-DK0-15L-045-S-OR-B-M-W3	
12	1/2"	-08	M18x1,5	-06	9,5 .37	13,0 .51	49,5 1.95	85,0 3.35	19,5 .77	22,0 .87	11,0 24.26	HCS-12-DK0-12L-045-W-OR-B-B-W3	
12	1/2"	-08	M26x1,5	-10	9,5 .37	13,0 .51	67,0 2.64	102,5 4.04	27,5 1.08	32,0 1.26	20,5 45.20	HCS-12-DK0-18L-045-S-OR-B-B-W3	
16	5/8"	-10	M26x1,5	-10	12,6 .50	16,0 .63	54,0 2.13	92,0 3.62	24,0 .94	32,0 1.26	15,9 35.06	HCS-16-DK0-18L-045-S-OR-B-M-W3	
16	5/8"	-10	M22x1,5	-08	12,6 .50	16,0 .63	56,5 2.22	95,0 3.74	22,0 .87	27,0 1.06	16,2 35.72	HCS-16-DK0-15L-045-S-OR-B-B-W3	
16	5/8"	-10	M30x2	-12	12,6 .50	16,0 .63	72,0 2.83	110,5 4.35	29,5 1.16	36,0 1.42	29,20 64.39	HCS-16-DK0-22L-045-S-OR-B-B-W3	

Dimension Y ± 2,5 mm / .10 in

Related Products and Accessories



Swage Ferrules

Pages 14-21



Straight Version

Pages 24-25



ECOVOS VA Version

Page 108



90° Version

Pages 28-29



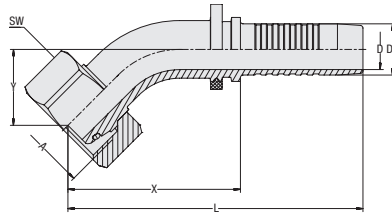
MULTIVOS Version

Page 145

45° Elbow Insert with Female Metric Nut Thread and 24° Taper / O-Ring Type DKOL 45° (Light Series)

Connection Type Female Metric Nut Thread
Sealing Type 24° Taper with O-Ring
Standard ISO 8434-1

Material Carbon Steel
Surface Finishing Zinc/Nickel-Plating
Sealing Material NBR (Buna-N®)


A

Hose Size			Connection Size		Dimensions (mm/in)							Weight (kg/lbs) ca. per 100	Ordering Codes
DN	inch	Dash	Thread	Dash	D	D1	X	L	Y	SW (Hex)			
19	3/4"	-12	M30x2	-12	14,8 .58	19,1 .75	67,0 2.64	113,0 4.45	25,5 1.00	36,0 1.42	25,70 56.67	HCS-19-DKO-22L-045-S-OR-B-M-W3	
19	3/4"	-12	M26x1,5	-10	14,8 .58	19,1 .75	67,5 2.66	113,5 4.47	27,5 1.08	32,0 1.26	24,20 53.36	HCS-19-DKO-18L-045-S-OR-B-B-W3	
19	3/4"	-12	M36x2	-16	14,8 .58	19,1 .75	73,5 2.89	119,5 4.70	29,5 1.16	41,0 1.61	34,80 76.73	HCS-19-DKO-28L-045-S-OR-B-B-W3	
25	1"	-16	M36x2	-16	20,0 .79	25,9 1.02	80,0 3.15	135,0 5.31	33,0 1.30	41,0 1.61	41,80 92.17	HCS-25-DKO-28L-045-S-OR-B-M-W3	
25	1"	-16	M30x2	-12	20,0 .79	25,9 1.02	74,5 2.93	129,5 5.10	29,5 1.16	36,0 1.42	39,03 86.06	HCS-25-DKO-22L-045-S-OR-B-B-W3	
25	1"	-16	M45x2	-20	20,0 .79	25,9 1.02	82,5 3.25	138,0 5.43	34,5 1.36	50,0 1.97	58,00 127.89	HCS-25-DKO-35L-045-S-OR-B-B-W3	
31	1 1/4"	-20	M45x2	-20	26,0 1.02	32,5 1.28	99,5 3.92	159,5 6.28	39,5 1.56	50,0 1.97	70,70 155.89	HCS-31-DKO-35L-045-S-OR-B-M-W3	
31	1 1/4"	-20	M36x2	-16	26,0 1.02	32,5 1.28	85,0 3.35	145,0 5.71	33,0 1.30	41,0 1.61	59,05 130.21	HCS-31-DKO-28L-045-S-OR-B-B-W3	
31	1 1/4"	-20	M52x2	-24	26,0 1.02	32,5 1.28	117,0 4.61	177,0 6.97	47,5 1.87	60,0 2.36	101,35 223.48	HCS-31-DKO-42L-045-S-OR-B-B-W3	
38	1 1/2"	-24	M52x2	-24	31,0 1.22	38,9 1.53	107,5 4.23	175,0 6.89	38,5 1.52	60,0 2.36	102,30 225.57	HCS-38-DKO-42L-045-S-OR-B-M-W3	
38	1 1/2"	-24	M45x2	-20	31,0 1.22	38,9 1.53	106,5 4.19	174,5 6.87	43,0 1.69	50,0 1.97	91,75 202.31	HCS-38-DKO-35L-045-S-OR-B-B-W3	

Dimension Y ± 2,5 mm / .10 in

Related Products and Accessories

Swage Ferrules

Pages 14-21


Straight Version

Pages 24-25


ECOVOS VA Version

Page 108

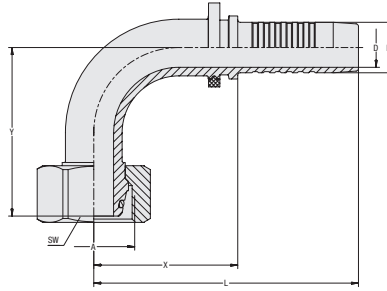

90° Version

Pages 28-29


MULTIVOS Version

Page 145

90° Elbow Insert with Female Metric Nut Thread and 24° Taper / O-Ring Type DKOL 90° (Light Series)



Connection Type Female Metric Nut Thread
Sealing Type 24° Taper with O-Ring
Standard ISO 8434-1

Material Carbon Steel
Surface Finishing Zinc/Nickel-Plating
Sealing Material NBR (Buna-N®)

Hose Size			Connection Size		Dimensions (mm/in)							Weight (%/lbs) ca.	Ordering Codes
DN	inch	Dash	Thread	Dash	D	D1	X	L	Y	SW (Hex)	per 100		
05	1/8"	-03	M12x1,5	-03	2,9 .11	5,1 .20	23,5 .93	48,0 1.89	27,0 1.06	14,0 .55	2,5 5.51	HCS-05-DK0-06L-090-S-OR-B-M-W3	
06	1/4"	-04	M12x1,5	-03	3,9 .15	6,7 .26	25,0 .98	55,0 2.17	32,5 1.28	14 .55	3,3 7.28	HCS-06-DK0-06L-090-W-OR-B-M-W3	
06	1/4"	-04	M14x1,5	-04	3,9 .15	6,7 .26	29,5 1.16	59,5 2.34	29,0 1.14	17 .67	3,9 8.60	HCS-06-DK0-08L-090-S-OR-B-M-W3	
06	1/4"	-04	M16x1,5	-05	3,9 .15	6,7 .26	31,0 1.22	61,0 2.40	31,5 1.24	19 .75	5,4 11.91	HCS-06-DK0-10L-090-S-OR-B-M-W3	
06	1/4"	-04	M18x1,5	-06	3,9 .15	6,7 .26	30,5 1.20	60,5 2.38	33,0 1.30	22 .87	6,5 14.33	HCS-06-DK0-12L-090-S-OR-B-M-W3	
08	5/16"	-05	M14x1,5	-04	5,4 .21	8,2 .32	31,0 1.22	61,0 2.40	35,5 1.40	17 .67	5,2 11.47	HCS-08-DK0-08L-090-W-OR-B-M-W3	
08	5/16"	-05	M16x1,5	-05	5,4 .21	8,2 .32	31,0 1.22	61,0 2.40	31,5 1.24	19 .75	5,5 12.02	HCS-08-DK0-10L-090-S-OR-B-M-W3	
08	5/16"	-05	M18x1,5	-06	5,4 .21	8,2 .32	31,0 1.22	61,0 2.40	33,0 1.30	22 .87	6,8 14.99	HCS-08-DK0-12L-090-S-OR-B-M-W3	
10	3/8"	-06	M16x1,5	-05	6,5 .26	9,9 .39	38,5 1.52	71,5 2.81	39,0 1.54	19 .75	7,7 16.98	HCS-10-DK0-10L-090-W-OR-B-M-W3	
10	3/8"	-06	M18x1,5	-06	6,5 .26	9,9 .39	37,5 1.48	71,0 2.80	36,0 1.42	22 .87	8,4 18.41	HCS-10-DK0-12L-090-S-OR-B-M-W3	
10	3/8"	-06	M22x1,5	-08	6,5 .26	9,9 .39	39,0 1.54	72,5 2.85	38,5 1.52	27 1.06	12,3 27.01	HCS-10-DK0-15L-090-S-OR-B-B-W3	
12	1/2"	-08	M22x1,5	-08	9,5 .37	13,0 .51	40,5 1.59	76,0 2.99	42,5 1.67	27 1.06	12,9 28.42	HCS-12-DK0-15L-090-S-OR-B-M-W3	
12	1/2"	-08	M26x1,5	-10	9,5 .37	13,0 .51	55,5 2.19	91,0 3.58	54,0 2.13	32 1.26	22,8 50.27	HCS-12-DK0-18L-090-S-OR-B-B-W3	
16	5/8"	-10	M26x1,5	-10	12,6 .50	16,0 .63	46,0 1.81	84,0 3.31	53,5 2.11	32 1.26	18,4 40.57	HCS-16-DK0-18L-090-S-OR-B-M-W3	
16	5/8"	-10	M22x1,5	-08	12,6 .50	16,0 .63	46,5 1.83	85,0 3.35	44,5 1.75	27 1.06	17,7 38.92	HCS-16-DK0-15L-090-S-OR-B-B-W3	
16	5/8"	-10	M30x2	-12	12,6 .50	16,0 .63	62,5 2.46	101,0 3.98	61,0 2.40	36 1.42	33,3 73.43	HCS-16-DK0-22L-090-S-OR-B-B-W3	

Dimension Y ± 2,5 mm / .10 in

Related Products and Accessories



Swage Ferrules

Pages 14-21



Straight Version

Pages 24-25



ECOVOS VA Version

Page 109



45° Version

Pages 26-27



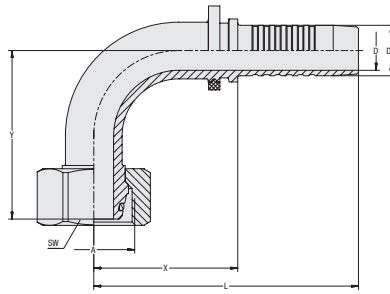
MULTIVOS Version

Page 146

90° Elbow Insert with Female Metric Nut Thread and 24° Taper / O-Ring Type DKOL 90° (Light Series)

Connection Type Female Metric Nut Thread
Sealing Type 24° Taper with O-Ring
Standard ISO 8434-1

Material Carbon Steel
Surface Finishing Zinc/Nickel-Plating
Sealing Material NBR (Buna-N®)


A

Hose Size			Connection Size		Dimensions (mm/in)							Weight (^{kg} /lbs) ca. per 100	Ordering Codes
DN	inch	Dash	Thread	Dash	D	D1	X	L	Y	SW (Hex)			
19	3/4"	-12	M30x2	-12	14,8	19,1	57,5	103,0	57,0	36	29,6	HCS-19-DKO-22L-090-S-OR-B-M-W3	
					.58	.75	2.26	4.06	2.24	1.42	65.16		
19	3/4"	-12	M26x1,5	-10	14,8	19,1	56,0	102,0	54,0	32	26,5	HCS-19-DKO-18L-090-S-OR-B-B-W3	
					.58	.75	2.20	4.02	2.13	1.26	58.43		
19	3/4"	-12	M36x2	-16	14,8	19,1	63,0	109,0	61,0	41	38,9	HCS-19-DKO-28L-090-S-OR-B-B-W3	
					.58	.75	2.48	4.29	2.40	1.61	85.77		
25	1"	-16	M36x2	-16	20,0	25,9	72,0	127,0	63,0	41	48,2	HCS-25-DKO-28L-090-S-OR-B-M-W3	
					.79	1.02	2.83	5.00	2.48	1.61	106.17		
25	1"	-16	M30x2	-12	20,0	25,9	64,0	119,0	61,0	36	43,2	HCS-25-DKO-22L-090-S-OR-B-B-W3	
					.79	1.02	2.52	4.69	2.40	1.42	95.15		
25	1"	-16	M45x2	-20	20,0	25,9	74,0	129,0	73,0	50	65,9	HCS-25-DKO-35L-090-S-OR-B-B-W3	
					.79	1.02	2.91	5.08	2.87	1.97	145.20		
31	1 1/4"	-20	M45x2	-20	26,0	32,5	90,5	150,5	81,0	50	82,6	HCS-31-DKO-35L-090-S-OR-B-M-W3	
					1.02	1.28	3.56	5.93	3.19	1.97	182.13		
31	1 1/4"	-20	M36x2	-16	26,0	32,5	76,5	136,5	71,0	41	66,8	HCS-31-DKO-28L-090-S-OR-B-B-W3	
					1.02	1.28	3.01	5.37	2.80	1.61	147.29		
31	1 1/4"	-20	M52x2	-24	26,0	32,5	104,5	164,5	102,0	60	118,0	HCS-31-DKO-42L-090-S-OR-B-B-W3	
					1.02	1.28	4.11	6.48	4.02	2.36	260.08		
38	1 1/2"	-24	M52x2	-24	31,0	38,9	101,0	168,5	88,0	60	117,9	HCS-38-DKO-42L-090-S-OR-B-M-W3	
					1.22	1.53	3.98	6.63	3.46	2.36	259.97		
38	1 1/2"	-24	M45x2	-20	31,0	38,9	94,5	162,5	91,0	50	104,3	HCS-38-DKO-35L-090-S-OR-B-B-W3	
					1.22	1.53	3.72	6.40	3.58	1.97	229.98		

Dimension Y ± 2,5 mm / .10 in

Related Products and Accessories

Swage Ferrules

Pages 14-21


Straight Version

Pages 24-25


ECOVS VA Version

Page 109

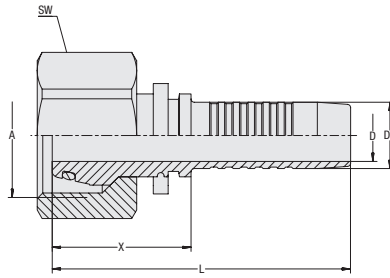

45° Version

Pages 26-27


MULTIVOS Version

Page 146

Straight Insert with Female Metric Nut Thread and 24° Taper / O-Ring Type DKOS (Heavy Series)



Connection Type Female Metric Nut Thread
Sealing Type 24° Taper with O-Ring
Standard ISO 8434-1

Material Carbon Steel
Surface Finishing Zinc/Nickel-Plating
Sealing Material NBR (Buna-N®)

Suitable for use with mobile interlocking protection (nominal sizes DN 16 to DN 31)

Hose Size		Connection Size			Dimensions (mm/in)					Weight (kg/lbs) ca. per 100	Ordering Codes
DN	inch	Dash	Thread	Dash	D	D1	X	L	SW (Hex)		
05	1/8"	-03	M16x1,5	-03	2,9 .11	5,1 .20	26,0 1.02	50,5 1.99	19,0 .75	3,6 7.94	HCS-05-DKO-08S-S-OR-B-M-W3
06	1/4"	-04	M18x1,5	-04	3,9 .15	6,7 .26	26,0 1.02	55,5 2.19	22,0 .87	5,3 11.69	HCS-06-DKO-10S-S-OR-B-M-W3
06	1/4"	-04	M14x1,5	-02	3,9 .15	6,7 .26	26,0 1.02	56,0 2.20	17,0 .67	3,5 7.72	HCS-06-DKO-06S-W-OR-B-M-W3
06	1/4"	-04	M16x1,5	-03	3,9 .15	6,7 .26	24,5 .96	54,0 2.13	19,0 .75	3,9 8.49	HCS-06-DKO-08S-S-OR-B-M-W3
06	1/4"	-04	M20x1,5	-05	3,9 .15	6,7 .26	44,5 1.75	74,5 2.93	24,0 .94	8,2 17.97	HCS-06-DKO-12S-S-OR-B-B-W3
08	1/2"	-08	M20x1,5	-05	5,4 .21	8,2 .32	30,0 1.18	60,0 2.36	24 .94	6,6 14.55	HCS-08-DKO-12S-S-OR-B-M-W3
08	1/2"	-08	M18x1,5	-04	5,4 .21	8,2 .32	26,0 1.02	55,5 2.19	22 .87	5,4 11.91	HCS-08-DKO-10S-S-OR-B-M-W3
08	1/2"	-08	M18x1,5	-06	5,4 .21	8,2 .32	30,0 1.18	60,0 2.36	22,0 .87	5,7 12.46	HCS-08-DKO-12S-S-OR-B-M-W3
10	3/8"	-06	M22x1,5	-06	6,5 .26	9,9 .39	30,5 1.20	64,0 2.52	27 1.06	9,7 21.39	HCS-10-DKO-14S-S-OR-B-M-W3
10	3/8"	-06	M20x1,5	-05	6,5 .26	9,9 .39	26,0 1.02	59,0 2.32	24 .94	6,9 15.21	HCS-10-DKO-12S-S-OR-B-M-W3
10	3/8"	-06	M24x1,5	-08	6,5 .26	9,9 .39	32,0 1.26	65,5 2.58	30 1.18	11,7 25.80	HCS-10-DKO-16S-S-OR-B-M-W3
10	3/8"	-06	M18x1,5	-04	6,5 .26	9,9 .39	44,0 1.73	77,5 3.05	22 .87	8,3 18.30	HCS-10-DKO-10S-S-OR-B-B-W3
12	1/2"	-08	M24x1,5	-08	9,5 .37	13,0 .51	32,0 1.26	67,5 2.66	30 1.18	12,5 27.56	HCS-12-DKO-16S-S-OR-B-M-W3
12	5/16"	-05	M20x1,5	-05	9,5 .37	13,0 .51	24,5 .96	60,0 2.36	24 .94	7,2 15.88	HCS-12-DKO-12S-W-OR-B-M-W3
12	1/2"	-08	M22x1,5	-06	9,5 .37	13,0 .51	26,5 1.04	62,0 2.44	27 1.06	9,8 21.61	HCS-12-DKO-14S-W-OR-B-M-W3
12	1/2"	-08	M30x2	-10	9,5 .37	13,0 .51	63,5 2.50	99,0 3.90	36 1.42	25,1 55.24	HCS-12-DKO-20S-S-OR-B-B-W3
16	5/8"	-10	M30x2	-10	12,6 .50	16,0 .63	33,5 1.32	72,0 2.83	36 1.42	18,7 41.12	HCS-16-DKO-20S-S-OR-B-M-W3
16	5/8"	-10	M24x1,5	-08	12,6 .50	16,0 .63	26,5 1.04	65,0 2.56	30 1.18	12,5 27.56	HCS-16-DKO-16S-W-OR-B-M-W3
16	5/8"	-10	M36x2	-12	12,6 .50	16,0 .63	52,0 2.05	90,5 3.56	46 1.81	40,1 88.31	HCS-16-DKO-25S-S-OR-B-B-W3

Related Products and Accessories



Swage Ferrules

Pages 14-21



45° Version

Pages 32-33



ECOVS VA Version

Page 110



Mobile Interlocking Protection

Page 88



90° Version

Pages 34-35



MULTIVOS Version

Page 147



POWERVOS Version

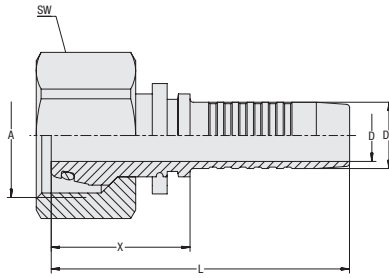
Page 180

Straight Insert with Female Metric Nut Thread and 24° Taper / O-Ring Type DKOS (Heavy Series)

Connection Type Female Metric Nut Thread
Sealing Type 24° Taper with O-Ring
Standard ISO 8434-1

Material Carbon Steel
Surface Finishing Zinc/Nickel-Plating
Sealing Material NBR (Buna-N®)

Suitable for use with mobile interlocking protection
(nominal sizes DN 16 to DN 31)


A

Hose Size			Connection Size		Dimensions (mm/in)						Weight (*9/16) ca. per 100	Ordering Codes
DN	inch	Dash	Thread	Dash	D	D1	X	L	SW (Hex)			
19	3/4"	-12	M36x2	-12	14,8	19,1	37,0	83,0	41	27,2	HCS-19-DKO-25S-S-OR-B-M-W3	
					.58	.75	1.46	3.27	1.61	59.98		
19	3/4"	-12	M30x2	-10	14,8	19,1	32,0	78,0	36	20,9	HCS-19-DKO-20S-W-OR-B-M-W3	
					.58	.75	1.26	3.07	1.42	46.08		
19	3/4"	-12	M36x2	-12	14,8	19,1	37,0	83,0	46	35,0	HCS-19-DKO-25S-S-OR-B-M-W3-SW46	
					.58	.75	1.46	3.27	1.81	77.18		
19	3/4"	-12	M42x2	-16	14,8	19,1	53,0	99,0	50	46,6	HCS-19-DKO-30S-S-OR-B-B-W3	
					.58	.75	2.09	3.90	1.97	102.64		
25	1"	-16	M42x2	-16	20,0	25,9	40,0	95,0	50	45,4	HCS-25-DKO-30S-S-OR-B-M-W3	
					.79	1.02	1.57	3.74	1.97	100.11		
25	1"	-16	M36x2	-12	20,0	25,9	53,5	108,5	41	42,1	HCS-25-DKO-25S-S-OR-B-B-W3	
					.79	1.02	2.11	4.27	1.61	92.72		
25	1"	-16	M52x2	-20	20,0	25,9	56,5	111,5	60	73,3	HCS-25-DKO-38S-S-OR-B-B-W3	
					.79	1.02	2.22	4.39	2.36	161.63		
31	1 1/4"	-20	M52x2	-20	26,0	32,5	44	104	60	69,0	HCS-31-DKO-38S-S-OR-B-M-W3	
					1.02	1.28	1.73	4.10	2.36	152.15		
31	1 1/4"	-20	M42x2	-16	26,0	32,5	66,5	126,5	50	68,8	HCS-31-DKO-30S-S-OR-B-B-W3	
					1.02	1.28	2.62	4.98	1.97	151.59		
38	1 1/2"	-24	M52x2	-20	31,0	38,9	72,0	139,5	60	101,6	HCS-38-DKO-35S-S-OR-B-B-W3	
					1.22	1.53	2.83	5.49	2.36	224.03		

Related Products and Accessories

Swage Ferrules

Pages 14-21


45° Version

Pages 32-33


ECOVOS VA Version

Page 110


Mobile Interlocking Protection

Page 88


90° Version

Pages 34-35

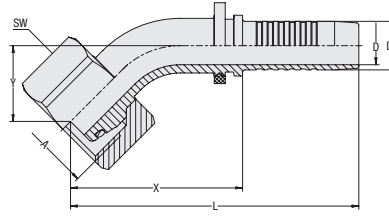

MULTIVOS Version

Page 147


POWERVOS Version

Page 180

45° Elbow Insert with Female Metric Nut Thread and 24° Taper / O-Ring Type DKOS 45° (Heavy Series)



Connection Type Female Metric Nut Thread
Sealing Type 24° Taper with O-Ring
Standard ISO 8434-1

Material Carbon Steel
Surface Finishing Zinc/Nickel-Plating
Sealing Material NBR (Buna-N®)

Suitable for use with mobile interlocking protection (nominal sizes DN 16 to DN 31)

Hose Size			Connection Size		Dimensions (mm/in)							Weight (%/lbs) ca. per 100	Ordering Codes
DN	inch	Dash	Thread	Dash	D	D1	X	L	Y	SW (Hex)			
05	1/8"	-03	M16x1,5	-03	2,9 .11	5,1 .20	34,0 1.34	58,5 2.30	14,0 .55	19 .75	3,8 8.38	HCS-05-DK0-08S-045-S-OR-B-M-W3	
06	1/4"	-04	M16x1,5	-03	3,9 .15	6,7 .26	36,0 1.42	66,0 2.60	16,0 .63	19 .75	4,3 9.37	HCS-06-DK0-08S-045-S-OR-B-M-W3	
06	1/4"	-04	M18x1,5	-04	3,9 .15	6,7 .26	38,5 1.52	68,5 2.70	18,5 .73	22 .87	6,2 13.67	HCS-06-DK0-10S-045-S-OR-B-M-W3	
06	1/4"	-04	M14x1,5	-02	3,9 .15	6,7 .26	43,0 1.69	73,0 2.87	17,0 .67	17 .67	6,8 14.99	HCS-06-DK0-06S-045-S-OR-B-B-W3	
06	1/4"	-04	M20x1,5	-05	3,9 .15	6,7 .26	44,5 1.75	74,5 2.93	19,0 .75	24 .94	8,5 18.63	HCS-06-DK0-12S-045-S-OR-B-B-W3	
08	5/16"	-05	M18x1,5	-04	5,4 .21	8,2 .32	38,5 1.52	68,5 2.70	18,5 .73	22 .87	6,3 13.78	HCS-08-DK0-10S-045-S-OR-B-M-W3	
08	5/16"	-05	M20x1,5	-05	5,4 .21	8,2 .32	40,0 1.57	70,0 2.76	18,0 .71	24 .94	7,2 15.88	HCS-08-DK0-12S-045-S-OR-B-M-W3	
10	3/8"	-06	M20x1,5	-05	6,5 .26	9,9 .39	41,5 1.63	74,5 2.93	17,5 .69	24 .94	8,2 18.08	HCS-10-DK0-12S-045-S-OR-B-M-W3	
10	3/8"	-06	M22x1,5	-06	6,5 .26	9,9 .39	46,0 1.81	79,0 3.11	20,0 .79	27 1.06	11,1 24.37	HCS-10-DK0-14S-045-S-OR-B-M-W3	
10	3/8"	-06	M18x1,5	-04	6,5 .26	9,9 .39	44,0 1.73	77,5 3.05	19,0 .75	22 .87	8,6 18.96	HCS-10-DK0-10S-045-S-OR-B-B-W3	
10	3/8"	-06	M24x1,5	-08	6,5 .26	9,9 .39	58,5 2.30	92,0 3.62	24,0 .94	30 1.18	17,7 39.03	HCS-10-DK0-16S-045-S-OR-B-B-W3	
12	1/2"	-08	M24x1,5	-08	9,5 .37	13,0 .51	50,5 1.99	86,0 3.39	24,0 .94	30 1.18	14,7 32.41	HCS-12-DK0-16S-045-S-OR-B-M-W3	
12	1/2"	-08	M22x1,5	-06	9,5 .37	13,0 .51	51,5 2.03	87,0 3.43	22,0 .87	27 1.06	14,8 32.52	HCS-12-DK0-14S-045-S-OR-B-B-W3	
12	1/2"	-08	M30x2	-10	9,5 .37	13,0 .51	69,5 2.74	105,0 4.13	30,0 1.18	36 1.42	27,0 59.42	HCS-12-DK0-20S-045-S-OR-B-B-W3	
16	5/8"	-10	M30x2	-10	12,6 .50	16,0 .63	56,5 2.22	95,0 3.74	25,0 .98	36 1.42	21,8 47.96	HCS-16-DK0-20S-045-S-OR-B-M-W3	
16	5/8"	-10	M24x1,5	-08	12,6 .50	16,0 .63	57,0 2.24	95,5 3.76	23,5 .93	30 1.18	19,6 43.22	HCS-16-DK0-16S-045-S-OR-B-B-W3	
16	5/8"	-10	M36x2	-12	12,6 .50	16,0 .63	74,5 2.93	113,0 4.45	32,0 1.26	41 1.61	37,7 83.13	HCS-16-DK0-25S-045-S-OR-B-B-W3	

Dimension Y ± 2,5 mm / .10 in

Related Products and Accessories



Swage Ferrules

Pages 14-21



Straight Version

Pages 30-31



ECOVOS VA Version

Page 111



Mobile Interlocking Protection

Page 88



90° Version

Pages 34-35



MULTIVOS Version

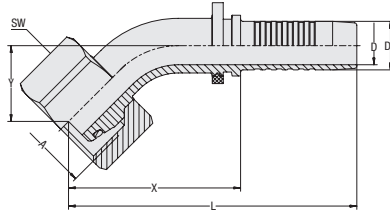
Page 148

45° Elbow Insert with Female Metric Nut Thread and 24° Taper / O-Ring Type DKOS 45° (Heavy Series)

Connection Type Female Metric Nut Thread
Sealing Type 24° Taper with O-Ring
Standard ISO 8434-1

Material Carbon Steel
Surface Finishing Zinc/Nickel-Plating
Sealing Material NBR (Buna-N®)

Suitable for use with mobile interlocking protection (nominal sizes DN 16 to DN 31)


A

Hose Size			Connection Size		Dimensions (mm/in)							Weight (kg/lbs) ca. per 100	Ordering Codes
DN	inch	Dash	Thread	Dash	D	D1	X	L	Y	SW (Hex)			
19	3/4"	-12	M36x2	-12	14,8 .58	19,1 .75	66,0 2.60	111,5 4.39	29,0 1.14	41 1.61	33,0 72.65	HCS-19-DKO-25S-045-S-OR-B-M-W3	
19	3/4"	-12	M36x2	-12	14,8 .58	19,1 .75	66,0 2.60	111,5 4.39	29,0 1.14	46 1.81	33,0 72.77	HCS-19-DKO-25S-045-S-OR-B-M-W3-SW46	
19	3/4"	-12	M30x2	-10	14,8 .58	19,1 .75	71,5 2.81	117,5 4.63	30,5 1.20	36 1.42	30,8 67.91	HCS-19-DKO-20S-045-S-OR-B-B-W3	
19	3/4"	-12	M42x2	-16	14,8 .58	19,1 .75	75,0 2.95	121,0 4.76	32,0 1.26	50 1.97	52,0 114.66	HCS-19-DKO-30S-045-S-OR-B-B-W3	
25	1"	-16	M42x2	-16	20,0 .79	25,9 1.02	83,0 3.27	138,0 5.43	36,5 1.44	50 1.97	58,6 129.10	HCS-25-DKO-30S-045-S-OR-B-M-W3	
25	1"	-16	M36x2	-12	20,0 .79	25,9 1.02	75,5 2.97	131,0 5.16	32,0 1.26	41 1.61	47,5 104.74	HCS-25-DKO-25S-045-S-OR-B-B-W3	
25	1"	-16	M52x2	-20	20,0 .79	25,9 1.02	86,0 3.39	141,0 5.55	37,5 1.48	60 2.36	83,6 184.23	HCS-25-DKO-38S-045-S-OR-B-B-W3	
31	1 1/4"	-20	M52x2	-20	26,0 1.02	32,5 1.28	101,5 4.00	161,5 6.36	41,5 1.63	60 2.36	92,6 204.18	HCS-31-DKO-38S-045-S-OR-B-M-W3	
31	1 1/4"	-20	M42x2	-16	26,0 1.02	32,5 1.28	86,5 3.41	146,5 5.77	35,5 1.40	50 1.97	76,6 168.90	HCS-31-DKO-30S-045-S-OR-B-B-W3	
38	1 1/2"	-24	M52x2	-20	31,0 1.22	38,9 1.53	107,0 4.21	174,5 6.87	44,5 1.75	60 2.36	117,3 258.65	HCS-38-DKO-38S-045-S-OR-B-B-W3	

Dimension Y ± 2,5 mm / .10 in

Related Products and Accessories

Swage Ferrules

Pages 14-21


Straight Version

Pages 30-31


ECOVOS VA Version

Page 111


Mobile Interlocking Protection

Page 88

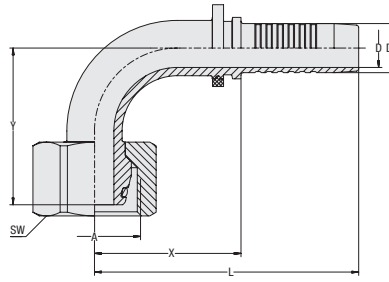

90° Version

Pages 34-35


MULTIVOS Version

Page 148

90° Elbow Insert with Female Metric Nut Thread and 24° Taper / O-Ring Type DKOS 90° (Heavy Series)



Connection Type Female Metric Nut Thread
Sealing Type 24° Taper with O-Ring
Standard ISO 8434-1

Material Carbon Steel
Surface Finishing Zinc/Nickel-Plating
Sealing Material NBR (Buna-N®)

Suitable for use with mobile interlocking protection (nominal sizes DN 16 to DN 31)

Hose Size			Connection Size		Dimensions (mm/in)							Weight (%/lbs) ca. per 100	Ordering Codes
DN	inch	Dash	Thread	Dash	D	D1	X	L	Y	SW (Hex)			
05	1/8"	-03	M16x1,5	-03	2,9 .11	5,1 .20	26,5 1.04	51,0 2.01	27,5 1.08	19 .75	4,0 8.82	HCS-05-DK0-08S-090-S-OR-B-M-W3	
06	1/4"	-04	M14x1,5	-02	3,9 .15	6,7 .26	33,5 1.32	63,5 2.50	29,0 1.14	17 .67	4,2 9.26	HCS-06-DK0-06S-090-W-OR-B-M-W3	
06	1/4"	-04	M16x1,5	-03	3,9 .15	6,7 .26	29,5 1.16	59,5 2.34	29,0 1.14	19 .75	4,5 9.92	HCS-06-DK0-08S-090-S-OR-B-M-W3	
06	1/4"	-04	M18x1,5	-04	3,9 .15	6,7 .26	31,0 1.22	61,0 2.40	31,5 1.24	22 .87	6,6 14.44	HCS-06-DK0-10S-090-S-OR-B-M-W3	
06	1/4"	-04	M20x1,5	-05	3,9 .15	6,7 .26	34,5 1.36	64,5 2.54	35,0 1.38	24 .94	8,9 19.62	HCS-06-DK0-12S-090-S-OR-B-B-W3	
08	5/16"	-05	M18x1,5	-04	5,4 .21	8,2 .32	31,0 1.22	61,0 2.40	31,5 1.24	22 .87	6,7 14.77	HCS-08-DK0-10S-090-S-OR-B-M-W3	
08	5/16"	-05	M20x1,5	-05	5,4 .21	8,2 .32	31,0 1.22	61,0 2.40	33,0 1.30	24 .94	7,8 17.09	HCS-08-DK0-12S-090-S-OR-B-M-W3	
10	3/8"	-06	M20x1,5	-05	6,5 .26	9,9 .39	37,5 1.48	71,0 2.80	36,0 1.42	24 .94	9,3 20.51	HCS-10-DK0-12S-090-S-OR-B-M-W3	
10	3/8"	-06	M22x1,5	-06	6,5 .26	9,9 .39	38,5 1.52	72,0 2.83	40,0 1.57	27 1.06	12,2 26.79	HCS-10-DK0-14S-090-S-OR-B-M-W3	
10	3/8"	-06	M18x1,5	-04	6,5 .26	9,9 .39	34,0 1.34	67,5 2.66	35,0 1.38	22 .87	9,1 19.96	HCS-10-DK0-10S-090-S-OR-B-B-W3	
10	3/8"	-06	M24x1,5	-08	6,5 .26	9,9 .39	46,0 1.81	80,0 3.15	47,5 1.87	30 1.18	19,2 42.34	HCS-10-DK0-16S-090-S-OR-B-B-W3	
12	1/2"	-08	M24x1,5	-08	9,5 .37	13,0 .51	40,0 1.57	75,5 2.97	47,0 1.85	30 1.18	16,1 35.50	HCS-12-DK0-16S-090-S-OR-B-M-W3	
12	1/2"	-08	M22x1,5	-06	9,5 .37	13,0 .51	40,5 1.59	76,0 2.99	41,0 1.61	27 1.06	15,6 34.40	HCS-12-DK0-14S-090-S-OR-B-B-W3	
12	1/2"	-08	M30x2	-10	9,5 .37	13,0 .51	55,5 2.19	91,0 3.58	58,0 2.28	36 1.42	29,3 64.61	HCS-12-DK0-20S-090-S-OR-B-B-W3	
16	5/8"	-10	M30x2	-10	12,6 .50	16,0 .63	49,0 1.93	86,5 3.41	52,0 2.05	36 1.42	23,9 52.70	HCS-16-DK0-20S-090-S-OR-B-M-W3	
16	5/8"	-10	M24x1,5	-08	12,6 .50	16,0 .63	45,5 1.79	84,0 3.31	46,5 1.83	30 1.18	21,1 46.42	HCS-16-DK0-16S-090-S-OR-B-B-W3	
16	5/8"	-10	M36x2	-12	12,6 .50	16,0 .63	61,5 2.42	100,0 3.94	64,5 2.54	41 1.61	41,8 92.17	HCS-16-DK0-25S-090-S-OR-B-B-W3	

Dimension Y ± 2,5 mm / .10 in

Related Products and Accessories



Swage Ferrules

Pages 14-21



Straight Version

Pages 30-31



ECOVOS VA Version

Page 112



Mobile Interlocking Protection

Page 88



45° Version

Pages 32-33



MULTIVOS Version

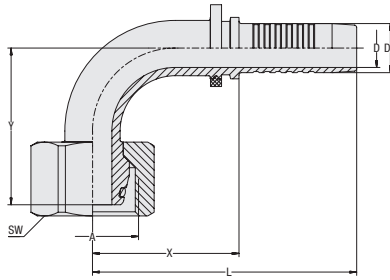
Page 149

90° Elbow Insert with Female Metric Nut Thread and 24° Taper / O-Ring Type DKOS 90° (Heavy Series)

Connection Type Female Metric Nut Thread
Sealing Type 24° Taper with O-Ring
Standard ISO 8434-1

Material Carbon Steel
Surface Finishing Zinc/Nickel-Plating
Sealing Material NBR (Buna-N®)

Suitable for use with mobile interlocking protection (nominal sizes DN 16 to DN 31)


A

Hose Size			Connection Size		Dimensions (mm/in)							Weight (kg/lbs) ca. per 100	Ordering Codes
DN	inch	Dash	Thread	Dash	D	D1	X	L	Y	SW (Hex)			
19	3/4"	-12	M36x2	-12	14,8 .58	19,1 .75	57,0 2.24	102,5 4.04	58,5 2.30	41 1.61	37,5 82.69	HCS-19-DKO-25S-090-S-OR-B-M-W3	
19	3/4"	-12	M36x2	-12	14,8 .58	19,1 .75	57,0 2.24	102,5 4.04	58,5 2.30	46 1.81	37,5 82.69	HCS-19-DKO-25S-090-S-OR-B-M-W3-SW46	
19	3/4"	-12	M30x2	-10	14,8 .58	19,1 .75	56,0 2.20	102,0 4.02	58,0 2.28	36 1.42	33,1 72.88	HCS-20-DKO-20S-090-S-OR-B-B-W3	
19	3/4"	-12	M42x2	-16	14,8 .58	19,1 .75	62,0 2.44	108,0 4.25	65,0 2.56	50 1.97	56,1 123.70	HCS-20-DKO-25S-090-S-OR-B-B-W3	
25	1"	-16	M42x2	-16	20,0 .79	25,9 1.02	70,5 2.78	125,5 4.94	74,0 2.91	50 1.97	66,2 145.86	HCS-25-DKO-30S-090-S-OR-B-M-W3	
25	1"	-16	M36x2	-12	20,0 .79	25,9 1.02	63,0 2.48	118,0 4.65	64,5 2.54	41 1.61	51,6 113.78	HCS-25-DKO-25S-090-S-OR-B-B-W3	
25	1"	-16	M52x2	-20	20,0 .79	25,9 1.02	73,0 2.87	128,0 5.04	77,5 3.05	60 2.36	91,3 201.32	HCS-25-DKO-38S-090-S-OR-B-B-W3	
31	1 1/4"	-20	M52x2	-16	26,0 1.02	32,5 1.28	88,0 3.46	147,5 5.81	87,0 3.43	60 2.36	105,6 232.74	HCS-31-DKO-38S-090-S-OR-B-M-W3	
31	1 1/4"	-20	M42x2	-16	26,0 1.02	32,5 1.28	75,5 2.97	135,5 5.33	75,0 2.95	50 1.97	84,4 186.10	HCS-31-DKO-30S-090-S-OR-B-B-W3	
38	1 1/2"	-24	M52x2	-20	31,0 1.22	38,9 1.53	93,5 3.68	161,0 6.34	93,5 3.68	60 2.36	129,8 286.21	HCS-38-DKO-38S-090-S-OR-B-B-W3	

Dimension Y ± 2,5 mm / .10 in

Related Products and Accessories

Swage Ferrules

Pages 14-21


Straight Version

Pages 30-31


ECOVOS VA Version

Page 112


Mobile Interlocking Protection

Page 88


45° Version

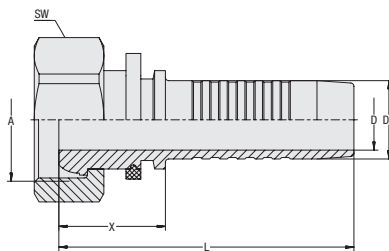
Pages 32-33


MULTIVOS Version

Page 149

Straight Insert with Female Metric Nut Thread Type DKK

A



Connection Type Female Metric Nut Thread
Sealing Type 60° Metal Seat (suitable for bore type Y)
Standard DIN 3863-B
Material Carbon Steel
Surface Finishing Zinc/Nickel-Plating

Hose Size			Connection Size		Dimensions (mm/in)					Weight (*10/100) ca. per 100	Ordering Codes
DN	inch	Dash	Thread	Dash	D	D1	X	L	SW (Hex)		
19	3/4"	-12	M30x1,5	-12	14,8	19,1	26,0	72,0	36	16,5	HCS-19-DKK-22LL-S-M-W3
					.58	.75	1.02	2.83	1.42	36.38	
25	1"	-16	M38x1,5	-16	20,0	25,9	27,0	82,0	46	29,8	HCS-25-DKK-28LL-S-M-W3
					.79	1.02	1.06	3.23	1.81	65.71	
31	1 1/4"	-20	M45x1,5	-20	26,0	32,5	28,0	88,0	50	37,1	HCS-31-DKK-35LL-S-M-W3
					1.02	1.28	1.10	3.46	1.97	81.81	
38	1 1/2"	-24	M52x1,5	-24	31,0	38,9	28,5	96,0	60	56,0	HCS-38-DKK-42LL-S-M-W3
					1.22	1.53	1.12	3.78	2.36	123.48	
51	2"	-32	M65x2	-32	40,0	51,6	32,5	107,5	75	113,2	HCS-51-DKK-50LL-S-M-W3
					1.57	2.03	1.28	4.23	2.95	249.61	

Related Products and Accessories



Swage Ferrules

Pages 14-21



45° Version

Page 45



90° Version

Page 46



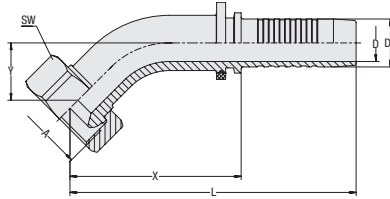
ECOVOS VA Version

Page 113

**45° Elbow Insert with Female Metric Thread and Metal Seat
Type DKK 45°**

Connection Type Female Metric Nut Thread
Sealing Type 60° Metal Seat (suitable for bore type Y)
Standard DIN 3863-B

Material Carbon Steel
Surface Finishing Zinc/Nickel-Plating


A

Hose Size			Connection Size		Dimensions (mm/in)							Weight (kg/lbs) ca. per 100	Ordering Codes
DN	inch	Dash	Thread	Dash	D	D1	X	L	Y	SW (Hex)			
19	3/4"	-12	M30x1,5	-12	14,8	19,1	68,0	114,0	26,0	36	24,4	HCS-19-DKK-22LL-045-S-M-W3	
					.58	.75	2.68	4.49	1.02	1.42	53.80		
25	1"	-16	M38x1,5	-16	20,0	25,9	88,5	143,5	32,5	46	46,4	HCS-25-DKK-28LL-045-S-M-W3	
					.79	1.02	3.48	5.65	1.28	1.81	102.31		
31	1 1/4"	-20	M45x1,5	-20	26,0	32,5	109,5	169,0	36,0	50	68,7	HCS-31-DKK-35LL-045-S-M-W3	
					1.02	1.28	4.31	6.65	1.42	1.97	151.48		
38	1 1/2"	-24	M52x1,5	-24	31,0	38,9	131,5	199,0	52,0	60	116,7	HCS-38-DKK-42LL-045-S-M-W3	
					1.22	1.53	5.18	7.83	2.05	2.36	257.32		

Dimension Y ± 2,5 mm / .10 in

Related Products and Accessories

Swage Ferrules

Pages 14-21

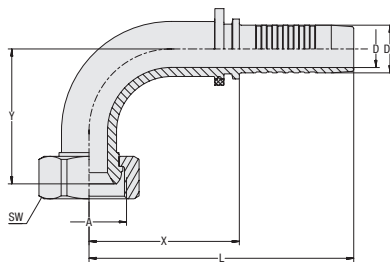

Straight Version

Page 44


90° Version

Page 46

**90° Elbow Insert with Female Metric Thread and Metal Seat
Type DKK 90°**



Connection Type Female Metric Nut Thread
Sealing Type 60° Metal Seat (suitable for bore type Y)
Standard DIN 3863-B
Material Carbon Steel
Surface Finishing Zinc/Nickel-Plating

Hose Size			Connection Size		Dimensions (mm/in)							Weight (*90/100) ca. per 100	Ordering Codes
DN	inch	Dash	Thread	Dash	D	D1	X	L	Y	SW (Hex)			
19	3/4"	-12	M30x1,5	-12	14,8	19,1	60,2	106,0	54,0	36	28,0	HCS-19-DKK-22LL-090-S-M-W3	
					.58	.75	2.37	4.17	2.13	1.42	61.74		
25	1"	-16	M38x1,5	-16	20,0	25,9	78,0	133,0	70,9	46	53,9	HCS-25-DKK-28LL-090-S-M-W3	
					.79	1.02	3.07	5.24	2.79	1.81	118.85		
31	1 1/4"	-20	M45x1,5	-20	26,0	32,5	102,0	162,0	81,0	50	81,5	HCS-31-DKK-35LL-090-S-M-W3	
					1.02	1.28	4.02	6.38	3.19	1.97	179.71		
38	1 1/2"	-24	M52x1,5	-24	31,0	38,9	112,5	180,0	108,5	60	138,0	HCS-38-DKK-42LL-090-S-M-W3	
					1.22	1.53	4.43	7.09	4.27	2.36	304.29		

Dimension Y ± 2,5 mm / .10 in

Related Products and Accessories



Swage Ferrules

Pages 14-21



Straight Version

Page 44



ECOVS VA Version

Page 115



45° Version

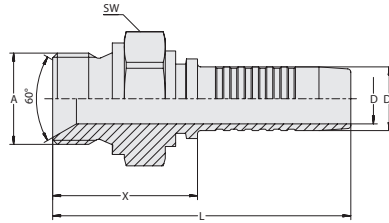
Page 45

**Straight Insert with Male BSPP Thread and 60° Conical Bore
Type AGR**

Connection Type Male BSPP Thread
Sealing Type 60° Conical Bore
Standard ISO 8434-6, BS 5200

Material Carbon Steel
Surface Finishing Zinc/Nickel-Plating

Suitable for use with mobile interlocking protection
(nominal sizes DN 16 to DN 31)


A

Hose Size			Connection Size		Dimensions (mm/in)						Weight	Ordering Codes
DN	inch	Dash	Thread	Dash	D	D1	X	L	SW (Hex)	(*9/16) ca. per 100		
06	1/4"	-04	G 1/4"	-04	3,9	6,7	29,0	59,0	19	3,9	HCS-06-AGR-04-M-W3	
					.15	.26	1.14	2.32	.75	8.49		
06	1/4"	-04	G 3/8"	-06	3,9	6,7	30,5	60,5	22	5,3	HCS-06-AGR-06-M-W3	
					.15	.26	1.20	2.38	.87	11.69		
06	1/4"	-04	G 1/2"	-08	3,9	6,7	33,5	64,0	27	8,8	HCS-06-AGR-08-M-W3	
					.15	.26	1.32	2.52	1.06	19.29		
08	5/16"	-05	G 1/4"	-04	5,4	8,2	28,5	59,0	19	4,0	HCS-08-AGR-04-M-W3	
					.21	.32	1.12	2.32	.75	8.82		
08	5/16"	-05	G 3/8"	-06	5,4	8,2	30,0	60,5	22	5,5	HCS-08-AGR-06-M-W3	
					.21	.32	1.18	2.38	.87	12.13		
08	5/16"	-05	G 1/2"	-08	5,4	8,2	33,5	64,0	27	9,0	HCS-08-AGR-08-M-W3	
					.21	.32	1.32	2.52	1.06	19.85		
10	3/8"	-06	G 3/8"	-06	6,5	9,9	30,0	63,5	22	6,3	HCS-10-AGR-06-M-W3	
					.26	.39	1.18	2.50	.87	13.78		
10	3/8"	-06	G 1/2"	-08	6,5	9,9	33,5	67,0	27	9,0	HCS-10-AGR-08-M-W3	
					.26	.39	1.32	2.64	1.06	19.85		
12	1/2"	-08	G 1/2"	-08	9,5	13,0	34,5	70,0	27	10,1	HCS-12-AGR-08-M-W3	
					.37	.51	1.36	2.76	1.06	22.27		
12	1/2"	-08	G 3/8"	-06	9,5	13,0	31,0	66,5	22	6,7	HCS-12-AGR-06-M-W3	
					.26	.38	1.10	2.74	.87	14.99		
12	1/2"	-08	G 5/8"	-10	9,5	13,0	36,5	72,0	28	11,7	HCS-12-AGR-10-M-W3	
					.37	.51	1.44	2.83	1.10	25.69		
12	1/2"	-08	G 3/4"	-12	9,5	13,0	37,0	72,6	32	13,3	HCS-12-AGR-12-M-W3	
					.37	.51	1.46	2.86	1.26	29.33		
16	5/8"	-10	G 5/8"	-10	12,6	16,0	36,5	75,0	30	12,4	HCS-16-AGR-10-M-W3	
					.50	.63	1.44	2.95	1.18	27.34		
16	5/8"	-10	G 3/4"	-12	12,6	16,0	37,5	76,0	32	13,9	HCS-16-AGR-12-M-W3	
					.50	.63	1.48	2.99	1.26	30.65		
19	3/4"	-12	G 3/4"	-12	14,8	19,1	38,0	84,0	32	16,6	HCS-19-AGR-12-M-W3	
					.58	.75	1.50	3.31	1.26	36.60		
19	3/4"	-12	G 1"	-16	14,8	19,1	42,0	88,0	41	24,4	HCS-19-AGR-16-M-W3	
					.58	.75	1.65	3.46	1.61	53.69		
25	5/16"	-05	G 1"	-16	20,0	25,9	43,0	98,5	41	30,8	HCS-25-AGR-16-M-W3	
					.79	1.02	1.69	3.88	1.61	67.91		
25	5/16"	-05	G 1 1/4"	-20	20,0	25,9	45,5	100,5	50	40,2	HCS-25-AGR-20-M-W3	
					.79	1.02	1.79	3.96	1.97	88.64		
31	1 1/4"	-20	G 1 1/4"	-20	26,0	32,5	46,5	106,5	50	47,1	HCS-31-AGR-20-M-W3	
					1.02	1.28	1.83	4.19	1.97	103.90		
38	1 1/2"	-24	G 1 1/2"	-24	31,0	38,9	52,5	120,5	55	69,3	HCS-38-AGR-24-M-W3	
					1.22	1.53	2.07	4.74	2.17	152.81		
51	2"	-32	G 2"	-32	40,0	51,6	60,0	135,5	70	134,6	HCS-51-AGR-32-M-W3	
					1.57	2.03	2.36	5.33	2.76	296.79		

Related Products and Accessories

Swage Ferrules

Pages 14-21


ECOVOS VA Version

Page 116


MULTIVOS Version

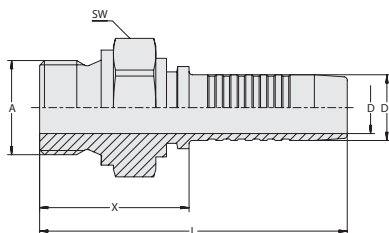
Page 150


Mobile Interlocking Protection

Page 88

Straight Insert with Male BSPP Thread Type AGRF

A



Connection Type Male BSPP Thread
Sealing Type Sealing Surface

Material Carbon Steel
Surface Finishing Zinc/Nickel-Plating

Suitable for use with mobile interlocking protection
(nominal sizes DN 16 to DN 31)

Hose Size			Connection Size		Dimensions (mm/in)						Weight (kg/lbs) ca. per 100	Ordering Codes
DN	inch	Dash	Thread	Dash	D	D1	X	L	SW (Hex)			
06	1/4"	-04	G 1/4"	-04	3,9	6,7	19,5	54,5	19	3,1	HCS-06-AGRF-04-M-W3	
					.15	.26	.77	2.15	.75	6.90		
10	3/8"	-06	G 1/4"	-04	6,5	9,9	20,0	58,3	19	3,7	HCS-10-AGRF-04-M-W3	
					.26	.39	.79	2.30	.75	8.16		
10	3/8"	-06	G 3/8"	-06	6,5	9,9	23,3	61,6	22	5,6	HCS-10-AGRF-06-M-W3	
					.26	.39	.92	2.43	.87	12.35		
10	3/8"	-06	G 1/2"	-08	6,5	9,9	25,9	64,2	27	8,5	HCS-10-AGRF-08-M-W3	
					.26	.39	1.02	2.53	1.06	18.74		
12	1/2"	-08	G 3/8"	-06	9,5	13,0	22,7	63,7	22	5,8	HCS-12-AGRF-06-M-W3	
					.37	.51	.89	2.51	.87	12.79		
12	1/2"	-08	G 1/2"	-08	9,5	13,0	25,3	66,3	27	8,5	HCS-12-AGRF-08-M-W3	
					.37	.51	1.00	2.61	1.06	18.74		
12	1/2"	-08	G 3/4"	-12	9,5	13,0	30,6	71,6	32	14,5	HCS-12-AGRF-12-M-W3	
					.37	.51	1.20	2.82	1.26	31.97		
16	5/8"	-10	G 3/4"	-12	12,6	16,0	30,6	74,6	32	14,0	HCS-16-AGRF-12-M-W3	
					.50	.63	1.20	2.94	1.26	30.87		
19	3/4"	-12	G 3/4"	-12	14,8	19,1	30,7	82,7	32	15,0	HCS-19-AGRF-12-M-W3	
					.58	.75	1.21	3.26	1.26	33.08		
19	3/4"	-12	G 1"	-16	14,8	19,1	36,5	88,5	41	28,5	HCS-19-AGRF-16-M-W3	
					.58	.75	1.44	3.48	1.61	62.84		
25	1"	-16	G 1"	-16	20,0	25,9	37,8	99,8	41	30,9	HCS-25-AGRF-16-M-W3	
					.79	1.02	1.49	3.93	1.61	68.13		
25	1"	-16	G 1 1/4"	-20	20,0	25,9	40,2	102,2	50	48,7	HCS-25-AGRF-20-M-W3	
					.79	1.02	1.58	4.02	1.97	107.38		
31	1 1/4"	-20	G 1 1/4"	-20	26,0	32,5	48,2	108,2	50	48,6	HCS-31-AGRF-20-M-W3	
					1.02	1.28	1.90	4.26	1.97	107.16		

Related Products and Accessories



Swage Ferrules

Pages 14-21



Mobile Interlocking Protection

Page 88



ECOVOS VA Version

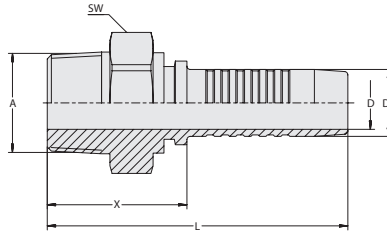
Page 118

**Straight Insert with Male BSPT Thread
Type AGRK**

Connection Type Male BSPT Thread
Sealing Type Tapered Thread

Material Carbon Steel
Surface Finishing Zinc/Nickel-Plating

Suitable for use with mobile interlocking protection
(nominal sizes DN 16 to DN 31)


A

Hose Size			Connection Size		Dimensions (^{mm} / _{in})						Weight (^{kg} / _{lbs}) ca. per 100	Ordering Codes
DN	inch	Dash	Thread	Dash	D	D1	X	L	SW (Hex)			
06	1/4"	-04	R 1/8"	-03	3,9	6,7	23,4	53,6	14	2,0	HCS-06-AGRK-03-M-W3	
					.15	.26	.92	2.11	.55	4.41		
06	1/4"	-04	R 1/4"	-04	3,9	6,7	30,8	61,0	17	3,1	HCS-06-AGRK-04-M-W3	
					.15	.26	1.21	2.40	.67	6.84		
06	1/4"	-04	R 3/8"	-06	3,9	6,7	30,5	60,7	19	4,8	HCS-06-AGRK-06-M-W3	
					.15	.26	1.20	2.39	.75	10.58		
08	5/16"	-05	R 3/8"	-06	5,4	8,0	30,9	61,1	19	4,5	HCS-08-AGRK-06-M-W3	
					.21	.31	1.22	2.41	.75	9.92		
10	3/8"	-06	R 3/8"	-06	6,5	9,6	30,3	63,8	19	5,1	HCS-10-AGRK-06-M-W3	
					.26	.38	1.19	2.51	.75	11.25		
10	3/8"	-06	R 1/2"	-08	6,5	9,6	36,7	70,2	22	8,6	HCS-10-AGRK-08-M-W3	
					.26	.38	1.44	2.76	.87	18.96		
12	1/2"	-08	R 1/2"	-08	9,5	12,8	37,4	72,9	22	8,6	HCS-12-AGRK-08-M-W3	
					.37	.50	1.47	2.87	.87	18.96		
16	5/8"	-10	R 5/8"	-10	12,6	16,0	39,3	77,8	27	11,3	HCS-16-AGRK-10-M-W3	
					.50	.63	1.55	3.06	1.06	24.92		
16	5/8"	-10	R 3/4"	-12	12,6	16,0	41,6	80,1	30	15,0	HCS-16-AGRK-12-M-W3	
					.50	.63	1.64	3.15	1.18	33.08		
19	3/4"	-12	R 3/4"	-12	14,8	19,1	40,6	86,6	30	15,8	HCS-19-AGRK-12-M-W3	
					.58	.75	1.60	3.41	1.18	34.84		
25	1"	-16	R 1"	-16	20,0	25,9	55,2	104,3	36	28,6	HCS-25-AGRK-16-M-W3	
					.79	1.02	2.17	4.11	1.42	63.06		
31	1 1/4"	-20	R 1 1/4"	-20	26,0	32,5	60,0	116,0	46	50,0	HCS-31-AGRK-20-M-W3	
					1.02	1.28	2.36	4.57	1.81	110.25		
38	1 1/2"	-24	R 1 1/2"	-24	31,0	38,9	57,8	125,5	50	66,5	HCS-38-AGRK-24-M-W3	
					1.22	1.53	2.28	4.94	1.97	146.63		

Related Products and Accessories

Swage Ferrules

Pages 14-21


Mobile Interlocking Protection

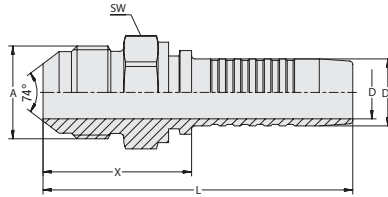
Page 88


ECOVOS VA Version

Page 119

**Straight Insert with Male UN/UNF Thread and 74° Taper
Type AGJ**

A



Connection Type Male UN/UNF Thread
Sealing Type 74° Taper
Standard ISO 8434-2

Material Carbon Steel
Surface Finishing Zinc/Nickel-Plating

Suitable for use with mobile interlocking protection
 (nominal sizes DN 16 to DN 31)

Hose Size			Connection Size		Dimensions (mm/in)						Weight	Ordering Codes
DN	inch	Dash	Thread	Dash	D	D1	X	L	SW (Hex)	(*9/16) ca. per 100		
06	1/4"	-04	7/16"-20 UNF	-04	3,9 .15	6,7 .26	28,0 1.10	58,0 2.28	14 .55	2,4 .09	HCS-06-AGJ-04-M-W3	
06	1/4"	-04	1/2"-20 UNF	-05	3,9 .15	6,7 .26	28,0 1.10	58,0 2.28	14 .55	2,5 .10	HCS-06-AGJ-05-M-W3	
06	1/4"	-04	9/16"-18 UNF	-06	3,9 .15	6,7 .26	28,0 1.10	58,0 2.28	17 .67	3,1 .12	HCS-06-AGJ-06-M-W3	
08	5/16"	-05	1/2"-20 UNF	-05	5,4 .21	8,2 .32	28,0 1.10	58,0 2.28	14 .55	2,7 .11	HCS-08-AGJ-05-M-W3	
08	5/16"	-05	9/16"-18 UNF	-06	5,4 .21	8,2 .32	28,0 1.10	58,0 2.28	17 .67	3,2 .12	HCS-08-AGJ-06-M-W3	
08	5/16"	-05	3/4"-16 UNF	-08	5,4 .21	8,2 .32	31,5 1.24	62,0 2.44	22 .87	5,3 .21	HCS-08-AGJ-08-M-W3	
10	3/8"	-06	9/16"-18 UNF	-06	6,5 .26	9,9 .39	28,0 1.10	61,5 2.42	17 .67	3,9 .15	HCS-10-AGJ-06-M-W3	
10	3/8"	-06	1/2"-20 UNF	-05	6,5 .26	9,9 .39	29,0 1.14	62,5 2.46	14 .55	3,1 .12	HCS-10-AGJ-05-M-W3	
10	3/8"	-06	3/4"-16 UNF	-08	6,5 .26	9,9 .39	31,5 1.24	65,0 2.56	22 .87	5,9 .23	HCS-10-AGJ-08-M-W3	
10	3/8"	-06	7/8"-14 UNF	-10	6,5 .26	9,9 .39	35,0 1.38	68,5 2.70	24 .94	7,5 .29	HCS-10-AGJ-10-M-W3	
12	1/2"	-08	3/4"-16 UNF	-08	9,5 .37	13,0 .51	32,5 1.28	68,0 2.68	22 .87	6,7 .26	HCS-12-AGJ-08-M-W3	
12	1/2"	-08	7/8"-14 UNF	-10	9,5 .37	13,0 .51	35,5 1.40	71,0 2.80	24 .94	8,3 .32	HCS-12-AGJ-10-M-W3	
12	1/2"	-08	1 1/16"-12 UN	-12	9,5 .37	13,0 .51	40,0 1.57	75,5 2.97	30 1.18	13,0 .51	HCS-12-AGJ-12-M-W3	
16	5/8"	-10	7/8"-14 UNF	-10	12,6 .50	16,0 .63	35,5 1.40	74,0 2.91	24 .94	8,8 .34	HCS-16-AGJ-10-M-W3	
16	5/8"	-10	1 1/16"-12 UN	-12	12,6 .50	16,0 .63	40,0 1.57	78,5 3.09	30 1.18	13,2 .52	HCS-16-AGJ-12-M-W3	
19	3/4"	-12	1 1/16"-12 UN	-12	14,8 .58	19,1 .75	40,5 1.59	86,5 3.41	30 1.18	15,5 .61	HCS-19-AGJ-12-M-W3	
19	3/4"	-12	1 5/16"-12 UN	-16	14,8 .58	19,1 .75	43,0 1.69	89,0 3.50	36 1.42	20,4 .80	HCS-19-AGJ-16-M-W3	
25	1"	-16	1 5/16"-12 UN	-16	20,0 .79	25,9 1.02	44,5 1.75	99,5 3.92	36 1.42	22,6 .89	HCS-25-AGJ-16-M-W3	
25	1"	-16	1 5/8"-12 UN	-20	20,0 .79	25,9 1.02	48,0 1.89	103,0 4.06	46 1.81	44,0 1.73	HCS-25-AGJ-20-M-W3	
31	1 1/4"	-20	1 5/8"-12 UN	-20	26,0 1.02	32,5 1.28	49,0 1.93	109,0 4.29	46 1.81	43,6 1.72	HCS-31-AGJ-20-M-W3	
31	1 1/4"	-20	1 7/8"-12 UN	-24	26,0 1.02	32,5 1.28	54,0 2.13	114,0 4.49	50 1.97	60,3 2.37	HCS-31-AGJ-24-M-W3	
38	1 1/2"	-24	1 7/8"-12 UN	-24	31,0 1.22	38,9 1.53	55,5 2.19	123,0 4.84	50 1.97	61,1 2.41	HCS-38-AGJ-24-M-W3	
51	2"	-32	2.1/2"-12 UN	-32	40,0 1.57	51,6 2.03	67,0 2.64	142,0 5.59	65 2.56	129,0 5.08	HCS-51-AGJ-32-M-W3	

Related Products and Accessories



Swage Ferrules

Pages 14-21



ECOVOS VA Version

Page 117



MULTIVOS Version

Page 151



Mobile Interlocking Protection

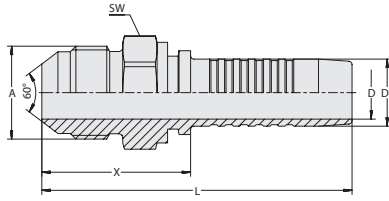
Page 88

**Straight Insert with Male BSPP Thread and 60° Taper
Type AGJG**

Connection Type Male BSPP Thread
Sealing Type 60° Taper
Standard JIS 8363 (KOMATSU)

Material Carbon Steel
Surface Finishing Zinc/Nickel-Plating

Suitable for use with mobile interlocking protection
(nominal size DN 19)


A

Hose Size			Connection Size		Dimensions (^{mm} / _{in})						Weight (^{kg} / _{lbs}) ca. per 100	Ordering Codes
DN	inch	Dash	Thread	Dash	D	D1	X	L	SW (Hex)			
06	1/4"	-04	G 1/4"	-04	3,9	6,7	28,3	58,5	17	3,2		
					.15	.26	1.11	2.30	.67	.12	HCS-06-AGJG-04-M-W3-KOM	
08	5/16"	-05	G 3/8"	-06	5,4	8,2	31,3	61,5	19	4,0		
					.21	.32	1.23	2.42	.75	.16	HCS-08-AGJG-06-M-W3-KOM	
10	3/8"	-06	G 3/8"	-06	6,5	9,9	31,3	64,8	19	5,3		
					.26	.39	1.23	2.55	.75	.21	HCS-10-AGJG-06-M-W3-KOM	
12	1/2"	-08	G 1/2"	-08	9,5	13,0	35,6	71,1	22	5,9		
					.37	.51	1.40	2.80	.87	.23	HCS-12-AGJG-08-M-W3-KOM	
19	3/4"	-12	G 3/4"	-12	14,8	19,1	39,7	85,7	30	13,1		
					.58	.75	1.56	3.37	1.18	.52	HCS-19-AGJG-12-M-W3-KOM	

Related Products and Accessories

Swage Ferrules

Pages 14-21


Mobile Interlocking Protection

Page 88


45° Version

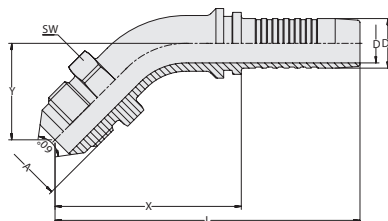
Page 52


90° Version

Page 53

**45° Elbow Insert with Male BSPP Thread and 60° Taper
Type AGJG 45°**

A



Connection Type Male BSPP Thread
Sealing Type 60° Taper
Standard JIS 8363 (KOMATSU)

Material Carbon Steel
Surface Finishing Zinc/Nickel-Plating

Suitable for use with mobile interlocking protection
 (nominal size DN 19)

Hose Size			Connection Size		Dimensions (mm/in)								Weight	Ordering Codes
DN	inch	Dash	Thread	Dash	D	D1	X	L	Y	SW (Hex)	(kg/lbs) ca. per 100			
06	1/4"	-04	G 1/4"	-04	3,9	6,7	50,4	80,6	26,5	17	3,6			
					.15	.26	1.98	3.17	1.04	.67	7.94			
08	5/16"	-05	G 3/8"	-06	5,4	8,2	51,3	81,5	28,0	19	5,0			
					.21	.32	2.02	3.21	1.10	.75	10.91			
10	3/8"	-06	G 3/8"	-06	6,5	9,9	53,4	87,2	25,5	19	6,5			
					.26	.39	2.10	3.43	1.00	.75	14.33			
12	1/2"	-08	G 1/2"	-08	9,5	13,0	55,4	90,9	29,0	22	7,2			
					.37	.51	2.18	3.58	1.14	.87	15.88			
19	3/4"	-12	G 3/4"	-12	14,8	19,1	72,2	118,7	39,5	30	15,9			
					.58	.75	2.84	4.67	1.56	1.18	35.06			

Dimension Y ± 2,5 mm / .10 in

Related Products and Accessories



Swage Ferrules

Pages 14-21



Mobile Interlocking Protection

Page 88



Straight Version

Page 51



90° Version

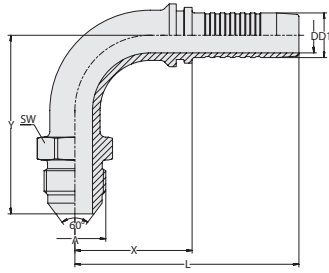
Page 53

**90° Elbow Insert with Male BSPP Thread and 60° Taper
Type AGJG 90°**

Connection Type Male BSPP Thread
Sealing Type 60° Taper
Standard JIS 8363 (KOMATSU)

Material Carbon Steel
Surface Finishing Zinc/Nickel-Plating

Suitable for use with mobile interlocking protection
(nominal size DN 19)


A

Hose Size			Connection Size		Dimensions (mm/in)							Weight (*10/lbs) ca. per 100	Ordering Codes
DN	inch	Dash	Thread	Dash	D	D1	X	L	Y	SW (Hex)			
06	1/4"	-04	G 1/4"	-04	3,9	6,7	32,8	63,0	46,1	17	3,9	HCS-06-AGJG-04-090-M-W3-KOM	
					.15	.26	1.29	2.48	1.81	.67	8.60		
08	5/16"	-05	G 3/8"	-06	5,4	8,2	32,3	62,5	48,0	19	5,4	HCS-08-AGJG-06-090-M-W3-KOM	
					.21	.32	1.27	2.46	1.89	.75	11.91		
10	3/8"	-06	G 3/8"	-06	6,5	9,9	37,0	70,5	51,9	19	7,7	HCS-10-AGJG-06-090-M-W3-KOM	
					.26	.39	1.46	2.78	2.04	.75	16.98		
12	1/2"	-08	G 1/2"	-08	9,5	13,0	38,5	74,0	53,6	22	8,4	HCS-12-AGJG-08-090-M-W3-KOM	
					.37	.51	1.52	2.91	2.11	.87	18.41		
19	3/4"	-12	G 3/4"	-12	14,8	19,1	62,8	108,8	74,9	30	18,4	HCS-19-AGJG-12-090-M-W3-KOM	
					.58	.75	2.47	4.28	2.95	1.18	40.57		

Dimension Y ± 2,5 mm / .10 in

Related Products and Accessories

Swage Ferrules

Pages 14-21


Mobile Interlocking Protection

Page 88


Straight Version

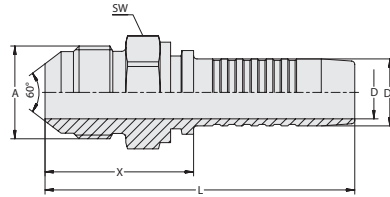
Page 51


45° Version

Page 52

Straight Insert with Male Metric Thread and 60° Taper Type AGJM

A



Connection Type Male Metric Thread
Sealing Type 60° Taper
Standard JIS 8363 (KOMATSU)

Material Carbon Steel
Surface Finishing Zinc/Nickel-Plating

Suitable for use with mobile interlocking protection (nominal sizes DN 16 to DN 31)

Hose Size			Connection Size		Dimensions (mm/in)					Weight (kg/lbs) ca. per 100	Ordering Codes
DN	inch	Dash	Thread	D	D1	X	L	SW (Hex)			
06	1/4"	-04	M14x1,5	3,9	6,7	29,6	59,8	14	2,7	HCS-06-AGJM-M14-M-W3-KOM	
				.15	.26	1.17	2.35	.55	5.95		
06	1/4"	-04	M16x1,5	3,9	6,7	30,6	60,8	17	4,0	HCS-06-AGJM-M16-M-W3-KOM	
				.15	.26	1.20	2.39	.67	8.82		
10	3/8"	-06	M16x1,5	6,5	9,9	30,6	69,1	17	4,0	HCS-10-AGJM-M16-M-W3-KOM	
				.26	.39	1.20	2.72	.67	8.82		
10	3/8"	-06	M18x1,5	6,5	9,9	31,4	64,9	19	5,0	HCS-10-AGJM-M18-M-W3-KOM	
				.26	.39	1.24	2.56	.75	11.03		
10	3/8"	-06	M20x1,5	6,5	9,9	34,6	68,1	22	7,0	HCS-10-AGJM-M20-M-W3-KOM	
				.26	.39	1.36	2.68	.87	15.44		
12	1/2"	-08	M22x1,5	9,5	13,0	36,2	71,7	22	8,2	HCS-12-AGJM-M22-M-W3-KOM	
				.37	.51	1.43	2.82	.87	18.08		
12	1/2"	-08	M24x1,5	9,5	13,0	38,4	73,9	24	10,2	HCS-12-AGJM-M24-M-W3-KOM	
				.37	.51	1.51	2.91	.94	22.49		
16	5/8"	-10	M24x1,5	12,6	16,0	39,0	77,5	24	9,7	HCS-16-AGJM-M24-M-W3-KOM	
				.50	.63	1.54	3.05	.94	21.39		
16	5/8"	-10	M28x1,5	12,6	16,0	42,2	80,7	30	15,3	HCS-16-AGJM-M28-M-W3-KOM	
				.50	.63	1.66	3.18	1.18	33.74		
19	3/4"	-12	M30x1,5	14,8	19,1	44,8	90,8	30	18,3	HCS-19-AGJM-M30-M-W3-KOM	
				.58	.75	1.76	3.57	1.18	40.35		
25	1"	-16	M33x1,5	20,0	25,9	53,5	108,7	36	28,2	HCS-25-AGJM-M33-M-W3-KOM	
				.79	1.02	2.11	4.28	1.42	62.18		
31	1 1/4"	-20	M36x1,5	26,0	32,5	58,2	118,2	41	42,1	HCS-31-AGJM-M36-M-W3-KOM	
				1.02	1.28	2.29	4.65	1.61	92.83		
38	1 1/2"	-24	M42x1,5	31,0	38,9	60,6	128,3	46	52,7	HCS-38-AGJM-M42-M-W3-KOM	
				1.22	1.53	2.39	5.05	1.81	116.20		

Related Products and Accessories



Swage Ferrules

Pages 14-21



Mobile Interlocking Protection

Page 88



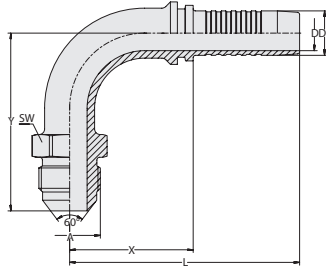
90° Version

Page 55

**90° Elbow Insert with Male Metric Thread and 60° Taper
Type AGJM 90°**

Connection Type Male Metric Thread
Sealing Type 60° Taper
Standard JIS 8363 (KOMATSU)

Material Carbon Steel
Surface Finishing Zinc/Nickel-Plating


A

Hose Size			Connection Size	Dimensions (mm/in)							Weight (^{kg} /lbs) ca. per 100	Ordering Codes
DN	inch	Dash	Thread	D	D1	X	L	Y	SW (Hex)			
10	3/8"	-06	M18x1,5	6,5	9,9	37,0	70,5	52,5	19	8,3	HCS-10-AGJM-M18-090-M-W3-KOM	
				.26	.39	1.46	2.78	2.07	.75	18.30		
10	3/8"	-06	M20x1,5	6,5	9,9	37,0	70,5	55,7	22	10,2	HCS-10-AGJM-M20-090-M-W3-KOM	
				.26	.39	1.46	2.78	2.19	.87	22.49		
12	1/2"	-08	M20x1,5	9,5	13,0	38,5	74,0	55,7	22	11,4	HCS-12-AGJM-M20-090-M-W3-KOM	
				.37	.51	1.52	2.91	2.19	.87	25.14		

Dimension Y ± 2,5 mm / .10 in

Related Products and Accessories

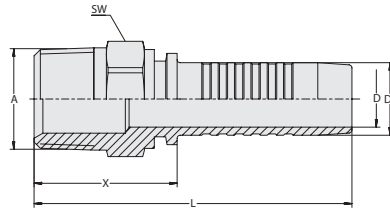
Swage Ferrules

Pages 14-21


Straight Version

Page 54

**Straight Insert with Male NPTF Thread and 60° Conical Bore
Type AGN**



Connection Type Male NPTF Thread
Sealing Type Tapered Thread and 60° Conical Bore
Standard SAE J 516

Material Carbon Steel
Surface Finishing Zinc/Nickel-Plating

Suitable for use with mobile interlocking protection
 (nominal sizes DN 16 to DN 31)

Hose Size			Connection Size		Dimensions (mm/in)						Weight	Ordering Codes
DN	inch	Dash	Thread	Dash	D	D1	X	L	SW (Hex)	(kg/lbs) ca. per 100		
06	1/4"	-04	1/4"-18 NPTF	-04	3,9	6,7	28,0	58,0	14	2,8	HCS-06-AGN-04-M-W3	
					.15	.26	1.10	2.28	.55	6.06		
06	1/4"	-04	1/8"-27 NPTF	-03	3,9	6,7	23,0	53,0	12	1,9	HCS-06-AGN-03-M-W3	
					.15	.26	.91	2.09	.47	4.08		
06	1/4"	-04	3/8"-18 NPTF	-06	3,9	6,7	28,5	58,5	19	3,9	HCS-06-AGN-06-M-W3	
					.15	.26	1.12	2.30	.75	8.49		
08	5/16"	-05	1/4"-18 NPTF	-04	5,4	8,2	28,0	58,0	14	3,0	HCS-08-AGN-04-M-W3	
					.21	.32	1.10	2.28	.55	6.50		
08	5/16"	-05	3/8"-18 NPTF	-06	5,4	8,2	28,5	59,0	19	4,1	HCS-08-AGN-06-M-W3	
					.21	.32	1.12	2.32	.75	8.93		
10	3/8"	-06	3/8"-18 NPTF	-06	6,5	9,9	28,5	62,0	19	4,6	HCS-10-AGN-06-M-W3	
					.26	.39	1.12	2.44	.75	10.14		
10	3/8"	-06	1/4"-18 NPTF	-04	6,5	9,9	29,0	62,5	14	3,6	HCS-10-AGN-04-M-W3	
					.26	.39	1.14	2.46	.55	7.83		
10	3/8"	-06	1/2"-14 NPTF	-08	6,5	9,9	34,5	68,0	22	6,7	HCS-10-AGN-08-M-W3	
					.26	.39	1.36	2.68	.87	14.77		
12	5/16"	-05	1/2"-14 NPTF	-08	9,5	13,0	35,0	70,5	22	7,5	HCS-12-AGN-08-M-W3	
					.37	.51	1.38	2.78	.87	16.54		
12	5/16"	-05	3/8"-18 NPTF	-06	9,5	13,0	29,5	65,0	19	5,6	HCS-12-AGN-06-M-W3	
					.37	.51	1.16	2.56	.75	12.35		
12	5/16"	-05	3/4"-14 NPTF	-12	9,5	13,0	37,0	72,5	27	10,4	HCS-12-AGN-12-M-W3	
					.37	.51	1.46	2.85	1.06	22.82		
16	5/8"	-10	1/2"-14 NPTF	-08	12,6	16,0	36,0	74,5	22	8,4	HCS-16-AGN-08-M-W3	
					.50	.63	1.42	2.93	.87	18.52		
16	5/8"	-10	3/4"-14 NPTF	-12	12,6	16,0	37,0	75,5	27	11,1	HCS-16-AGN-12-M-W3	
					.50	.63	1.46	2.97	1.06	24.37		
19	3/4"	-12	3/4"-14 NPTF	-12	14,8	19,1	37,5	83,5	27	13,0	HCS-19-AGN-12-M-W3	
					.58	.75	1.48	3.29	1.06	28.67		
19	3/4"	-12	1"-11,5 NPTF	-16	14,8	19,1	42,5	88,5	36	20,6	HCS-19-AGN-16-M-W3	
					.58	.75	1.67	3.48	1.42	45.42		
25	5/16"	-05	1"-11,5 NPTF	-16	20,0	25,9	44,0	99,0	36	24,8	HCS-25-AGN-16-M-W3	
					.79	1.02	1.73	3.90	1.42	54.68		
25	1"	-16	3/4"-14 NPTF	-12	20,0	25,9	39,0	94,0	32	20,4	HCS-25-AGN-12-M-W3	
					.79	1.02	1.54	3.70	1.26	44.98		
25	5/16"	-05	1 1/4"-11,5 NPTF	-20	20,0	25,9	46,0	101,0	46	33,4	HCS-25-AGN-20-M-W3	
					.79	1.02	1.81	3.98	1.81	73.65		
31	1 1/4"	-20	1 1/4"-11,5 NPTF	-20	26,0	32,5	47,0	107,0	46	39,1	HCS-31-AGN-20-M-W3	
					1.02	1.28	1.85	4.21	1.81	86.11		
38	1 1/2"	-24	1 1/2"-11,5 NPTF	-24	31,0	38,9	51,0	118,5	50	53,7	HCS-38-AGN-24-M-W3	
					1.22	1.53	2.01	4.67	1.97	118.41		
51	2"	-32	2"-11,5 NPTF	-32	40,0	51,6	56,0	131,0	65	119,6	HCS-51-AGN-32-M-W3	
					1.57	2.03	2.20	5.16	2.56	263.61		

Related Products and Accessories



Swage Ferrules

Pages 14-21



ECOVOS VA Version

Page 120



MULTIVOS Version

Page 152



Mobile Interlocking Protection

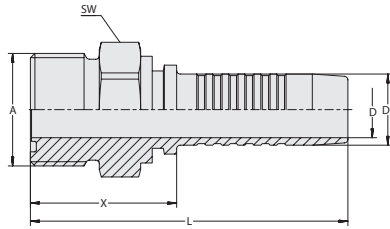
Page 88

**Straight Insert with O-Ring Face Seal Connection
Type ORFS**

Connection Type Male UN/UNF Thread
Sealing Type O-Ring Face Seal
(O-Ring not included in delivery.)
Standard ISO 8434-3

Material Carbon Steel
Surface Finishing Zinc/Nickel-Plating

Suitable for use with mobile interlocking protection
(nominal sizes DN 16 to DN 31)


A

Hose Size			Connection Size		Dimensions (mm/in)						Weight (kg/lbs) ca. per 100	Ordering Codes
DN	inch	Dash	Thread	Dash	D	D1	X	L	SW (Hex)			
06	1/4"	-04	9/16-18 UNF	-04	3,9	6,7	24,5	54,5	17	3,0		
					.15	.26	.96	2.15	.67	6.62		
10	3/8"	-06	11/16-16 UN	-06	6,5	9,9	26,5	60,0	22	5,8		
					.26	.39	1.04	2.36	.87	12.79		
10	3/8"	-06	13/16-16 UN	-08	6,5	9,9	28,0	61,5	22	6,8		
					.26	.39	1.10	2.42	.87	14.99		
10	3/8"	-06	1-14 UNS	-10	6,5	9,9	32,0	65,5	27	9,9		
					.26	.39	1.26	2.58	1.06	21.72		
12	1/2"	-08	13/16-16 UN	-08	9,5	13,0	30,5	64,5	22	7,1		
					.37	.51	1.20	2.54	.87	15.66		
16	5/8"	-10	1-14 UNS	-10	12,6	16,0	35,0	73,5	30	12,5		
					.50	.63	1.38	2.89	1.18	27.56		
16	5/8"	-10	1 3/16-12 UN	-12	12,6	16,0	35,0	73,5	32	16,7		
					.50	.63	1.38	2.89	1.26	36.71		
19	3/4"	-12	1 3/16-12 UN	-12	14,8	19,1	37,5	81,8	36	17,2		
					.58	.75	1.48	3.22	1.42	37.93		
25	1"	-16	1 7/16-12 UN	-16	20,0	25,9	43,0	98,5	41	28,5		
					.79	1.02	1.69	3.88	1.61	62.84		
31	1 1/4"	-20	1 11/16-12 UN	-20	26,0	32,5	43,5	103,5	46	44,6		
					1.02	1.28	1.71	4.07	1.81	98.23		
38	1 1/2"	-24	2-12 UN	-24	31,0	38,9	44,0	111,5	55	65,6		
					1.22	1.53	1.73	4.39	2.17	144.54		

Related Products and Accessories

Swage Ferrules

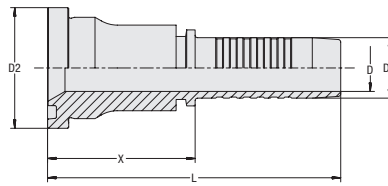
Pages 14-21


Mobile Interlocking Protection

Page 88

**Straight Insert with SAE Flange Adaptor
Type SFL (3000 PSI Series)**

A



Connection Type SAE Flange Adaptor
Sealing Type O-Ring Face Seal
 (O-Ring not included in delivery.)
Standard SAE J 518, ISO 6162-1
Material Carbon Steel
Surface Finishing Zinc/Nickel-Plating
 Suitable for use with mobile interlocking protection
 (nominal sizes DN 16 to DN 31)

Hose Size			Connection Size		Dimensions (mm/in)						Weight	Ordering Codes
DN	inch	Dash	inch	Dash	D	D1	D2	X	L	(kg/lbs) ca. per 100		
12	1/2"	-8	1/2"	-08	9,5 .37	13,0 .51	30,2 1.19	45,5 1.79	81,0 3.19	11,7 25.80	HCS-12-SFL-08-M-W3	
12	1/2"	-8	3/4"	-12	9,5 .37	13,0 .51	38,1 1.50	57,5 2.26	93,0 3.66	19,4 42.78	HCS-12-SFL-12-B-W3	
12	1/2"	-8	1"	-16	9,5 .37	13,0 .51	44,5 1.75	57,5 2.26	93,0 3.66	24,8 54.68	HCS-12-SFL-16-B-W3	
16	5/8"	-10	3/4"	-12	12,6 .50	16,0 .63	38,1 1.50	46,0 1.81	84,5 3.33	17,8 39.25	HCS-16-SFL-12-M-W3	
16	5/8"	-10	1/2"	-08	12,6 .50	16,0 .63	30,2 1.19	54,5 2.15	93,0 3.66	14,4 31.75	HCS-16-SFL-08-B-W3	
16	5/8"	-10	1"	-16	12,6 .50	16,0 .63	44,5 1.75	45,5 1.79	84,0 3.31	25,1 55.35	HCS-16-SFL-16-B-W3	
19	3/4"	-12	3/4"	-12	14,8 .58	19,1 .75	38,1 1.50	46,5 1.83	92,5 3.64	21,2 46.75	HCS-19-SFL-12-M-W3	
19	3/4"	-12	1"	-16	14,8 .58	19,1 .75	44,5 1.75	49,0 1.93	95,0 3.74	29,4 64.72	HCS-19-SFL-16-M-W3	
19	3/4"	-12	1 1/4"	-20	14,8 .58	19,1 .75	50,8 2.00	44,0 1.73	90,0 3.54	29,0 63.95	HCS-19-SFL-20-B-W3	
25	1"	-16	1"	-16	20,0 .79	25,9 1.02	44,5 1.75	48,0 1.89	103,0 4.06	32,9 72.54	HCS-25-SFL-16-M-W3	
25	1"	-16	1 1/4"	-20	20,0 .79	25,9 1.02	50,8 2.00	68,0 2.68	123,5 4.86	49,0 108.05	HCS-25-SFL-20-M-W3	
25	1"	-16	3/4"	-12	20,0 .79	25,9 1.02	38,1 1.50	57,0 2.24	112,0 4.41	31,7 69.79	HCS-25-SFL-12-B-W3	
25	1"	-16	1 1/2"	-24	20,0 .79	25,9 1.02	60,3 2.37	58,0 2.28	113,0 4.45	50,2 110.69	HCS-25-SFL-24-B-W3	
31	1 1/4"	-20	1 1/4"	-20	26,0 1.02	32,5 1.28	50,8 2.00	69,5 2.74	129,5 5.10	49,9 110.03	HCS-31-SFL-20-M-W3	
31	1 1/4"	-20	1"	-16	26,0 1.02	32,5 1.28	44,5 1.75	59,5 2.34	119,5 4.70	47,8 105.29	HCS-31-SFL-16-B-W3	
31	1 1/4"	-20	1 1/2"	-24	26,0 1.02	32,5 1.28	60,3 2.37	50,5 1.99	110,5 4.35	55,1 121.50	HCS-31-SFL-24-B-W3	
38	1 1/2"	-24	1 1/2"	-24	31,0 1.22	38,9 1.53	60,3 2.37	59,5 2.34	127,0 5.00	64,6 142.44	HCS-38-SFL-24-M-W3	
38	1 1/2"	-24	1 1/4"	-20	31,0 1.22	38,9 1.53	71,4 2.81	64,5 2.54	132,0 5.20	65,40 144.21	HCS-38-SFL-20-B-W3	
38	1 1/2"	-24	2"	-32	31,0 1.22	38,9 1.53	71,4 2.81	51,5 2.03	119,0 4.69	83,20 183.46	HCS-38-SFL-32-B-W3	
51	2"	-32	2"	-32	40,0 1.57	51,6 2.03	71,4 2.81	72,0 2.83	147,0 5.79	127,85 281.91	HCS-51-SFL-32-M-W3	
51	2"	-32	1 1/2"	-24	40,0 1.57	51,6 2.03	60,3 2.37	69,5 2.74	144,5 5.69	120,30 265.26	HCS-51-SFL-24-B-W3	

Related Products and Accessories



Swage Ferrules

Pages 14-21



45° Version

Page 59



ECOVOS VA Version

Page 121



Mobile Interlocking Protection

Page 88



90° Version

Page 60



MULTIVOS Version

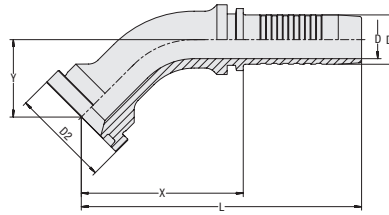
Page 153

**45° Elbow Insert with SAE Flange Adaptor
Type SFL 45° (3000 PSI Series)**

Connection Type SAE Flange Adaptor
Sealing Type O-Ring Face Seal
(O-Ring not included in delivery.)
Standard SAE J 518, ISO 6162-1

Material Carbon Steel
Surface Finishing Zinc/Nickel-Plating

Suitable for use with mobile interlocking protection
(nominal sizes DN 16 to DN 31)


A

Hose Size			Connection Size		Dimensions (mm/in)							Weight	Ordering Codes
DN	inch	Dash	inch	Dash	D	D1	D2	X	L	Y	(*9/16) ca. per 100		
12	1/2"	-08	1/2"	-08	9,5	13,0	30,2	50,0	85,5	20,5	10,6	HCS-12-SFL-08-045-M-W3	
					.37	.51	1.19	1.97	3.37	.81	23.26		
12	1/2"	-08	3/4"	-12	9,5	13,0	38,1	55,0	90,5	26,0	15,7	HCS-12-SFL-12-045-M-W3	
					.37	.51	1.50	2.17	3.56	1.02	34.62		
16	5/8"	-10	3/4"	-12	12,6	16,0	38,1	60,5	99,0	28,5	18,5	HCS-16-SFL-12-045-M-W3	
					.50	.63	1.50	2.38	3.90	1.12	40.79		
16	5/8"	-10	1/2"	-08	12,6	16,0	30,2	63,0	101,5	24,5	16,4	HCS-16-SFL-08-045-B-W3	
					.50	.63	1.19	2.48	4.00	.96	36.05		
16	5/8"	-10	1"	-16	12,6	16,0	44,5	69,5	108,0	27,0	30,6	HCS-16-SFL-16-045-B-W3	
					.50	.63	1.75	2.74	4.25	1.06	67.47		
19	3/4"	-12	3/4"	-12	14,8	19,1	38,1	62,5	108,5	30,0	22,3	HCS-19-SFL-12-045-M-W3	
					.58	.75	1.50	2.46	4.27	1.18	49.17		
19	3/4"	-12	1"	-16	14,8	19,1	44,5	66,5	112,5	29,0	28,8	HCS-19-SFL-16-045-M-W3	
					.58	.75	1.75	2.62	4.43	1.14	63.50		
19	3/4"	-12	1 1/4"	-20	14,8	19,1	50,8	72,5	118,5	29,5	35,3	HCS-19-SFL-20-045-B-W3	
					.58	.75	2.00	2.85	4.67	1.16	77.73		
25	1"	-16	1"	-16	20,0	25,9	44,5	82,5	137,5	35,0	40,7	HCS-25-SFL-16-045-M-W3	
					.79	1.02	1.75	3.25	5.41	1.38	89.74		
25	1"	-16	1 1/4"	-20	20,0	25,9	50,8	92,5	147,5	37,5	48,5	HCS-25-SFL-20-045-M-W3	
					.79	1.02	2.00	3.64	5.81	1.48	106.94		
25	1"	-16	3/4"	-12	20,0	25,9	38,1	71,0	126,0	27,0	35,5	HCS-25-SFL-12-045-B-W3	
					.79	1.02	1.50	2.80	4.96	1.06	78.28		
25	1"	-16	1 1/2"	-24	20,0	25,9	60,3	79,5	135,0	31,5	58,1	HCS-25-SFL-24-045-B-W3	
					.79	1.02	2.37	3.13	5.31	1.24	128.11		
31	1 1/4"	-20	1 1/4"	-20	26,0	32,5	50,8	97,0	157,0	35,0	60,4	HCS-31-SFL-20-045-M-W3	
					1.02	1.28	2.00	3.82	6.18	1.38	133.07		
31	1 1/4"	-20	1"	-16	26,0	32,5	44,5	81,5	141,5	30,5	55,6	HCS-31-SFL-16-045-B-W3	
					1.02	1.28	1.75	3.21	5.57	1.20	122.60		
31	1 1/4"	-20	1 1/2"	-24	26,0	32,5	60,3	102,5	162,5	40,0	75,4	HCS-31-SFL-24-045-B-W3	
					1.02	1.28	2.37	4.04	6.40	1.57	166.15		
38	1 1/2"	-24	1 1/2"	-24	31,0	38,9	60,3	127,5	195,0	44,0	105,5	HCS-38-SFL-24-045-M-W3	
					1.22	1.53	2.37	5.02	7.68	1.73	232.52		
38	1 1/2"	-24	1 1/4"	-20	31,0	38,9	50,8	101,5	169,0	39,0	81,1	HCS-38-SFL-20-045-B-W3	
					1.22	1.53	2.00	4.00	6.65	1.54	178.72		
38	1 1/2"	-24	2"	-32	31,0	38,9	71,4	113,0	180,5	44,5	110,75	HCS-38-SFL-32-045-B-W3	
					1.22	1.53	2.81	4.45	7.11	1.75	244.20		
51	2"	-32	2"	-32	40,0	51,6	71,4	149,0	224,0	67,0	173,20	HCS-51-SFL-32-045-M-W3	
					1.57	2.03	2.81	5.87	8.82	2.64	381.91		
51	2"	-32	1 1/2"	-24	40,0	51,6	60,3	116,0	191,5	44,0	142,50	HCS-51-SFL-24-045-B-W3	
					1.57	2.03	2.37	4.57	7.54	1.73	314.21		

Dimension Y ± 2,5 mm / .10 in

Related Products and Accessories

Swage Ferrules

Pages 14-21


Straight Version

Page 58


ECOVOS VA Version

Page 122


Mobile Interlocking Protection

Page 88

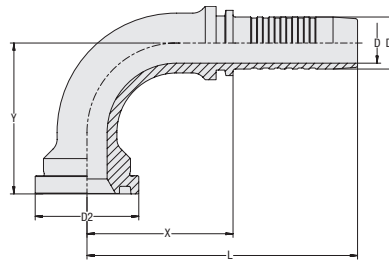

90° Version

Page 60


MULTIVOS Version

Page 154

**90° Elbow Insert with SAE Flange Adaptor
Type SFL 90° (3000 PSI Series)**



Connection Type SAE Flange Adaptor
Sealing Type O-Ring Face Seal
 (O-Ring not included in delivery.)
Standard SAE J 518, ISO 6162-1

Material Carbon Steel
Surface Finishing Zinc/Nickel-Plating

Suitable for use with mobile interlocking protection
 (nominal sizes DN 16 to DN 31)

Hose Size			Connection Size		Dimensions (mm/in)							Weight	Ordering Codes
DN	inch	Dash	inch	Dash	D	D1	D2	X	L	Y	(kg/lbs) ca. per 100		
12	1/2"	-08	1/2"	-08	9,5 .37	13,0 .51	30,2 1.19	41,2 1.62	76,5 3.01	44,5 1.75	12,1 26.57	HCS-12-SFL-08-090-M-W3	
12	1/2"	-08	3/4"	-12	9,5 .37	13,0 .51	38,1 1.50	40,7 1.60	76,0 2.99	50,5 1.99	17,1 37.60	HCS-12-SFL-12-090-M-W3	
16	5/8"	-10	3/4"	-12	12,6 .50	16,0 .63	38,1 1.50	49,2 1.94	87,5 3.44	55,5 2.19	20,7 45.53	HCS-16-SFL-12-090-M-W3	
16	5/8"	-10	1/2"	-08	12,6 .50	16,0 .63	30,2 1.19	54,5 2.15	93,0 3.66	50,0 1.97	18,7 41.12	HCS-16-SFL-08-090-B-W3	
16	5/8"	-10	1"	-16	12,6 .50	16,0 .63	44,5 1.75	61,5 2.42	100,0 3.94	58,0 2.28	34,7 76.51	HCS-16-SFL-16-090-B-W3	
19	3/4"	-12	3/4"	-12	14,8 .58	19,1 .75	38,1 1.50	53,7 2.11	99,5 3.92	55,5 2.19	25,8 56.78	HCS-19-SFL-12-090-M-W3	
19	3/4"	-12	1"	-16	14,8 .58	19,1 .75	44,5 1.75	66,0 2.60	112,0 4.41	61,5 2.42	34,7 76.51	HCS-19-SFL-16-090-M-W3	
19	3/4"	-12	1 1/4"	-20	14,8 .58	19,1 .75	50,8 2.00	62,0 2.44	108,0 4.25	61,0 2.40	39,4 86.77	HCS-19-SFL-20-090-B-W3	
25	1"	-16	1"	-16	20,0 .79	25,9 1.02	44,5 1.75	70,0 2.76	125,0 4.92	72,0 2.83	47,4 104.41	HCS-25-SFL-16-090-M-W3	
25	1"	-16	1 1/4"	-20	20,0 .79	25,9 1.02	50,8 2.00	82,0 3.23	137,0 5.39	79,0 3.11	58,0 127.89	HCS-25-SFL-20-090-M-W3	
25	1"	-16	3/4"	-12	20,0 .79	25,9 1.02	38,1 1.50	63,0 2.48	118,0 4.65	58,0 2.28	39,6 87.32	HCS-25-SFL-12-090-B-W3	
25	1"	-16	1 1/2"	-24	20,0 .79	25,9 1.02	60,3 2.37	73,0 2.87	128,0 5.04	69,0 2.72	65,9 145.20	HCS-25-SFL-24-090-B-W3	
31	1 1/4"	-20	1 1/4"	-20	26,0 1.02	32,5 1.28	50,8 2.00	88,5 3.48	148,5 5.85	76,5 3.01	72,7 160.30	HCS-31-SFL-20-090-M-W3	
31	1 1/4"	-20	1"	-16	26,0 1.02	32,5 1.28	44,5 1.75	75,5 2.97	135,5 5.33	68,0 2.68	63,4 139.69	HCS-31-SFL-16-090-B-W3	
31	1 1/4"	-20	1 1/2"	-24	26,0 1.02	32,5 1.28	60,3 2.37	93,5 3.68	153,5 6.04	87,0 3.43	87,9 193.82	HCS-31-SFL-24-090-B-W3	
38	1 1/2"	-24	1 1/2"	-24	31 1.22	38,9 1.53	60,3 2.37	116,0 4.57	178,5 7.03	110,0 4.33	130,8 288.41	HCS-38-SFL-24-090-M-W3	
38	1 1/2"	-24	1 1/4"	-20	31 1.22	38,9 1.53	50,8 2.00	93 3.66	161 6.34	86 3.39	93,6 206.39	HCS-38-SFL-20-090-B-W3	
38	1 1/2"	-24	2"	-32	31 1.22	38,9 1.53	71,4 2.81	103,5 4.07	171 6.73	98 3.86	127,35 280.81	HCS-38-SFL-32-090-B-W3	
51	2"	-32	2"	-32	40 1.57	51,6 2.03	71,4 2.81	127,5 5.02	200 7.87	140 5.51	205,8 453.79	HCS-51-SFL-32-090-M-W3	
51	2"	-32	1 1/2"	-24	40 1.57	51,6 2.03	60,3 2.37	107,5 4.23	182,5 7.19	97 3.82	159,1 350.82	HCS-51-SFL-24-090-B-W3	

Dimension Y ± 2,5 mm / .10 in

Related Products and Accessories



Swage Ferrules

Pages 14-21



Straight Version

Page 58



ECOVOS VA Version

Page 123



Mobile Interlocking Protection

Page 88



45° Version

Page 59



MULTIVOS Version

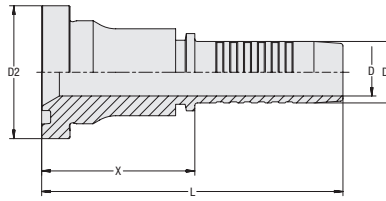
Page 155

**Straight Insert with SAE Flange Adaptor
Type SFS (6000 PSI Series)**

Connection Type SAE Flange Adaptor
Sealing Type O-Ring Face Seal
(O-Ring not included in delivery.)
Standard SAE J 518, ISO 6162-2

Material Carbon Steel
Surface Finishing Zinc/Nickel-Plating

Suitable for use with mobile interlocking protection
(nominal sizes DN 16 to DN 31)


A

Hose Size			Connection Size		Dimensions (mm/in)					Weight	Ordering Codes
DN	inch	Dash	inch	Dash	D	D1	D2	X	L	(kg/lbs) ca. per 100	
12	1/2"	-08	1/2"	-08	9,5	13,0	31,8	45,5	81,0	11,3	HCS-12-SFS-08-M-W3
					.37	.51	1.25	1.79	3.19	24.92	
12	1/2"	-08	3/4"	-12	9,5	13,0	41,3	49,0	84,5	18,9	HCS-12-SFS-12-M-W3
					.37	.51	1.63	1.93	3.33	41.67	
16	5/8"	-10	1/2"	-08	12,6	16,0	31,8	51,5	90,0	13,4	HCS-16-SFS-08-M-W3
					.50	.63	1.25	2.03	3.54	29.55	
16	5/8"	-10	3/4"	-12	12,6	16,0	41,3	45,5	84,0	20,9	HCS-16-SFS-12-M-W3
					.50	.63	1.63	1.79	3.31	46.08	
16	5/8"	-10	1"	-16	12,6	16,0	47,6	46,5	85,0	25,9	HCS-16-SFS-16-M-W3
					.50	.63	1.87	1.83	3.35	57.11	
19	3/4"	-12	3/4"	-12	14,8	19,1	41,3	47,5	93,5	23,7	HCS-19-SFS-12-M-W3
					.58	.75	1.63	1.87	3.68	52.26	
19	3/4"	-12	1/2"	-08	14,8	19,1	31,8	55,0	101,0	18,4	HCS-19-SFS-08-B-W3
					.58	.75	1.25	2.17	3.98	40.57	
19	3/4"	-12	1"	-16	14,8	19,1	47,6	50,0	96,0	32,8	HCS-19-SFS-16-M-W3
					.58	.75	1.87	1.97	3.78	72.32	
19	3/4"	-12	1 1/4"	-20	14,8	19,1	54,0	65,0	111,0	43,2	HCS-19-SFS-20-B-W3
					.58	.75	2.13	2.56	4.37	95.26	
25	1"	-16	1"	-16	20,0	25,9	47,6	47,8	103,0	35,1	HCS-25-SFS-16-M-W3
					.79	1.02	1.87	1.88	4.06	77.40	
25	1"	-16	3/4"	-12	20,0	25,9	41,3	60,0	115,0	35,0	HCS-25-SFS-12-B-W3
					.79	1.02	1.63	2.36	4.53	77.18	
25	1"	-16	1 1/4"	-20	20,0	25,9	54,0	60,5	116,0	49,6	HCS-25-SFS-20-M-W3
					.79	1.02	2.13	2.38	4.57	109.37	
25	1"	-16	1 1/2"	-24	20,0	25,9	63,5	73,0	128,0	73,6	HCS-25-SFS-24-B-W3
					.79	1.02	2.50	2.87	5.04	162.29	
31	1 1/4"	-20	1 1/4"	-20	26,0	32,5	54,0	72,5	132,5	54,9	HCS-31-SFS-20-M-W3
					1.02	1.28	2.13	2.85	5.22	121.05	
31	1 1/4"	-20	1"	-16	26,0	32,5	47,6	64,5	124,5	54,4	HCS-31-SFS-16-B-W3
					1.02	1.28	1.87	2.54	4.90	119.95	
31	1 1/4"	-20	1 1/2"	-24	26,0	32,5	63,5	78,5	138,5	81,0	HCS-31-SFS-24-B-W3
					1.02	1.28	2.50	3.09	5.45	178.61	
38	1 1/2"	-24	1 1/2"	-24	31,0	38,9	63,5	72,5	140,0	83,8	HCS-38-SFS-24-M-W3
					1.22	1.53	2.50	2.85	5.51	184.78	
38	1 1/2"	-24	1 1/4"	-20	31,0	38,9	54,0	73,5	141,0	74,4	HCS-38-SFS-20-B-W3
					1.22	1.53	2.13	2.89	5.55	164.05	
38	1 1/2"	-24	2"	-32	31,0	38,9	79,4	71,5	139,0	138,8	HCS-38-SFS-32-B-W3
					1.22	1.53	3.13	2.81	5.47	306.05	
51	2"	-32	2"	-32	40,0	51,6	79,4	75,0	150,0	159,7	HCS-51-SFS-32-M-W3
					1.57	2.03	3.13	2.95	5.91	352.14	

Related Products and Accessories

Swage Ferrules

Pages 14-21


45° Version

Page 62


ECOVOS VA Version

Page 124


Mobile Interlocking Protection

Page 88


90° Version

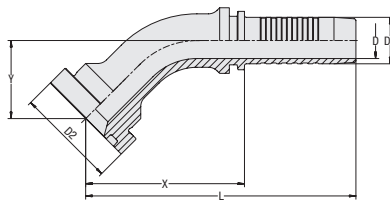
Page 63


MULTIVOS Version

Page 156

45° Elbow Insert with SAE Flange Adaptor Type SFS 45° (6000 PSI Series)

A



Connection Type SAE Flange Adaptor
Sealing Type O-Ring Face Seal
 (O-Ring not included in delivery.)
Standard SAE J 518, ISO 6162-2
Material Carbon Steel
Surface Finishing Zinc/Nickel-Plating

Suitable for use with mobile interlocking protection
 (nominal sizes DN 16 to DN 31)

Hose Size			Connection Size		Dimensions (mm/in)							Weight	Ordering Codes
DN	inch	Dash	inch	Dash	D	D1	D2	X	L	Y	(kg/lbs) ca. per 100		
12	1/2"	-08	1/2"	-08	9,5	13,0	31,8	45,5	81,0	23,0	11,5	HCS-12-SFS-08-045-M-W3	
					.37	.51	1.25	1.79	3.19	.91	25.36		
12	1/2"	-08	3/4"	-12	9,5	13,0	41,3	55,0	90,5	27,0	18,0	HCS-12-SFS-12-045-M-W3	
					.37	.51	1.63	2.17	3.56	1.06	39.69		
16	5/8"	-10	1/2"	-08	12,6	16,0	31,8	60,5	99,0	26,0	14,4	HCS-16-SFS-08-045-M-W3	
					.50	.63	1.25	2.38	3.90	1.02	31.75		
16	5/8"	-10	3/4"	-12	12,6	16,0	41,3	60,5	99,0	28,0	20,3	HCS-16-SFS-12-045-M-W3	
					.50	.63	1.63	2.38	3.90	1.10	44.76		
16	5/8"	-10	1"	-16	12,6	16,0	47,6	67,5	106,0	29,0	31,9	HCS-16-SFS-16-045-B-W3	
					.50	.63	1.87	2.66	4.17	1.14	70.34		
19	3/4"	-12	1/2"	-08	14,8	19,1	31,8	63,5	109,5	24,5	20,3	HCS-19-SFS-08-045-B-W3	
					.58	.75	1.25	2.50	4.31	.96	44.76		
19	3/4"	-12	3/4"	-12	14,8	19,1	41,3	65,0	111,0	32,0	25,8	HCS-19-SFS-12-045-M-W3	
					.58	.75	1.63	2.56	4.37	1.26	56.89		
19	3/4"	-12	1"	-16	14,8	19,1	47,6	64,2	114,0	30,5	32,3	HCS-19-SFS-16-045-M-W3	
					.58	.75	1.87	2.53	4.49	1.20	71.22		
19	3/4"	-12	1 1/4"	-20	14,8	19,1	54,0	76,5	122,5	33,5	47,1	HCS-19-SFS-20-045-B-W3	
					.58	.75	2.13	3.01	4.82	1.32	103.86		
25	1"	-16	3/4"	-12	20,0	25,9	41,3	73,0	128,5	29,5	38,8	HCS-25-SFS-12-045-B-W3	
					.79	1.02	1.63	2.87	5.06	1.16	85.55		
25	1"	-16	1"	-16	20,0	25,9	47,6	83,5	138,5	36,0	43,7	HCS-25-SFS-16-045-M-W3	
					.79	1.02	1.87	3.29	5.45	1.42	96.36		
25	1"	-16	1 1/4"	-20	20,0	25,9	54,0	97,0	152,0	41,0	58,2	HCS-25-SFS-20-045-M-W3	
					.79	1.02	2.13	3.82	5.98	1.61	128.33		
25	1"	-16	1 1/2"	-24	20,0	25,9	63,5	90,5	145,5	42,0	81,5	HCS-25-SFS-24-045-B-W3	
					.79	1.02	2.50	3.56	5.73	1.65	179.71		
31	1 1/4"	-20	1"	-16	26,0	32,5	47,6	85,5	145,5	34,5	62,3	HCS-31-SFS-16-045-B-W3	
					1.02	1.28	1.87	3.37	5.73	1.36	137.37		
31	1 1/4"	-20	1 1/4"	-20	26,0	32,5	54,0	101,5	161,0	40,0	67,8	HCS-31-SFS-20-045-M-W3	
					1.02	1.28	2.13	4.00	6.34	1.57	149.50		
31	1 1/4"	-20	1 1/2"	-24	26,0	32,5	63,5	111,5	171,5	49,0	96,7	HCS-31-SFS-24-045-B-W3	
					1.02	1.28	2.50	4.39	6.75	1.93	213.22		
38	1 1/2"	-24	1 1/4"	-20	31,0	38,9	54,0	108,0	175,5	45,5	90,0	HCS-38-SFS-20-045-B-W3	
					1.22	1.53	2.13	4.25	6.91	1.79	198.45		
38	1 1/2"	-24	1 1/2"	-24	31,0	38,9	63,5	119,5	187,0	53,5	113,9	HCS-38-SFS-24-045-M-W3	
					1.22	1.53	2.50	4.70	7.36	2.11	251.15		
38	1 1/2"	-24	2"	-32	31,0	38,9	79,4	127,0	195,0	59,0	166,4	HCS-38-SFS-32-045-B-W3	
					1.22	1.53	3.13	5.00	7.68	2.32	366.91		
51	2"	-32	2"	-32	40,0	51,6	79,4	150,0	223,5	65,5	207,7	HCS-51-SFS-32-045-M-W3	
					1.57	2.03	3.13	5.91	8.80	2.58	457.98		

Dimension Y ± 2,5 mm / .10 in

Related Products and Accessories



Swage Ferrules

Pages 14-21



Straight Version

Page 61



ECOVOS VA Version

Page 125



Mobile Interlocking Protection

Page 88



90° Version

Page 63



MULTIVOS Version

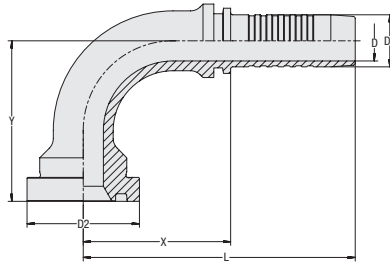
Page 157

**90° Elbow Insert with SAE Flange Adaptor
Type SFS 90° (6000 PSI Series)**

Connection Type SAE Flange Adaptor
Sealing Type O-Ring Face Seal
(O-Ring not included in delivery.)
Standard SAE J 518, ISO 6162-2

Material Carbon Steel
Surface Finishing Zinc/Nickel-Plating

Suitable for use with mobile interlocking protection
(nominal sizes DN 16 to DN 31)


A

Hose Size			Connection Size		Dimensions (mm/in)							Weight	Ordering Codes
DN	inch	Dash	inch	Dash	D	D1	D2	X	L	Y	(*9/16) ca. per 100		
12	1/2"	-08	1/2"	-08	9,5	13,0	31,8	39,0	74,5	46,5	13,0	HCS-12-SFS-08-090-M-W3	
					.37	.51	1.25	1.54	2.93	1.83	28.67		
12	1/2"	-08	3/4"	-12	9,5	13,0	41,3	43,2	78,5	50,0	20,8	HCS-12-SFS-12-090-M-W3	
					.37	.51	1.63	1.70	3.09	1.97	45.86		
16	5/8"	-10	1/2"	-08	12,6	16,0	31,8	52,0	90,5	52,5	16,7	HCS-16-SFS-08-090-M-W3	
					.50	.63	1.25	2.05	3.56	2.07	36.82		
16	5/8"	-10	3/4"	-12	12,6	16,0	41,3	47,5	86,0	57,0	23,2	HCS-16-SFS-12-090-M-W3	
					.50	.63	1.63	1.87	3.39	2.24	51.16		
16	5/8"	-10	1"	-16	12,6	16,0	47,6	54,5	93,0	56,0	34,3	HCS-16-SFS-16-090-B-W3	
					.50	.63	1.87	2.15	3.66	2.20	75.63		
19	3/4"	-12	1/2"	-08	14,8	19,1	31,8	55,0	101,0	50,0	22,6	HCS-19-SFS-08-090-B-W3	
					.58	.75	1.25	2.17	3.98	1.97	49.83		
19	3/4"	-12	3/4"	-12	14,8	19,1	41,3	54,0	100,0	59,0	29,3	HCS-19-SFS-12-090-M-W3	
					.58	.75	1.63	2.13	3.94	2.32	64.61		
19	3/4"	-12	1"	-16	14,8	19,1	47,6	61,5	107,5	68,0	38,2	HCS-19-SFS-16-090-M-W3	
					.58	.75	1.87	2.42	4.23	2.68	84.23		
19	3/4"	-12	1 1/4"	-20	14,8	19,1	54,0	62,0	108,0	67,0	51,2	HCS-19-SFS-20-090-B-W3	
					.58	.75	2.13	2.44	4.25	2.64	112.90		
25	1"	-16	3/4"	-12	20,0	25,9	41,3	63,0	118,0	61,0	43,0	HCS-25-SFS-12-090-B-W3	
					.79	1.02	1.63	2.48	4.65	2.40	94.82		
25	1"	-16	1"	-16	20,0	25,9	47,6	70,5	125,5	73,0	47,4	HCS-25-SFS-16-090-M-W3	
					.79	1.02	1.87	2.78	4.94	2.87	104.52		
25	1"	-16	1 1/4"	-20	20,0	25,9	54,0	81,0	136,0	80,5	65,6	HCS-25-SFS-20-090-M-W3	
					.79	1.02	2.13	3.19	5.35	3.17	144.65		
25	1"	-16	1 1/2"	-24	20,0	25,9	63,5	73,0	128,0	84,0	89,3	HCS-25-SFS-24-090-B-W3	
					.79	1.02	2.50	2.87	5.04	3.31	196.91		
31	1 1/4"	-20	1"	-16	26,0	32,5	47,6	75,5	135,5	73,0	70,0	HCS-31-SFS-16-090-B-W3	
					1.02	1.28	1.87	2.97	5.33	2.87	154.35		
31	1 1/4"	-20	1 1/4"	-20	26,0	32,5	54,0	88,5	148,5	84,0	79,5	HCS-31-SFS-20-090-M-W3	
					1.02	1.28	2.13	3.48	5.85	3.31	175.30		
31	1 1/4"	-20	1 1/2"	-24	26,0	32,5	63,5	93,5	153,5	100,0	109,2	HCS-31-SFS-24-090-B-W3	
					1.02	1.28	2.50	3.68	6.04	3.94	240.79		
38	1 1/2"	-24	1 1/4"	-20	31,0	39,9	54,0	93,5	161,0	95,0	102,6	HCS-38-SFS-20-090-B-W3	
					1.22	1.57	2.13	3.68	6.34	3.74	226.23		
38	1 1/2"	-24	1 1/2"	-24	31,0	38,9	63,5	100,5	168,0	109,5	135,6	HCS-38-SFS-24-090-M-W3	
					1.22	1.53	2.50	3.96	6.61	4.31	299.00		
38	1 1/2"	-24	2"	-32	31,0	38,9	79,4	103,5	171,0	118,0	183,0	HCS-38-SFS-32-090-B-W3	
					1.22	1.53	3.13	4.07	6.73	4.65	403.52		
51	2"	-32	2"	-32	40,0	51,6	79,4	126,0	201,0	137,5	240,4	HCS-51-SFS-32-090-M-W3	
					1.57	2.03	3.13	4.96	7.91	5.41	530.08		

Dimension Y ± 2,5 mm / .10 in

Related Products and Accessories

Swage Ferrules

Pages 14-21


Straight Version

Page 61


ECOVOS VA Version

Page 126


Mobile Interlocking Protection

Page 88

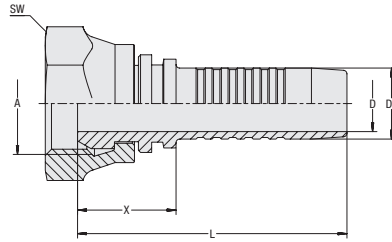

45° Version

Page 62


MULTIVOS Version

Page 158

Straight Insert with Female BSPP Thread and 60° Taper Type DKR



Connection Type Female BSPP Nut Thread
Sealing Type 60° Taper
Standard ISO 8434-6, BS 5200

Material Carbon Steel
Surface Finishing Zinc/Nickel-Plating

Suitable for use with mobile interlocking protection (nominal sizes DN 16 to DN 31)

Hose Size			Connection Size		Dimensions (mm/in)						Weight	Ordering Codes
DN	inch	Dash	Thread	Dash	D	D1	X	L	SW (Hex)	per 100		
05	1/8"	-03	G 1/4"	-04	2,9	5,1	24,0	49,0	19	3,6	HCS-05-DKR-04-S-M-W3	
					.11	.20	.94	1.93	.75	7.94		
06	1/4"	-04	G 1/4"	-04	3,9	6,7	22,5	52,5	19	4,0	HCS-06-DKR-04-S-M-W3	
					.15	.26	.89	2.07	.75	8.82		
06	1/4"	-04	G 1/8"	-03	3,9	6,7	15,5	46,0	17	2,6	HCS-06-DKR-03-C-M-W3	
					.15	.26	.61	1.81	.67	5.73		
06	1/4"	-04	G 3/8"	-06	3,9	6,7	25,5	56,0	22	5,4	HCS-06-DKR-06-S-M-W3	
					.15	.26	1.00	2.20	.87	11.91		
08	5/16"	-05	G 1/4"	-04	5,4	8,2	18,0	48,0	19	3,5	HCS-08-DKR-04-C-M-W3	
					.21	.32	.71	1.89	.75	7.72		
08	5/16"	-05	G 3/8"	-06	5,4	8,2	26,5	57,0	22	5,7	HCS-08-DKR-06-S-M-W3	
					.21	.32	1.04	2.24	.87	12.57		
10	3/8"	-06	G 3/8"	-06	6,5	9,9	23,5	57,0	22	6,2	HCS-10-DKR-06-S-M-W3	
					.26	.39	.93	2.24	.87	13.56		
10	3/8"	-06	G 1/4"	-04	6,5	9,9	20,0	53,5	19	4,3	HCS-10-DKR-04-C-M-W3	
					.26	.39	.79	2.11	.75	9.37		
10	3/8"	-06	G 1/2"	-08	6,5	9,9	22,0	55,5	27	8,2	HCS-10-DKR-08-C-M-W3	
					.26	.39	.87	2.19	1.06	18.08		
12	1/2"	-08	G 1/2"	-08	9,5	13,0	27,0	62,5	27	10,2	HCS-12-DKR-08-S-M-W3	
					.37	.51	1.06	2.46	1.06	22.38		
12	1/2"	-08	G 3/8"	-06	9,5	13,0	21,0	56,5	22	6,4	HCS-12-DKR-06-C-M-W3	
					.37	.51	.83	2.22	.87	14.00		
12	1/2"	-08	G 5/8"	-10	9,5	13,0	26,0	61,5	30	12,4	HCS-12-DKR-10-C-M-W3	
					.37	.51	1.02	2.42	1.18	27.23		
12	1/2"	-08	G 3/4"	-12	9,5	13,0	30,0	65,5	32	14,2	HCS-12-DKR-12-C-M-W3	
					.37	.51	1.18	2.58	1.26	31.20		
16	5/8"	-10	G 5/8"	-10	12,6	16,0	22,0	60,5	30	10,5	HCS-16-DKR-10-C-M-W3	
					.50	.63	.87	2.38	1.18	23.15		
16	5/8"	-10	G 1/2"	-08	12,6	16,0	23,0	61,5	27	10,2	HCS-16-DKR-08-C-M-W3	
					.50	.63	.91	2.42	1.06	22.38		
16	5/8"	-10	G 3/4"	-12	12,6	16,0	24,0	62,5	32	13,1	HCS-16-DKR-12-C-M-W3	
					.50	.63	.94	2.46	1.26	28.89		
19	3/4"	-12	G 3/4"	-12	14,8	19,1	24,5	70,5	32	14,5	HCS-19-DKR-12-C-M-W3	
					.58	.75	.96	2.78	1.26	31.86		
19	3/4"	-12	G 1"	-16	14,8	19,1	29,0	75,0	41	27,6	HCS-19-DKR-16-C-M-W3	
					.58	.75	1.14	2.95	1.61	60.86		
25	1"	-16	G 1"	-16	20,0	25,9	25,0	80,5	41	22,5	HCS-25-DKR-16-C-M-W3	
					.79	1.02	.98	3.17	1.61	49.61		
25	1"	-16	G 1 1/4"	-20	20,0	25,9	31,5	87,0	50	42,2	HCS-25-DKR-20-W-M-W3	
					.79	1.02	1.24	3.43	1.97	92.94		
31	1 1/4"	-20	G 1 1/4"	-20	26,0	32,5	32,0	92,0	50	48,7	HCS-31-DKR-20-W-M-W3	
					1.02	1.28	1.26	3.62	1.97	107.38		
38	1 1/2"	-24	G 1 1/2"	-24	31,0	38,9	33,5	101,0	55	65,0	HCS-38-DKR-24-W-M-W3	
					1.22	1.53	1.32	3.98	2.17	143.21		
51	2"	-32	G 2"	-32	40,0	51,6	31,0	106,0	70	118,7	HCS-51-DKR-32-W-M-W3	
					1.57	2.03	1.22	4.17	2.76	261.62		

Related Products and Accessories



Swage Ferrules

Pages 14-21



45° Version

Page 65



ECOVS VA Version

Page 127



Mobile Interlocking Protection

Page 88



90° Version

Page 66



MULTIVOS Version

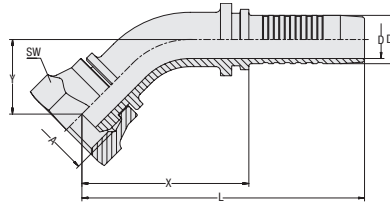
Page 162

45° Elbow Insert with Female BSPP Thread and 60° Taper Type DKR 45°

Connection Type Female BSPP Nut Thread
Sealing Type 60° Taper
Standard ISO 8434-6, BS 5200

Material Carbon Steel
Surface Finishing Zinc/Nickel-Plating

Suitable for use with mobile interlocking protection (nominal sizes DN 16 to DN 31)


A

Hose Size			Connection Size		Dimensions (mm/in)							Weight (%/lbs) ca.	Ordering Codes
DN	inch	Dash	Thread	Dash	D	D1	X	L	Y	SW (Hex)	per 100		
05	1/8"	-03	G 1/4"	-04	2,9	5,1	33,0	57,5	13,5	19	3,9	HCS-05-DKR-04-045-C-M-W3	
					.11	.20	1.30	2.26	.53	.75	8.60		
06	1/4"	-04	G 1/4"	-04	3,9	6,7	36,0	66,0	15,5	19	4,3	HCS-06-DKR-04-045-C-M-W3	
					.15	.26	1.42	2.60	.61	.75	9.48		
06	1/4"	-04	G 3/8"	-06	3,9	6,7	37,5	67,5	16,0	22	6,4	HCS-06-DKR-06-045-C-M-W3	
					.15	.26	1.48	2.66	.63	.87	14.11		
08	5/16"	-05	G 3/8"	-06	5,4	8,2	38,0	68,0	16,0	22	6,4	HCS-08-DKR-06-045-C-M-W3	
					.21	.32	1.50	2.68	.63	.87	14.00		
10	3/8"	-06	G 3/8"	-06	6,5	9,9	41,0	74,5	18,0	22	7,2	HCS-10-DKR-06-045-C-M-W3	
					.26	.39	1.61	2.93	.71	.87	15.88		
10	3/8"	-06	G 1/2"	-08	6,5	9,9	40,5	74,0	19,5	27	10,5	HCS-10-DKR-08-045-C-M-W3	
					.26	.39	1.59	2.91	.77	1.06	23.15		
12	1/2"	-08	G 3/8"	-06	9,5	13,0	53,5	89,0	23,5	22	10,1	HCS-12-DKR-06-045-C-M-W3	
					.37	.51	2.11	3.50	.93	.87	22.27		
12	1/2"	-08	G 1/2"	-08	9,5	13,0	50,5	85,5	20,0	27	12,2	HCS-12-DKR-08-045-C-M-W3	
					.37	.51	1.99	3.37	.79	1.06	26.79		
12	1/2"	-08	G 5/8"	-10	9,5	13,0	45,5	81,0	19,5	30	14,4	HCS-12-DKR-10-045-C-M-W3	
					.37	.51	1.79	3.19	.77	1.18	31.64		
12	1/2"	-08	G 3/4"	-12	9,5	13,0	46,0	81,5	23,5	32	16,3	HCS-12-DKR-12-045-C-M-W3	
					.37	.51	1.81	3.21	.93	1.26	35.83		
16	5/8"	-10	G 5/8"	-10	12,6	16,0	55,5	93,5	24,5	30	15,6	HCS-16-DKR-10-045-C-M-W3	
					.50	.63	2.19	3.68	.96	1.18	34.40		
16	5/8"	-10	G 3/4"	-12	12,6	16,0	55,5	94,0	25,0	32	18,7	HCS-16-DKR-12-045-C-M-W3	
					.50	.63	2.19	3.70	.98	1.26	41.12		
19	3/4"	-12	G 3/4"	-12	14,8	19,1	63,5	109,5	31,0	32	24,8	HCS-19-DKR-12-045-C-M-W3	
					.58	.75	2.50	4.31	1.22	1.26	54.57		
19	3/4"	-12	G 1"	-16	14,8	19,1	63,0	109,0	30,0	41	35,4	HCS-19-DKR-16-045-C-M-W3	
					.58	.75	2.48	4.29	1.18	1.61	78.06		
25	1"	-16	G 1"	-16	20,0	25,9	89,0	144,0	38,0	38	48,0	HCS-25-DKR-16-045-C-M-W3	
					.79	1.02	3.50	5.67	1.50	1.50	105.73		
25	1"	-16	G 1 1/4"	-20	20,0	25,9	89,5	144,5	40,0	50	59,1	HCS-25-DKR-20-045-W-M-W3	
					.79	1.02	3.52	5.69	1.57	1.97	130.32		
31	1 1/4"	-20	G 1 1/4"	-20	26,0	32,5	102,0	161,5	39,5	50	82,9	HCS-31-DKR-20-045-W-M-W3	
					1,02	1,28	4,02	6,36	1,56	1,97	182,79		
38	1 1/2"	-24	G 1 1/2"	-24	31,0	38,9	129,5	197,0	50,0	55	122,4	HCS-38-DKR-24-045-W-M-W3	
					1,22	1,53	5,10	7,76	1,97	2,17	269,89		
51	2"	-32	G 2"	-32	40,0	51,6	135,0	210,0	60,5	70	195,1	HCS-51-DKR-32-045-W-M-W3	
					1,57	2,03	5,31	8,27	2,38	2,76	430,20		

Dimension Y ± 2,5 mm / .10 in

Related Products and Accessories

Swage Ferrules

Pages 14-21


Straight Version

Page 64


ECOVOS VA Version

Page 128


Mobile Interlocking Protection

Page 88

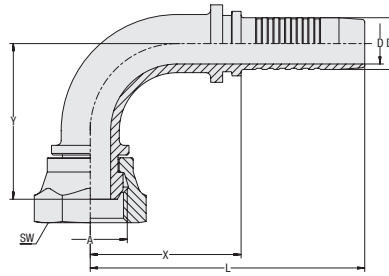

90° Version

Page 66


MULTIVOS Version

Page 163

**90° Elbow Insert with Female BSPP Thread and 60° Taper
Type DKR 90°**



Connection Type Female BSPP Nut Thread
Sealing Type 60° Taper
Standard ISO 8434-6, BS 5200

Material Carbon Steel
Surface Finishing Zinc/Nickel-Plating

Suitable for use with mobile interlocking protection
 (nominal sizes DN 16 to DN 31)

Hose Size			Connection Size		Dimensions (mm/in)							Weight (kg/lbs) ca. per 100	Ordering Codes
DN	inch	Dash	Thread	Dash	D	D1	X	L	Y	SW (Hex)			
05	1/8"	-03	G 1/4"	-04	2,9	5,1	26,5	51,0	26,0	19	4,1	HCS-03-DKR-04-090-C-M-W3	
					.11	.20	1.04	2.01	1.02	.75	9.04		
06	1/4"	-04	G 1/8"	-03	3,9	6,7	28,0	58,0	30,5	17	4,1	HCS-06-DKR-03-090-C-M-W3	
					.15	.26	1.10	2.28	1.20	.67	9.04		
06	1/4"	-04	G 1/4"	-04	3,9	6,7	27,0	57,0	28,5	19	4,6	HCS-06-DKR-04-090-C-M-W3	
					.15	.26	1.06	2.24	1.12	.75	10.14		
06	1/4"	-04	G 3/8"	-06	3,9	6,7	29,0	59,0	31,0	22	6,9	HCS-06-DKR-06-090-C-M-W3	
					.15	.26	1.14	2.32	1.22	.87	15.10		
08	5/16"	-05	G 3/8"	-06	5,4	8,2	29,5	59,5	31,5	22	6,8	HCS-08-DKR-06-090-C-M-W3	
					.21	.32	1.16	2.34	1.24	.87	14.99		
10	3/8"	-06	G 3/8"	-06	6,5	9,9	33,0	66,5	40,5	22	8,3	HCS-10-DKR-06-090-C-M-W3	
					.26	.39	1.30	2.62	1.59	.87	18.30		
10	3/8"	-06	G 1/2"	-08	6,5	9,9	35,5	69,0	38,0	27	11,6	HCS-10-DKR-08-090-C-M-W3	
					.26	.39	1.40	2.72	1.50	1.06	25.47		
12	1/2"	-08	G 3/8"	-06	9,5	13,0	42,0	77,5	42,5	22	14,5	HCS-12-DKR-06-090-C-M-W3	
					.37	.51	1.65	3.05	1.67	.87	31.97		
12	1/2"	-08	G 1/2"	-08	9,5	13,0	41,0	76,5	42,0	27	13,7	HCS-12-DKR-08-090-C-M-W3	
					.37	.51	1.61	3.01	1.65	1.06	30.21		
12	1/2"	-08	G 5/8"	-10	9,5	13,0	41,0	76,5	40,5	30	16,0	HCS-12-DKR-10-090-C-M-W3	
					.37	.51	1.61	3.01	1.59	1.18	35.17		
12	1/2"	-08	G 3/4"	-12	9,5	13,0	38,0	73,5	45,5	32	17,9	HCS-12-DKR-12-090-C-M-W3	
					.37	.51	1.50	2.89	1.79	1.26	39.36		
16	5/8"	-10	G 5/8"	-10	12,6	16,0	46,5	85,0	48,0	30	17,5	HCS-16-DKR-10-090-C-M-W3	
					.50	.63	1.83	3.35	1.89	1.18	38.59		
16	5/8"	-10	G 3/4"	-12	12,6	16,0	45,0	84,0	54,0	32	20,2	HCS-16-DKR-12-090-C-M-W3	
					.50	.63	1.77	3.31	2.13	1.26	44.54		
19	3/4"	-12	G 3/4"	-12	14,8	19,1	50,0	94,3	52,0	32	22,2	HCS-19-DKR-12-090-C-M-W3	
					.58	.75	1.97	3.71	2.05	1.26	48.95		
19	3/4"	-12	G 1"	-16	14,8	19,1	54,0	100,0	56,0	41	39,1	HCS-19-DKR-16-090-C-M-W3	
					.58	.75	2.13	3.94	2.20	1.61	86.22		
25	1"	-16	G 1"	-16	20,0	25,9	75,5	130,5	73,5	41	58,1	HCS-25-DKR-16-090-C-M-W3	
					.79	1.02	2.97	5.14	2.89	1.61	128.11		
25	1"	-16	G 1 1/4"	-20	20,0	25,9	76,0	131,0	79,5	50	67,2	HCS-25-DKR-20-090-W-M-W3	
					.79	1.02	2.99	5.16	3.13	1.97	148.18		
31	1 1/4"	-20	G 1 1/4"	-20	26,0	32,5	92,2	152,0	88,5	50	96,5	HCS-31-DKR-20-090-W-M-W3	
					1.02	1.28	3.63	5.98	3.48	1.97	212.78		
38	1 1/2"	-24	G 1 1/2"	-24	31,0	38,9	117,0	184,5	105,5	55	146,3	HCS-38-DKR-24-090-W-M-W3	
					1.22	1.53	4.61	7.26	4.15	2.17	322.48		
51	2"	-32	G 2"	-32	40,0	51,6	121,5	196,5	125,0	70	227,1	HCS-51-DKR-32-090-W-M-W3	
					1.57	2.03	4.78	7.74	4.92	2.76	500.65		

Dimension Y ± 2,5 mm / .10 in

Related Products and Accessories



Swage Ferrules

Pages 14-21



Straight Version

Page 64



ECOVS VA Version

Page 129



Mobile Interlocking Protection

Page 88



45° Version

Page 65



MULTIVOS Version

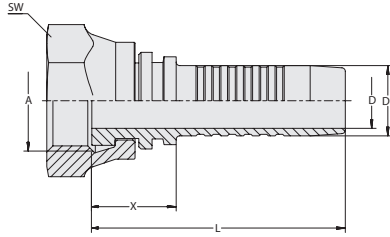
Page 164

**Straight Insert with Female BSPP Thread
Type DKRF**

Connection Type Female BSPP Nut Thread
Sealing Type Flat-Sealing

Material Carbon Steel
Surface Finishing Zinc/Nickel-Plating

Suitable for use with mobile interlocking protection
(nominal sizes DN 16 to DN 31)


A

Hose Size			Connection Size		Dimensions (mm/in)					Weight	Ordering Codes
DN	inch	Dash	Thread	Dash	D	D1	X	L	SW (Hex)	(*9/163) ca. per 100	
06	1/4"	-04	G 1/4"	-04	3,9	6,7	14,0	44,2	19	2,9	HCS-06-DKRF-04-C-M-W3
					.15	.26	.55	1.74	.75	6.39	
08	5/16"	-05	G 3/8"	-06	5,4	8,2	19,3	49,5	22	4,8	HCS-08-DKRF-06-C-M-W3
					.21	.32	.76	1.95	.87	10.58	
08	5/16"	-05	G 1/2"	-08	5,4	8,2	20,9	51,1	27	7,5	HCS-08-DKRF-08-C-M-W3
					.21	.32	.82	2.01	1.06	16.54	
10	3/8"	-06	G 1/4"	-04	6,5	9,9	16,4	49,9	19	3,8	HCS-10-DKRF-04-C-M-W3
					.26	.39	.65	1.96	.75	8.38	
10	3/8"	-06	G 3/8"	-06	6,5	9,9	16,3	49,8	22	4,9	HCS-10-DKRF-06-C-M-W3
					.26	.39	.64	1.96	.87	10.80	
10	3/8"	-06	G 1/2"	-08	6,5	9,9	21,8	55,3	27	8,1	HCS-10-DKRF-08-S-M-W3
					.26	.39	.86	2.18	1.06	17.86	
12	1/2"	-08	G 3/8"	-06	9,5	13,0	19,4	54,9	22	5,8	HCS-12-DKRF-06-C-M-W3
					.37	.51	.76	2.16	.87	12.79	
12	1/2"	-08	G 1/2"	-08	9,5	13,0	18,6	54,1	27	8,2	HCS-12-DKRF-08-C-M-W3
					.37	.51	.73	2.13	1.06	18.08	
12	1/2"	-08	G 3/4"	-12	9,5	13,0	20,1	55,6	32	11,6	HCS-12-DKRF-12-C-M-W3
					.37	.51	.79	2.19	1.26	25.58	
16	5/8"	-10	G 3/4"	-12	12,6	16,0	20,2	58,7	32	11	HCS-16-DKRF-12-C-M-W3
					.50	.63	.80	2.31	1.26	24.26	
19	3/4"	-12	G 3/4"	-12	14,8	19,1	18,2	64,2	32	12,4	HCS-19-DKRF-12-C-M-W3
					.58	.75	.72	2.53	1.26	27.34	
19	3/4"	-12	G 1"	-16	14,8	19,1	25,3	71,3	41	22,5	HCS-19-DKRF-16-C-M-W3
					.58	.75	1.00	2.81	1.61	49.61	
25	1"	-16	G 1"	-16	20,0	25,9	23,6	78,8	41	30,2	HCS-25-DKRF-16-C-M-W3
					.79	1.02	.93	3.10	1.61	66.59	
31	1 1/4"	-20	G 1 1/4"	-20	26,0	32,5	23,4	83,4	50	39	HCS-31-DKRF-20-W-M-W3
					1.02	1.28	.92	3.28	1.97	86.00	

Related Products and Accessories

Swage Ferrules

Pages 14-21


90° Version

Page 68

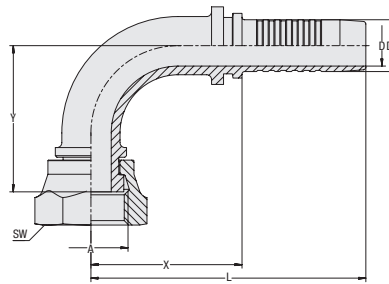

ECOVOS VA Version

Page 130


Mobile Interlocking Protection

Page 88

**90° Elbow Insert with Female BSPP Thread
Type DKRF 90°**



Connection Type Female BSPP Nut Thread
Sealing Type Flat-Sealing

Material Carbon Steel
Surface Finishing Zinc/Nickel-Plating

Suitable for use with mobile interlocking protection
(nominal sizes DN 16 to DN 31)

Hose Size			Connection Size		Dimensions (mm/in)							Weight (kg/lbs) ca. per 100	Ordering Codes
DN	inch	Dash	Thread	Dash	D	D1	X	L	Y	SW (Hex)			
06	1/4"	-04	G 1/4"	-04	3,9	6,7	32,8	63,0	35,2	19	4,5	HCS-06-DKRF-04-090-C-M-W3	
					.15	.26	1.29	2.48	1.39	.75	9.92		
10	3/8"	-06	G 3/8"	-06	6,5	9,9	42,5	74,0	36,5	22	8,3	HCS-10-DKRF-06-090-C-M-W3	
					.26	.39	1.67	2.91	1.44	.87	18.30		
12	1/2"	-08	G 1/2"	-08	9,5	13,0	48,0	83,5	41,0	27	13,3	HCS-12-DKRF-08-090-C-M-W3	
					.37	.51	1.89	3.29	1.61	1.06	29.33		
12	1/2"	-08	G 3/4"	-12	9,5	13,0	48,0	83,5	41,0	32	17,9	HCS-12-DKRF-12-090-C-M-W3	
					.37	.51	1.89	3.29	1.61	1.26	39.47		
16	5/8"	-10	G 3/4"	-12	12,6	16,0	45,0	83,5	51,1	32	20,2	HCS-16-DKRF-12-090-C-M-W3	
					.50	.63	1.77	3.29	2.01	1.26	44.54		
19	3/4"	-12	G 3/4"	-12	14,8	19,1	60,6	106,6	54,0	32	24,0	HCS-19-DKRF-12-090-C-M-W3	
					.58	.75	2.39	4.20	2.13	1.26	52.92		
25	1"	-16	G 1"	-16	20,0	25,9	61,4	116,6	70,3	41	45,5	HCS-25-DKRF-16-090-C-M-W3	
					.79	1.02	2.42	4.59	2.77	1.61	100.33		
31	1 1/4"	-20	G 1 1/4"	-20	26,0	32,5	76,3	136,3	79,9	50	82,0	HCS-31-DKRF-20-090-W-M-W3	
					1.02	1.28	3.00	5.37	3.15	1.97	180.81		

Dimension Y ± 2,5 mm / .10 in

Related Products and Accessories



Swage Ferrules

Pages 14-21



Straight Version

Page 67



ECOVOS VA Version

Page 131



Mobile Interlocking Protection

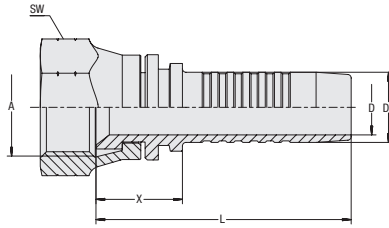
Page 88

Straight Insert with Female UN/UNF Thread and 74° Conical Bore Type DKJ

Connection Type Female UN/UNF Nut Thread
Sealing Type 74° Conical Bore
Standard ISO 8434-2

Material Carbon Steel
Surface Finishing Zinc/Nickel-Plating

Suitable for use with mobile interlocking protection
(nominal sizes DN 16 to DN 31)



A

Hose Size			Connection Size		Dimensions (mm/in)					Weight	Ordering Codes
DN	inch	Dash	Thread	Dash	D	D1	X	L	SW (Hex)	(kg/lbs) ca. per 100	
06	1/4"	-04	7/16"-20 UNF	-04	3,9 .15	6,7 .26	15,5 .61	45,5 1,79	14 .55	2,1 4,63	HCS-06-DKJ-04-C-M-W3
06	1/4"	-04	1/2"-20 UNF	-05	3,9 .15	6,7 .26	14,5 .57	41,0 1,61	17 .67	2,4 5,29	HCS-06-DKJ-05-C-M-W3
06	1/4"	-04	9/16"-18 UNF	-06	3,9 .15	6,7 .26	17,0 .67	47,0 1,85	19 .75	3,5 7,61	HCS-06-DKJ-06-C-M-W3
06	1/4"	-04	3/4"-16 UNF	-08	3,9 .15	6,7 .26	22,0 .87	52,0 2,05	24 .94	5,8 12,79	HCS-06-DKJ-08-C-M-W3
08	5/16"	-05	1/2"-20 UNF	-05	5,4 .21	8,2 .32	15,0 .59	45,0 1,77	17 .67	2,9 6,39	HCS-08-DKJ-05-C-M-W3
08	5/16"	-05	9/16"-18 UNF	-06	5,4 .21	8,2 .32	19,0 .75	49,0 1,93	19 .75	4,0 8,82	HCS-08-DKJ-06-C-M-W3
08	5/16"	-05	3/4"-16UNF	-08	5,4 .21	8,2 .32	16,0 .63	42,5 1,67	24 .94	5,1 11,25	HCS-08-DKJ-08-C-M-W3
10	3/8"	-06	9/16"-18 UNF	-06	6,5 .26	9,9 .39	17,0 .67	50,5 1,99	19 .75	4,1 9,04	HCS-10-DKJ-06-C-M-W3
10	3/8"	-06	1/2"-20 UNF	-05	6,5 .26	9,9 .39	17,0 .67	50,5 1,99	17 .67	3,5 7,72	HCS-10-DKJ-05-C-M-W3
10	3/8"	-06	3/4"-16 UNF	-08	6,5 .26	9,9 .39	17,0 .67	50,5 1,99	24 .94	5,9 12,90	HCS-10-DKJ-08-C-M-W3
10	3/8"	-06	7/8"-14 UNF	-10	6,5 .26	9,9 .39	19,0 .75	52,5 2,07	27 1,06	7,7 16,98	HCS-10-DKJ-10-C-M-W3
12	1/2"	-08	3/4"-16 UNF	-08	9,5 .37	13,0 .51	19,5 .77	55,0 2,17	22 .87	6,0 13,23	HCS-12-DKJ-08-C-M-W3
12	1/2"	-08	7/8"-14 UNF	-10	9,5 .37	13,0 .51	20,0 .79	55,5 2,19	27 1,06	7,4 16,32	HCS-12-DKJ-10-C-M-W3
12	1/2"	-08	1 1/16"-12 UN	-12	9,5 .37	13,0 .51	24,5 .96	60,0 2,36	32 1,26	12,7 28,00	HCS-12-DKJ-12-C-M-W3
16	5/8"	-10	7/8"-14 UNF	-10	12,6 .50	16,0 .63	19,5 .77	58,0 2,28	27 1,06	8,9 19,62	HCS-16-DKJ-10-C-M-W3
16	5/8"	-10	1 1/16"-12 UN	-12	12,6 .50	16,0 .63	23,0 .91	61,5 2,42	32 1,26	13,2 29,11	HCS-16-DKJ-12-C-M-W3
19	3/4"	-12	1 1/16"-12 UN	-12	14,8 .58	19,1 .75	22,6 .89	66,9 2,63	32 1,26	12,9 28,44	HCS-19-DKJ-12-C-M-W3
19	3/4"	-12	7/8"-14 UNF	-10	14,8 .58	19,1 .75	22,3 .88	66,6 2,62	27 1,06	13,5 29,77	HCS-19-DKJ-10-C-M-W3
19	3/4"	-12	1 5/16"-12 UN	-16	14,8 .58	19,1 .75	24,3 .96	68,6 2,70	41 1,61	20,0 44,10	HCS-19-DKJ-16-C-M-W3
25	1"	-16	1 5/16"-12 UN	-16	20,0 .79	25,9 1,02	24,8 .98	79,1 3,11	41 1,61	24,0 52,92	HCS-25-DKJ-16-C-M-W3
25	1"	-16	1 1/16"-12UN	-12	20,0 .79	25,9 1,02	25,5 1,00	80,5 3,17	32 1,26	21,3 46,97	HCS-25-DKJ-12-C-M-W3
25	1"	-16	1 5/8"-12UN	-20	20,0 .79	25,9 1,02	41,5 1,63	96,5 3,80	50 1,97	46,3 101,98	HCS-25-DKJ-20-W-M-W3
31	1 1/4"	-20	1 5/8"-12UN	-20	26,0 1,02	32,5 1,28	28,1 1,11	86,0 3,39	50 1,97	43,2 95,26	HCS-31-DKJ-20-W-M-W3
31	1 1/4"	-20	1 7/8"-12 UN	-24	26,0 1,02	32,5 1,28	47,5 1,87	107,5 4,23	60 2,36	77,6 171,11	HCS-31-DKJ-24-W-M-W3
38	1 1/2"	-24	1 7/8"-12 UN	-24	31,0 1,22	38,9 1,53	36,0 1,42	103,5 4,07	60 2,36	81,4 179,38	HCS-38-DKJ-24-W-M-W3
51	2"	-32	2 1/2"-12 UN	-32	40,0 1,57	51,6 2,03	43,5 1,71	118,5 4,67	75 2,95	153,7 338,80	HCS-51-DKJ-32-W-M-W3

Related Products and Accessories



Swage Ferrules

Pages 14-21



45° Version

Page 70



ECOVS VA Version

Page 132



Mobile Interlocking Protection

Page 88



90° Version

Page 71



MULTIVOS Version

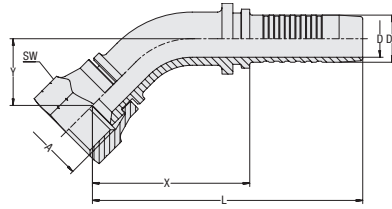
Page 165



POWERVOS Version

Page 181

45° Elbow Insert with Female UN/UNF Thread and 74° Conical Bore Type DKJ 45°



Connection Type Female UN/UNF Nut Thread
Sealing Type 74° Conical Bore
Standard ISO 8434-2

Material Carbon Steel
Surface Finishing Zinc/Nickel-Plating

Suitable for use with mobile interlocking protection (nominal sizes DN 16 to DN 31)

Hose Size			Connection Size		Dimensions (mm/in)							Weight (kg/lbs) ca. per 100	Ordering Codes
DN	inch	Dash	Thread	Dash	D	D1	X	L	Y	SW (Hex)			
06	1/4"	-04	7/16"-20 UNF	-04	3,9	6,7	35,0	65,0	16,5	14	2,9		
					.15	.26	1.38	2.56	.65	.55	6.28	HCS-06-DKJ-04-045-C-M-W3	
06	1/4"	-04	1/2"-20 UNF	-05	3,9	6,7	33,5	63,5	14,0	19	2,1		
					.15	.26	1.32	2.50	.55	.75	4.63	HCS-06-DKJ-05-045-C-M-W3	
06	1/4"	-04	9/16"-18 UNF	-06	3,9	6,7	33,5	63,5	14,0	19	4,3		
					.15	.26	1.32	2.50	.55	.75	9.48	HCS-06-DKJ-06-045-C-M-W3	
08	5/16"	-05	1/2"-20 UNF	-05	5,4	8,2	38,5	68,5	16,5	17	4,4		
					.21	.32	1.52	2.70	.65	.67	9.59	HCS-08-DKJ-05-045-C-M-W3	
08	5/16"	-05	9/16"-18 UNF	-06	5,4	8,2	52,0	78,5	16,0	19	4,9		
					.21	.32	2.05	3.09	.63	.75	10.80	HCS-08-DKJ-06-045-C-M-W3	
10	3/8"	-06	9/16"-18 UNF	-06	6,5	9,9	40,0	73,5	16,5	19	6,2		
					.26	.39	1.57	2.89	.65	.75	13.56	HCS-10-DKJ-06-045-C-M-W3	
10	3/8"	-06	3/4"-16 UNF	-08	6,5	9,9	42,0	75,0	15,5	24	8,2		
					.26	.39	1.65	2.95	.61	.94	17.97	HCS-10-DKJ-08-045-C-M-W3	
10	3/8"	-06	7/8"-14 UNF	-10	6,5	9,9	39,5	73,0	17,5	27	9,9		
					.26	.39	1.56	2.87	.69	1.06	21.72	HCS-10-DKJ-10-045-C-M-W3	
12	1/2"	-08	3/4"-16 UNF	-08	9,5	13,0	45,0	80,5	21,5	22	9,2		
					.37	.51	1.77	3.17	.85	.87	20.18	HCS-12-DKJ-08-045-C-M-W3	
12	1/2"	-08	7/8"-14 UNF	-10	9,5	13,0	64,0	96,5	21,0	27	11,8		
					.37	.51	2.52	3.80	.83	1.06	26.02	HCS-12-DKJ-10-045-C-M-W3	
12	1/2"	-08	1 1/16"-12 UN	-12	9,5	13,0	47,0	82,5	21,5	32	15,3		
					.37	.51	1.85	3.25	.85	1.26	33.63	HCS-12-DKJ-12-045-C-M-W3	
16	5/8"	-10	7/8"-14 UNF	-10	12,6	16,0	53,5	91,5	22,5	27	13,6		
					.50	.63	2.11	3.60	.89	1.06	29.99	HCS-16-DKJ-10-045-C-M-W3	
16	5/8"	-10	1 1/16"-12 UN	-12	12,6	16,0	58,5	96,5	27,0	32	18,9		
					.50	.63	2.30	3.80	1.06	1.26	41.56	HCS-16-DKJ-12-045-C-M-W3	
19	3/4"	-12	1 1/16"-12 UN	-12	14,8	19,1	60,2	106,0	27,5	32	23,8		
					.58	.75	2.37	4.17	1.08	1.26	52.37	HCS-19-DKJ-12-045-C-M-W3	
19	3/4"	-12	1 5/16"-12 UN	-16	14,8	19,1	64,0	110,0	25,5	41	32,6		
					.58	.75	2.52	4.33	1.00	1.66	71.88	HCS-19-DKJ-16-045-C-M-W3	
25	1"	-16	1 5/16"-12 UN	-16	20,0	25,9	83,5	138,5	32,5	41	46,5		
					.79	1.02	3.29	5.45	1.28	1.61	102.53	HCS-25-DKJ-16-045-C-M-W3	
25	1"	-16	1 5/8"-12 UN	-20	20,0	25,9	90,0	144,5	35,0	50	60,5		
					.79	1.02	3.54	5.69	1.38	1.97	133.40	HCS-25-DKJ-20-045-W-M-W3	
31	1 1/4"	-20	1 5/8"-12 UN	-20	26,0	32,5	109,0	168,5	45,5	50	88,1		
					1.02	1.28	4.29	6.63	1.79	1.97	194.15	HCS-31-DKJ-20-045-W-M-W3	
31	1 1/4"	-20	1 7/8"-12 UN	-24	26,0	32,5	110,0	170,0	46,5	60	104,0		
					1.02	1.28	4.33	6.69	1.83	2.36	229.32	HCS-31-DKJ-24-045-W-M-W3	
38	1 1/2"	-24	1 7/8"-12 UN	-24	31,0	38,9	134,5	202,0	58,5	60	141,8		
					1.22	1.53	5.30	7.95	2.30	2.36	312.67	HCS-38-DKJ-24-045-W-M-W3	
51	2"	-32	2 1/2"-12 UN	-32	40,0	51,6	151,0	226,0	67,0	75	235,0		
					1.57	2.03	5.94	8.90	2.64	2.95	518.18	HCS-51-DKJ-32-045-W-M-W3	

Dimension Y ± 2,5 mm / .10 in

Related Products and Accessories



Swage Ferrules

Pages 14-21



Straight Version

Page 69



ECOVOS VA Version

Page 133



Mobile Interlocking Protection

Page 88



90° Version

Page 71



MULTIVOS Version

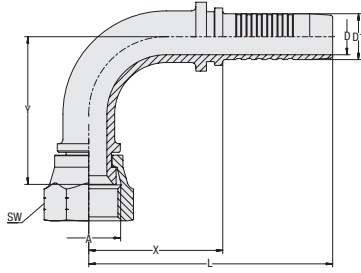
Page 166

90° Elbow Insert with Female UN/UNF Thread and 74° Conical Bore Type DKJ 90°

Connection Type Female UN/UNF Nut Thread
Sealing Type 74° Conical Bore
Standard ISO 8434-2

Material Carbon Steel
Surface Finishing Zinc/Nickel-Plating

Suitable for use with mobile interlocking protection
 (nominal sizes DN 16 to DN 31)



A

Hose Size			Connection Size		Dimensions (mm/in)							Weight	Ordering Codes
DN	inch	Dash	Thread	Dash	D	D1	X	L	Y	SW (Hex)	(kg/lbs) ca. per 100		
06	1/4"	-04	7/16"-20 UNF	-04	3,9	6,7	25,5	55,5	31,5	14	3,2	HCS-06-DKJ-04-090-C-M-W3	
					.15	.26	1.00	2.19	1.24	.55	6.95		
06	1/4"	-04	1/2"-20 UNF	-05	3,9	6,7	27,0	57,0	27,5	17	4,0	HCS-06-DKJ-05-090-C-M-W3	
					.15	.26	1.06	2.24	1.08	.67	8.71		
06	1/4"	-04	9/16"-18 UNF	-06	3,9	6,7	32,5	62,5	30,0	19	4,7	HCS-06-DKJ-06-090-C-M-W3	
					.15	.26	1.28	2.46	1.18	.75	10.36		
08	5/16"	-05	1/2"-20 UNF	-05	5,4	8,2	28,5	58,5	30,0	17	4,7	HCS-08-DKJ-05-090-C-M-W3	
					.21	.32	1.12	2.30	1.18	.67	10.25		
08	5/16"	-05	9/16"-18 UNF	-06	5,4	8,2	31,8	61,8	30,7	19	4,9	HCS-08-DKJ-06-090-C-M-W3	
					.21	.32	1.25	2.43	1.21	.75	10.80		
08	5/16"	-05	3/4"-16 UNF	-08	5,4	8,2	33,0	59,5	33,0	24	0,0	HCS-08-DKJ-08-090-C-M-W3	
					.21	.32	1.30	2.34	1.30	.94	.00		
10	3/8"	-06	9/16"-18 UNF	-06	6,5	9,9	35,0	69,0	36,5	19	7,3	HCS-10-DKJ-06-090-C-M-W3	
					.26	.39	1.38	2.72	1.44	.75	16.10		
10	3/8"	-06	3/4"-16 UNF	-08	6,5	9,9	37,0	70,0	33,0	24	9,2	HCS-10-DKJ-08-090-C-M-W3	
					.26	.39	1.46	2.76	1.30	.94	20.18		
10	3/8"	-06	7/8"-14 UNF	-10	6,5	9,9	38,5	72,0	38,5	27	11,2	HCS-10-DKJ-10-090-C-M-W3	
					.26	.39	1.52	2.83	1.52	1.06	24.70		
12	1/2"	-08	3/4"-16 UNF	-08	9,5	13,0	39,5	75,0	42,0	22	10,7	HCS-12-DKJ-08-090-C-M-W3	
					.37	.51	1.56	2.95	1.65	.87	23.59		
12	1/2"	-08	7/8"-14 UNF	-10	9,5	13,0	39,0	77,0	43,5	27	13,6	HCS-12-DKJ-10-090-C-M-W3	
					.37	.51	1.54	3.03	1.71	1.06	29.99		
12	1/2"	-08	1 1/16"-12 UN	-12	9,5	13,0	40,0	75,5	43,0	32	16,8	HCS-12-DKJ-12-090-C-M-W3	
					.37	.51	1.57	2.97	1.69	1.26	37.04		
16	5/8"	-10	7/8"-14 UNF	-10	12,6	16,0	46,5	85,0	51,5	27	16,2	HCS-16-DKJ-10-090-C-M-W3	
					.50	.63	1.83	3.35	2.03	1.06	35.61		
16	5/8"	-10	1 1/16"-12 UN	-12	12,6	16,0	45,0	83,5	48,5	32	20,3	HCS-16-DKJ-12-090-C-M-W3	
					.50	.63	1.77	3.29	1.91	1.26	44.76		
19	3/4"	-12	1 1/16"-12 UN	-12	14,8	19,1	54,0	100,0	54,5	32	28,1	HCS-19-DKJ-12-090-C-M-W3	
					.58	.75	2.13	3.94	2.15	1.26	61.85		
19	3/4"	-12	1 5/16"-12 UN	-16	14,8	19,1	54,0	100,0	55,0	41	36,3	HCS-19-DKJ-16-090-C-M-W3	
					.58	.75	2.13	3.94	2.17	1.61	79.93		
25	1"	-16	1 5/16"-12 UN	-16	20,0	25,9	72,0	126,3	67,0	41	43,0	HCS-25-DKJ-16-090-C-M-W3	
					.79	1.02	2.83	4.97	2.64	1.61	94.82		
25	1"	-16	1 5/8"-12 UN	-20	20,0	25,9	82,0	137,0	74,0	50	68,9	HCS-25-DKJ-20-090-W-M-W3	
					.79	1.02	3.23	5.39	2.91	1.97	151.92		
31	1 1/4"	-20	1 5/8"-12UN	-20	26,0	32,5	91,5	151,5	99,0	50	102,7	HCS-31-DKJ-20-090-W-M-W3	
					1.02	1.28	3.60	5.96	3.90	1.97	226.34		
31	1 1/4"	-20	1 7/8"-12 UN	-24	26,0	32,5	91,0	151,0	93,0	60	115,7	HCS-31-DKJ-24-090-W-M-W3	
					1.02	1.28	3.58	5.94	3.66	2.36	255.01		
38	1 1/2"	-24	1 7/8"-12 UN	-24	31,0	38,9	116,5	184,0	110,0	60	163,4	HCS-38-DKJ-24-090-W-M-W3	
					1.22	1.53	4.59	7.24	4.33	2.36	360.19		
51	2"	-32	2 1/2"-12 UN	-32	40,0	51,6	122,0	197,0	140,0	75	261,0	HCS-51-DKJ-32-090-W-M-W3	
					1.57	2.03	4.80	7.76	5.51	2.95	575.39		

Dimension Y ± 2,5 mm / .10 in

Related Products and Accessories



Swage Ferrules

Pages 14-21



Straight Version

Page 69



ECOVS VA Version

Page 134



Mobile Interlocking Protection

Page 88



45° Version

Page 70

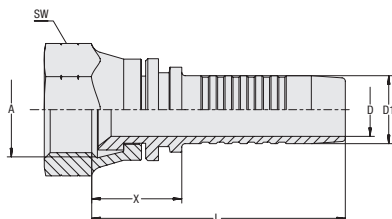


MULTIVOS Version

Page 167

Straight Insert with Female BSPP Thread and 60° Conical Bore Type DKJG

A



Connection Type Female BSPP Nut Thread
Sealing Type 60° Conical Bore
Standard JIS 8363 (KOMATSU)

Material Carbon Steel
Surface Finishing Zinc/Nickel-Plating

Suitable for use with mobile interlocking protection
 (nominal size DN 19 to DN 25)

Hose Size			Connection Size		Dimensions (mm/in)						Weight (kg/lbs) ca. per 100	Ordering Codes
DN	inch	Dash	Thread	Dash	D	D1	X	L	SW (Hex)			
06	1/4"	-04	G 1/4"	-04	3,9	6,7	14,1	44,3	19	2,9		
					.15	.26	.56	1.74	.75	6.39		
08	5/16"	-05	G 3/8"	-06	5,4	8,2	19,3	49,5	22	4,8		
					.21	.32	.76	1.95	.87	10.58		
10	3/8"	-06	G 3/8"	-06	6,5	9,9	16,3	49,8	22	4,9		
					.26	.39	.64	1.96	.87	10.80		
12	1/2"	-08	G 1/2"	-08	9,5	13,0	18,6	54,1	27	8,2		
					.37	.51	.73	2.13	1.06	18.08		
19	3/4"	-12	G 3/4"	-12	14,8	19,1	18,7	64,7	32	12,4		
					.58	.75	.74	2.55	1.26	27.34		
25	1"	-16	G 1"	-16	20,0	25,9	22,7	77,9	41	22,5		
					.79	1.02	.89	3.07	1.61	49.61		

Related Products and Accessories



Swage Ferrules

Pages 14-21



45° Version

Page 73



90° Version

Page 74

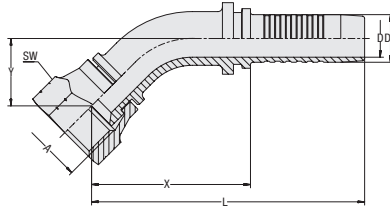


Mobile Interlocking Protection

Page 88

**45° Elbow Insert with Female BSPP Thread and 60° Conical Bore
Type DKJG 45°**

Connection Type Female BSPP Nut Thread
Sealing Type 60° Conical Bore
Standard JIS 8363 (KOMATSU)
Material Carbon Steel
Surface Finishing Zinc/Nickel-Plating


A

Hose Size			Connection Size		Dimensions (mm/in)							Weight (kg/lbs) ca. per 100	Ordering Codes
DN	inch	Dash	Thread	Dash	D	D1	X	L	Y	SW (Hex)			
06	1/4"	-04	G 1/4"	-04	3,9	6,7	42,8	73,0	18,8	19	2,9	HCS-06-DKJG-04-045-M-W3-KOM	
					.15	.26	1.69	2.87	.74	.75	6.39		
08	5/16"	-05	G 3/8"	-06	5,4	8,2	44,3	73,7	14,0	22	5,6	HCS-08-DKJG-06-045-M-W3-KOM	
					.21	.32	1.74	2.90	.55	.87	12.35		
10	3/8"	-06	G 3/8"	-06	6,5	9,9	34,5	78,0	20,1	22	6,2	HCS-10-DKJG-06-045-M-W3-KOM	
					.26	.39	1.36	3.07	.79	.87	13.67		
12	1/2"	-08	G 1/2"	-08	9,5	13,0	45,9	81,4	19,5	27	11,6	HCS-12-DKJG-08-045-M-W3-KOM	
					.37	.51	1.81	3.20	.77	1.06	25.58		

Dimension Y ± 2,5 mm / .10 in

Related Products and Accessories

Swage Ferrules

Pages 14-21


Straight Version

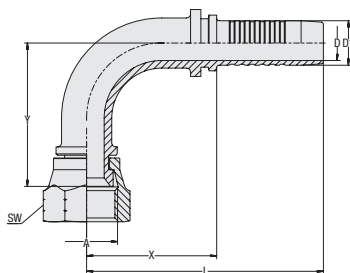
Page 72


90° Version

Page 74

**90° Elbow Insert with Female BSPP Thread and 60° Conical Bore
Type DKJG 90°**

A



Connection Type Female BSPP Nut Thread
Sealing Type 60° Conical Bore
Standard JIS 8363 (KOMATSU)
Material Carbon Steel
Surface Finishing Zinc/Nickel-Plating

Hose Size			Connection Size		Dimensions (mm/in)							Weight (kg/lbs) ca. per 100	Ordering Codes
DN	inch	Dash	Thread	Dash	D	D1	X	L	Y	SW (Hex)			
06	1/4"	-04	G 1/4"	-04	3,9	6,7	32,8	63,0	35,5	19	4,3	HCS-06-DKJG-04-090-M-W3-KOM	
					.15	.26	1.29	2.48	1.40	.75	9.48		
08	5/16"	-05	G 3/8"	-06	5,4	8,2	32,3	62,5	36,0	22	5,2	HCS-08-DKJG-06-090-M-W3-KOM	
					.21	.32	1.27	2.46	1.42	.87	11.47		
10	3/8"	-06	G 3/8"	-06	6,5	9,9	36,0	69,5	40,9	22	7,3	HCS-10-DKJG-06-090-M-W3-KOM	
					.26	.39	1.42	2.74	1.61	.87	16.10		
12	1/2"	-08	G 1/2"	-08	9,5	13,0	45,5	81,0	40,0	27	13,3	HCS-12-DKJG-08-090-M-W3-KOM	
					.37	.51	1.79	3.19	1.57	1.06	29.33		

Dimension Y ± 2,5 mm / .10 in

Related Products and Accessories



Swage Ferrules

Pages 14-21



Straight Version

Page 72



45° Version

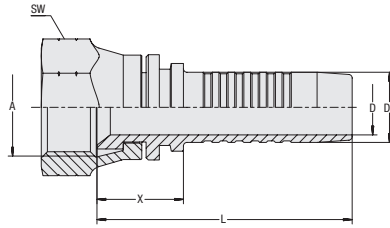
Page 73

Straight Insert with Female Metric Thread and 60° Conical Bore Type DKJM

Connection Type Female Metric Nut Thread
Sealing Type 60° Conical Bore
Standard JIS 8363 (KOMATSU)

Material Carbon Steel
Surface Finishing Zinc/Nickel-Plating

Suitable for use with mobile interlocking protection
 (nominal sizes DN 16 to DN 31)



A

Hose Size			Connection Size	Dimensions (mm/in)				Weight (kg/lbs) ca. per 100	Ordering Codes
DN	inch	Dash	Thread	D	D1	X	L	SW (Hex)	
06	1/4"	-04	M14x1,5	3,9	6,7	16,7	46,9	19	3,1
				.15	.26	.66	1.85	.75	6.84
06	1/4"	-04	M16x1,5	3,9	6,7	19,8	50,0	19	3,4
				.15	.26	.78	1.97	.75	7.50
10	3/8"	-06	M16x1,5	6,5	9,9	17,3	50,8	19	3,6
				.26	.39	.68	2.00	.75	7.94
10	3/8"	-06	M18x1,5	6,5	9,9	17,5	51,0	22	5,3
				.26	.39	.69	2.01	.87	11.69
10	3/8"	-06	M20x1,5	6,5	9,9	17,6	51,1	24	6,0
				.26	.39	.69	2.01	.94	13.23
12	1/2"	-08	M22x1,5	9,5	13,0	21,0	56,5	27	8,5
				.37	.51	.83	2.22	1.06	18.74
12	1/2"	-08	M24x1,5	9,5	13,0	24,2	59,7	30	11,2
				.37	.51	.95	2.35	1.18	24.70
16	5/8"	-10	M24x1,5	12,6	16,0	21,8	60,3	30	11,0
				.50	.63	.86	2.37	1.18	24.26
16	5/8"	-10	M28x1,5	12,6	16,0	23,0	61,5	36	16,0
				.50	.63	.91	2.42	1.42	35.28
19	3/4"	-12	M30x1,5	14,8	19,1	22,2	68,2	36	17,6
				.58	.75	.87	2.69	1.42	38.81
25	1"	-16	M33x1,5	20,0	25,9	24,6	79,8	41	0,0
				.79	1.02	.97	3.14	1.61	.00
31	1 1/4"	-20	M36x1,5	26,0	32,5	27,4	87,4	46	37,3
				1.02	1.28	1.08	3.44	1.81	82.25
38	1 1/2"	-24	M42x1,5	31,0	38,9	26,5	94,2	50	51,5
				1.22	1.53	1.04	3.71	1.97	113.56

Related Products and Accessories



Swage Ferrules

Pages 14-21



45° Version

Page 76



90° Version

Page 77

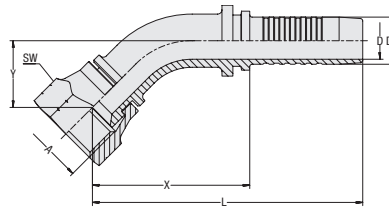


Mobile Interlocking Protection

Page 88

45° Elbow Insert with Female Metric Thread and 60° Conical Bore Type DKJM 45°

A



Connection Type Female Metric Nut Thread
Sealing Type 60° Conical Bore
Standard JIS 8363 (KOMATSU)

Material Carbon Steel
Surface Finishing Zinc/Nickel-Plating

Suitable for use with mobile interlocking protection
 (nominal sizes DN 16 to DN 25)

Hose Size			Connection Size	Dimensions (mm/in)							Weight (kg/lbs) ca.	Ordering Codes
DN	inch	Dash	Thread	D	D1	X	L	Y	SW (Hex)	per 100		
06	1/4"	-04	M14x1,5	3,9	6,7	44,6	74,8	20,6	19	4,5	HCS-06-DKJM-M14-045-C-M-W3-KOM	
				.15	.26	1.76	2.94	.81	.75	9.92		
10	3/8"	-06	M14x1,5	6,5	9,9	46,2	79,7	20,5	19	6,1	HCS-10-DKJM-M14-045-C-M-W3-KOM	
				.26	.39	1.82	3.14	.81	.75	13.45		
10	3/8"	-06	M16x1,5	6,5	9,9	44,8	78,3	20,5	19	6,0	HCS-10-DKJM-M16-045-C-M-W3-KOM	
10	3/8"	-06	M18x1,5	6,5	9,9	45,7	79,2	21,4	22	7,8	HCS-10-DKJM-M18-045-C-M-W3-KOM	
				.26	.39	1.80	3.12	.84	.87	17.20		
12	1/2"	-08	M22x1,5	9,5	13,0	50,0	85,5	24,5	27	12,3	HCS-12-DKJM-M22-045-C-M-W3-KOM	
16	5/8"	-10	M24x1,5	12,6	16,0	54,4	92,9	25,0	30	16,3	HCS-16-DKJM-M24-045-C-M-W3-KOM	
				.50	.63	2.14	3.66	.98	1.18	35.94		
19	3/4"	-12	M30x1,5	14,8	19,1	64,1	110,1	31,0	36	25,7	HCS-19-DKJM-M30-045-C-M-W3-KOM	
				.58	.75	2.52	4.33	1.22	1.42	56.67		
25	1"	-16	M33x1,5	20,0	25,9	71,8	127,0	34,0	41	39,5	HCS-25-DKJM-M33-045-C-M-W3-KOM	
				.79	1.02	2.83	5.00	1.34	1.61	87.10		

Dimension Y ± 2,5 mm / .10 in

Related Products and Accessories



Swage Ferrules

Pages 14-21



Straight Version

Page 75



90° Version

Page 77



Mobile Interlocking Protection

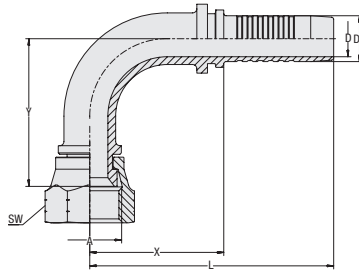
Page 88

90° Elbow Insert with Female Metric Thread and 60° Conical Bore Type DKJM 90°

Connection Type Female Metric Nut Thread
Sealing Type 60° Conical Bore
Standard JIS 8363 (KOMATSU)

Material Carbon Steel
Surface Finishing Zinc/Nickel-Plating

Suitable for use with mobile interlocking protection
 (nominal sizes DN 16 to DN 25)



A

Hose Size			Connection Size	Dimensions (mm/in)							Weight (kg/lbs) ca. per 100	Ordering Codes
DN	inch	Dash	Thread	D	D1	X	L	Y	SW (Hex)			
06	1/4"	-04	M14x1,5	3,9	6,7	32,8	63,0	37,9	19	4,9	HCS-06-DKJM-M14-090-C-M-W3-KOM	
				.15	.26	1.29	2.48	1.49	.75	10.80		
10	3/8"	-06	M14x1,5	6,5	9,9	37,0	70,5	41,4	19	7,1	HCS-10-DKJM-M14-090-C-M-W3-KOM	
				.26	.39	1.46	2.78	1.63	.75	15.66		
10	3/8"	-06	M16x1,5	6,5	9,9	36,0	69,5	40,8	19	6,9	HCS-10-DKJM-M16-090-C-M-W3-KOM	
				.26	.39	1.42	2.74	1.61	.75	15.21		
10	3/8"	-06	M18x1,5	6,5	9,9	40,5	74,0	37,4	22	8,8	HCS-10-DKJM-M18-090-C-M-W3-KOM	
				.26	.39	1.59	2.91	1.47	.87	19.40		
10	3/8"	-06	M20x1,5	6,5	9,9	40,5	74,0	43,0	24	9,6	HCS-10-DKJM-M20-090-C-M-W3-KOM	
				.26	.39	1.59	2.91	1.69	.94	21.17		
10	3/8"	-06	M22x1,5	6,5	9,9	51,0	84,5	46,8	27	11,8	HCS-10-DKJM-M22-090-C-M-W3-KOM	
				.26	.39	2.01	3.33	1.84	1.06	26.02		
12	1/2"	-08	M22x1,5	9,5	13,0	49,0	84,5	43,2	27	13,7	HCS-12-DKJM-M22-090-C-M-W3-KOM	
				.37	.51	1.93	3.33	1.70	1.06	30.21		
16	5/8"	-10	M24x1,5	12,6	16,0	55,0	93,5	54,2	30	18,2	HCS-16-DKJM-M24-090-C-M-W3-KOM	
				.50	.63	2.17	3.68	2.13	1.18	40.13		
19	3/4"	-12	M30x1,5	14,8	19,1	63,4	109,4	62,6	36	29,3	HCS-19-DKJM-M30-090-C-M-W3-KOM	
				.58	.75	2.50	4.31	2.46	1.42	64.61		
25	1"	-16	M33x1,5	20,0	25,9	77,8	133,0	71,3	41	45,5	HCS-25-DKJM-M33-090-C-M-W3-KOM	
				.79	1.02	3.06	5.24	2.81	1.61	100.33		

Dimension Y ± 2,5 mm / .10 in

Related Products and Accessories



Swage Ferrules

Pages 14-21



Straight Version

Page 75



45° Version

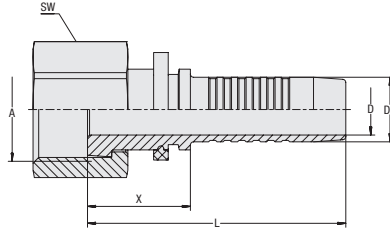
Page 76



Mobile Interlocking Protection

Page 88

Straight Insert with Female UN/UNF Thread for O-Ring Face Seal Connection Type ORS



Connection Type Female UN/UNF Nut Thread
Sealing Type O-Ring Face Seal
Standard ISO 8434-3

Material Carbon Steel
Surface Finishing Zinc/Nickel-Plating

Suitable for use with mobile interlocking protection (nominal sizes DN 16 to DN 31)

Hose Size			Connection Size		Dimensions (mm/in)						Weight	Ordering Codes
DN	inch	Dash	Thread	Dash	D	D1	X	L	SW (Hex)	per 100		
06	1/4"	-04	9/16"-18 UNF	-04	3,9 .15	6,7 .26	24,5 .96	54,5 2.15	17 .67	3,2 .13	HCS-06-ORS-04-S-M-W3	
06	1/4"	-04	11/16"-16 UN	-06	3,9 .15	6,7 .26	30,0 1.18	60,0 2.36	22 .87	6,4 .25	HCS-06-ORS-06-S-M-W3	
08	5/16"	-05	11/16"-16 UN	-06	5,4 .21	8,2 .32	31,0 1.22	61,0 2.40	22 .87	6,3 .25	HCS-08-ORS-06-S-M-W3	
10	3/8"	-06	11/16"-16 UN	-06	6,5 .26	9,9 .39	21,5 .85	55,0 2.17	22 .87	6,1 .24	HCS-10-ORS-06-S-M-W3	
10	3/8"	-06	13/16"-16 UN	-08	6,5 .26	9,9 .39	28,5 1.12	62,0 2.44	24 .94	7,7 .30	HCS-10-ORS-08-S-M-W3	
12	1/2"	-08	13/16"-16 UN	-08	9,5 .37	13,0 .51	23,5 .93	59,0 2.32	24 .94	8,1 .32	HCS-12-ORS-08-S-M-W3	
12	1/2"	-08	1"-14 UNS	-10	9,5 .37	13,0 .51	33,0 1.30	68,5 2.70	30 1.18	13,5 .53	HCS-12-ORS-10-S-M-W3	
16	5/8"	-10	1"-14 UNS	-10	12,6 .50	16,0 .63	25,5 1.00	64,0 2.52	30 1.18	12,7 .50	HCS-16-ORS-10-S-M-W3	
16	5/8"	-10	1 3/16"-12 UN	-12	12,6 .50	16,0 .63	25,5 1.00	64,0 2.52	36 1.42	19,3 .76	HCS-16-ORS-12-S-M-W3	
19	3/4"	-12	1 3/16"-12 UN	-12	14,8 .58	19,1 .75	41,6 1.64	87,6 3.45	36 1.42	22,8 .90	HCS-19-ORS-12-S-M-W3	
19	3/4"	-12	1 7/16"-12 UN	-16	14,8 .58	19,1 .75	37,5 1.48	83,5 3.29	41 1.61	30,1 1.19	HCS-19-ORS-16-S-M-W3	
25	1"	-16	1 7/16"-12 UN	-16	20,0 .79	25,9 1.02	40,3 1.59	95,5 3.76	41 1.61	33,2 1.31	HCS-25-ORS-16-S-M-W3	
25	1"	-16	1 11/16"-12 UN	-20	20,0 .79	25,9 1.02	38,5 1.52	93,5 3.68	50 1.97	46,3 1.82	HCS-25-ORS-20-S-M-W3	
31	1 1/4"	-20	1 11/16"-12 UN	-20	26,0 1.02	32,5 1.28	41,5 1.63	101,5 4.00	50 1.97	50,0 1.97	HCS-31-ORS-20-S-M-W3	
38	1 1/2"	-24	2"-12 UN	-24	31,0 1.22	38,9 1.53	41,8 1.65	109,5 4.31	60 2.36	71,8 2.83	HCS-38-ORS-24-S-M-W3	

Related Products and Accessories



Swage Ferrules

Pages 14-21



45° Version

Page 79



ECOVOS VA Version

Page 135



Mobile Interlocking Protection

Page 88



90° Version

Page 80



MULTIVOS Version

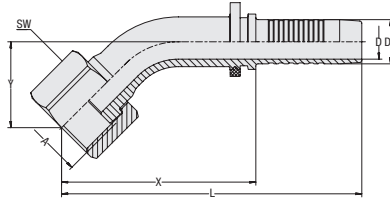
Page 169

45° Elbow Insert with Female UN/UNF Thread for O-Ring Face Seal Connection Type ORS 45°

Connection Type Female UN/UNF Nut Thread
Sealing Type O-Ring Face Seal
Standard ISO 8434-3

Material Carbon Steel
Surface Finishing Zinc/Nickel-Plating

Suitable for use with mobile interlocking protection
 (nominal sizes DN 16 to DN 31)



A

Hose Size			Connection Size		Dimensions (mm/in)							Weight (kg/lbs) ca. per 100	Ordering Codes
DN	inch	Dash	Thread	Dash	D	D1	X	L	Y	SW (Hex)			
06	1/4"	-04	9/16"-18 UNF	-04	3,9	6,7	41,2	71,4	17,2	17	3,7		
					.15	.26	1.62	2.81	.68	.67	8.16		
06	1/4"	-04	11/16"-16 UN	-06	3,9	6,7	43,4	73,6	19,4	22	5,9		
					.15	.26	1.71	2.90	.76	.87	13.01		
08	5/16"	-05	11/16"-16 UN	-06	5,4	8,2	42,1	72,3	18,6	22	0,0		
					.21	.32	1.66	2.85	.73	.87	.00		
10	3/8"	-06	11/16"-16 UN	-06	6,5	9,9	43,0	76,5	18,0	22	7,6		
					.26	.39	1.69	3.01	.71	.87	16.76		
10	3/8"	-06	13/16"-16 UN	-08	6,5	9,9	44,5	78,0	19,5	22	8,9		
					.26	.39	1.75	3.07	.77	.87	19.62		
12	1/2"	-08	13/16"-16 UN	-08	9,5	13,0	47,5	82,5	21,0	24	10,2		
					.37	.51	1.87	3.25	.83	.94	22.49		
12	1/2"	-08	1"-14 UNS	-10	9,5	13,0	45,3	80,8	19,1	30	14,4		
					.37	.51	1.78	3.18	.75	1.18	31.75		
16	5/8"	-10	1"-14 UNS	-10	12,6	16,0	52,5	91,0	23,5	30	16,0		
					.50	.63	2.07	3.58	.93	1.18	35.28		
19	3/4"	-12	1 3/16"-12 UN	-12	14,8	19,1	60,8	106,8	27,3	36	26,9		
					.58	.75	2.39	4.20	1.07	1.42	59.29		
25	1"	-16	1 7/16"-12 UN	-16	20,0	25,9	89	144	37,5	41	0,0		
					.79	1.02	3.50	5.67	1.48	1.61	.00		
25	1"	-16	1 11/16"-12 UN	-20	20,0	25,9	80,5	135,5	34,0	50	55,6		
					.79	1.02	3.17	5.33	1.34	1.97	122.60		
31	1 1/4"	-20	1 11/16"-12 UN	-20	26,0	32,5	79,8	139,8	33,5	50	72,3		
					1.02	1.28	3.14	5.50	1.32	1.97	159.42		
38	1 1/2"	-24	2"-12 UN	-24	31,0	38,9	79,8	147,5	32,6	60	108,1		
					1.22	1.53	3.14	5.81	1.28	2.36	238.36		

Dimension Y ± 2,5 mm / .10 in

Related Products and Accessories



Swage Ferrules

Pages 14-21



Straight Version

Page 77



MULTIVOS Version

Page 169



Mobile Interlocking Protection

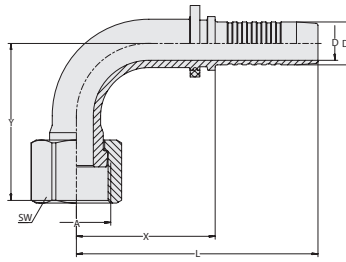
Page 88



90° Version

Page 79

90° Elbow Insert with Female UN/UNF Thread for O-Ring Face Seal Connection Type ORS 90°



Connection Type Female UN/UNF Nut Thread
Sealing Type O-Ring Face Seal
Standard ISO 8434-3

Material Carbon Steel
Surface Finishing Zinc/Nickel-Plating

Suitable for use with mobile interlocking protection
 (nominal sizes DN 16 to DN 31)

Hose Size			Connection Size		Dimensions (mm/in)							Weight (kg/lbs) ca. per 100	Ordering Codes
DN	inch	Dash	Thread	Dash	D	D1	X	L	Y	SW (Hex)			
06	1/4"	-04	9/16"-18 UNF	-04	3,9	6,7	32,8	63,0	33,1	17	3,7	HCS-06-ORS-04-090-S-M-W3	
					.15	.26	1.29	2.48	1.30	.67	8.16		
06	1/4"	-04	11/16"-16 UN	-06	3,9	6,7	32,8	63,0	36,3	22	0,0	HCS-06-ORS-06-090-S-M-W3	
					.15	.26	1.29	2.48	1.43	.87	.00		
08	5/16"	-05	11/16"-16 UN	-06	5,4	8,2	32,3	62,5	35,1	22	0,0	HCS-08-ORS-06-090-S-M-W3	
					.21	.32	1.27	2.46	1.38	.87	.00		
10	3/8"	-06	11/16"-16 UN	-06	6,5	9,9	37,0	70,5	37,0	22	8,9	HCS-10-ORS-06-090-S-M-W3	
					.26	.39	1.46	2.78	1.46	.87	19.51		
10	3/8"	-06	13/16"-16 UN	-08	6,5	9,9	37,0	70,5	39,5	24	9,3	HCS-10-ORS-08-090-S-M-W3	
					.26	.39	1.46	2.78	1.56	.94	20.51		
12	1/2"	-08	13/16"-16 UN	-08	9,5	13,0	40,5	76,0	43,5	24	14,6	HCS-12-ORS-08-090-S-M-W3	
					.37	.51	1.59	2.99	1.71	.94	32.08		
12	1/2"	-08	1"-14 UNS	-10	9,5	13,0	38,5	74,0	39,4	30	14,5	HCS-12-ORS-10-090-S-M-W3	
					.37	.51	1.52	2.91	1.55	1.18	31.97		
16	5/8"	-10	1"-14 UNS	-10	12,6	16,0	45,0	83,5	49,0	30	18,8	HCS-16-ORS-10-090-S-M-W3	
					.50	.63	1.77	3.29	1.93	1.18	41.34		
19	3/4"	-12	1 3/16"-12 UN	-12	14,8	19,1	52,8	98,8	58,0	36	29,4	HCS-19-ORS-12-090-S-M-W3	
					.58	.75	2.08	3.89	2.28	1.42	64.83		
25	1"	-16	1 7/16"-12 UN	-16	20,0	25,9	61,4	116,6	66,5	41	0,0	HCS-25-ORS-16-090-S-M-W3	
					.79	1.02	2.42	4.59	2.62	1.61	.00		
25	1"	-16	1 11/16"-12 UN	-20	20,0	25,9	70,5	125,5	70,5	50	62,8	HCS-25-ORS-20-090-S-M-W3	
					.79	1.02	2.78	4.94	2.78	1.97	138.36		
31	1 1/4"	-20	1 11/16"-12 UN	-20	26,0	32,5	76,3	136,3	78,2	50	67,1	HCS-31-ORS-20-090-S-M-W3	
					1.02	1.28	3.00	5.37	3.08	1.97	147.96		
38	1 1/2"	-24	2"-12 UN	-24	31,0	38,9	82,3	150,0	81,3	60	132,1	HCS-38-ORS-24-090-S-M-W3	
					1.22	1.53	3.24	5.91	3.20	2.36	291.28		

Dimension Y ± 2,5 mm / .10 in

Related Products and Accessories



Swage Ferrules

Pages 14-21



Straight Version

Page 78



MULTIVOS Version

Page 170



Mobile Interlocking Protection

Page 88

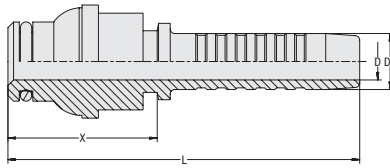


45° Version

Page 79

Straight Insert with Pressure Washer Connector Type WCS

Connection Type Pressure Washer Connector (without Slip Nut)
Sealing Type Spherical Head
Material Carbon Steel
Surface Finishing Zinc/Nickel-Plating
Sealing Material NBR (Buna-N®)

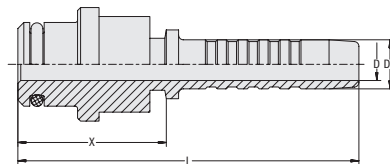


A

Hose Size			Dimensions (mm/in)				Weight (*10/100) ca. per 100	Ordering Codes
DN	inch	Dash	D	D1	X	L		
06	1/4"	-04	3,9	6,7	32,5	63,0	4,8	HCS-06-WCS-14-04-OR-B-M-W3
			.15	.26	1.28	2.48	10.47	
08	5/16"	-05	5,4	8,2	32,5	63,0	4,8	HCS-08-WCS-14-05-OR-B-M-W3
			.21	.32	1.28	2.48	10.47	
10	3/8"	-06	6,5	9,9	28,5	62,0	4,7	HCS-10-WCS-14-06-OR-B-M-W3
			.26	.39	1.12	2.44	10.25	

Straight Insert with Pressure Washer Connector Type WCC

Connection Type Pressure Washer Connector (without Slip Nut)
Sealing Type Cylindrical
Material Carbon Steel
Surface Finishing Zinc/Nickel-Plating
Sealing Material NBR (Buna-N®)



Hose Size			Dimensions (mm/in)				Weight (*10/100) ca. per 100	Ordering Codes
DN	inch	Dash	D	D1	X	L		
06	1/4"	-04	3,9	6,7	29,5	59,5	3,9	HCS-06-WCC-14-04-OR-B-M-W3
			.15	.26	1.16	2.34	8.60	
08	5/16"	-05	5,4	8,2	27,0	57,0	3,7	HCS-08-WCC-14-05-OR-B-M-W3
			.21	.32	1.06	2.24	8.05	

Slip Nut for Straight Insert with Pressure Washer Connector Type SN-WC

Thread M22x1,5
Material Brass / Plastic

Ordering Codes
SN-WC-M22x1.5-W69



Related Products and Accessories

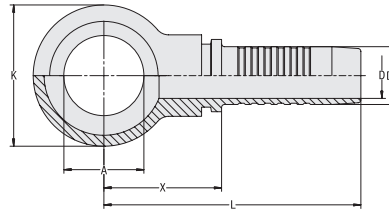


Swage Ferrules

Pages 14-21

Straight Metric Banjo Insert Type RGN

A



Connection Type Banjo for Metric Banjo Bolts
Sealing Type Copper Ring
Standard DIN 7642
Material Carbon Steel
Surface Finishing Zinc-Plating and Thick-Film-Passivation

Hose Size			Banjo Bolt		Dimensions (mm/in)						Weight (kg/lbs) ca. per 100	Ordering Codes
DN	inch	Dash	Thread	Dash	AØ	D	D1	K	X	L		
05	1/8"	-03	M10	-03	10,1	3,0	5,1	17,0	24,8	47,8	1,5	HCS-05-RGN-03-M-W66V
					.40	.12	.20	.67	.98	1.88	3.31	
05	1/8"	-03	M12	-04	12,1	3,0	5,1	20,0	21,5	44,5	1,6	HCS-05-RGN-04-M-W66V
					.48	.12	.20	.79	.85	1.75	3.53	
06	1/4"	-04	M12	-04	12,1	4,0	6,8	20,0	28,3	54,8	2,7	HCS-06-RGN-04-M-W66V
					.48	.16	.27	.79	1.11	2.16	5.95	
06	1/4"	-04	M10	-03	10,1	4,0	6,8	17,0	24,8	51,3	1,6	HCS-06-RGN-03-M-W66V
					.40	.16	.27	.67	.98	2.02	3.53	
06	1/4"	-04	M14	-05	14,1	4,0	6,8	24,0	24,8	51,3	2,9	HCS-06-RGN-05-M-W66V
					.56	.16	.27	.94	.98	2.02	6.39	
06	1/4"	-04	M16	-06	16,1	4,0	6,8	28,0	26,7	53,2	3,2	HCS-06-RGN-06-M-W66V
					.63	.16	.27	1.10	1.05	2.09	7.06	
06	1/4"	-04	M18	-08	18,1	4,0	6,8	32,0	31,9	58,4	3,4	HCS-06-RGN-08-M-W66V
					.71	.16	.27	1.26	1.26	2.30	7.50	
08	5/16"	-05	M14	-05	14,1	5,5	8,3	24,0	23,3	49,8	3,2	HCS-08-RGN-05-M-W66V
					.56	.22	.33	.94	.92	1.96	7.06	
08	5/16"	-05	M12	-04	12,1	5,5	8,3	20,0	28,1	54,6	2,8	HCS-08-RGN-04-M-W66V
					.48	.22	.33	.79	1.11	2.15	6.17	
08	5/16"	-05	M16	-06	16,1	5,5	8,3	28,0	26,8	53,3	4,6	HCS-08-RGN-06-M-W66V
					.63	.22	.33	1.10	1.06	2.10	10.14	
08	5/16"	-05	M18	-08	18,1	5,5	8,3	32,0	31,7	58,2	8,1	HCS-08-RGN-08-M-W66V
					.71	.22	.33	1.26	1.25	2.29	17.86	
10	3/8"	-06	M16	-06	16,1	7,0	9,9	28,0	26,9	57,4	4,9	HCS-10-RGN-06-M-W66V
					.63	.28	.39	1.10	1.06	2.26	10.80	
10	3/8"	-06	M14	-05	14,1	7,0	9,9	24,0	25,4	55,9	3,5	HCS-10-RGN-05-M-W66V
					.56	.28	.39	.94	1.00	2.20	7.72	
10	3/8"	-06	M18	-08	18,1	7,0	9,9	32,0	32,3	62,8	8,0	HCS-10-RGN-08-M-W66V
					.71	.28	.39	1.26	1.27	2.47	17.64	
10	3/8"	-06	M22	-10	22,1	7,0	9,9	36,0	32,3	62,8	9,5	HCS-10-RGN-10-M-W66V
					.87	.28	.39	1.42	1.27	2.47	20.95	
12	1/2"	-08	M18	-08	18,1	9,5	13,1	32,0	29,3	61,8	8,5	HCS-12-RGN-08-M-W66V
					.71	.37	.52	1.26	1.15	2.43	18.74	
12	1/2"	-08	M22	-10	22,1	9,5	13,1	36,0	29,6	62,1	9,6	HCS-12-RGN-10-M-W66V
					.87	.37	.52	1.42	1.17	2.44	21.17	
16	5/8"	-10	M22	-10	22,1	12,0	16,2	36,0	30,5	70,5	10,9	HCS-16-RGN-10-M-W66V
					.87	.47	.64	1.42	1.20	2.78	24.03	
16	5/8"	-10	M26	-12	26,1	12,0	16,2	45,0	38,0	78,0	16,0	HCS-16-RGN-12-M-W66V
					1.03	.47	.64	1.77	1.50	3.07	35.28	
19	3/4"	-12	M26	-12	26,1	15,0	19,3	45,0	38,0	82,3	17,5	HCS-19-RGN-12-M-W66V
					1.03	.59	.76	1.77	1.50	3.24	38.59	

Related Products and Accessories



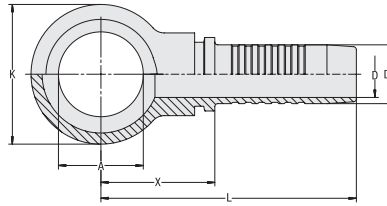
Swage Ferrules

Pages 14-21

**Straight Imperial Banjo Insert
Type RGNG**

Connection Type Banjo for Imperial Banjo Bolts
Sealing Type Copper Ring
Standard DIN 7642

Material Carbon Steel
Surface Finishing Zinc-Plating and Thick-Film-Passivation





A

Hose Size			Banjo Bolt		Dimensions (^{mm} / _{in})						Weight (^{kg} / _{lbs}) ca. per 100	Ordering Codes
DN	inch	Dash	Thread	Dash	AØ	D	D1	K	X	L		
05	1/8"	-03	R 1/8"	-03	10,1 .40	3,0 .12	5,1 .20	17,0 .67	24,8 .98	47,8 1.88	1,45 3.20	HCS-06-RGNG-03-M-W66V
06	1/4"	-04	R 1/4"	-04	13,2 .52	4,0 .16	6,8 .27	24,0 .94	23,3 .92	49,8 1.96	3,20 7.06	HCS-06-RGNG-04-M-W66V
06	1/4"	-04	R 3/8"	-06	16,7 .66	4,0 .16	6,8 .27	28,0 1.10	26,8 1.06	53,3 2.10	4,95 10.91	HCS-06-RGNG-06-M-W66V
08	5/16"	-05	R 1/4"	-04	13,2 .52	5,5 .22	8,3 .33	24,0 .94	28,1 1.11	54,6 2.15	3,50 7.72	HCS-08-RGNG-04-M-W66V
08	5/16"	-05	R 3/8"	-06	16,7 .66	5,5 .22	8,3 .33	28,0 1.10	26,8 1.06	53,3 2.10	5,05 11.14	HCS-08-RGNG-06-M-W66V
08	5/16"	-05	R 1/2"	-08	21 .83	5,5 .22	8,3 .33	36,0 1.42	28,9 1.14	55,4 2.18	8,85 19.51	HCS-10-RGNG-08-M-W66V
10	3/8"	-06	R 3/8"	-06	16,7 .66	7,0 .28	9,9 .39	28,0 1.10	26,9 1.06	57,4 2.26	5,50 12.13	HCS-10-RGNG-06-M-W66V
10	3/8"	-06	R 1/4"	-04	13,2 .52	7,0 .28	9,9 .39	24,0 .94	23,4 .92	53,9 2.12	4,00 8.82	HCS-10-RGNG-04-M-W66V
10	3/8"	-06	R 1/2"	-08	21 .83	7,0 .28	9,9 .39	36,0 1.42	29,0 1.14	59,5 2.34	9,25 20.40	HCS-10-RGNG-08-M-W66V
12	1/2"	-08	R 1/2"	-08	21 .83	9,5 .37	13,1 .52	36,0 1.42	29,6 1.17	62,1 2.44	9,60 21.17	HCS-12-RGNG-08-M-W66V
12	1/2"	-08	R 3/8"	-06	16,7 .66	9,5 .37	13,1 .52	28,0 1.10	27,5 1.08	60,0 2.36	6,35 14.00	HCS-12-RGNG-06-M-W66V
12	1/2"	-08	R 3/4"	-12	26,35 1.04	9,5 .37	13,1 .52	45,0 1.77	39,0 1.54	71,5 2.81	15,65 34.51	HCS-12-RGNG-12-M-W66V
16	5/8"	-10	R 5/8"	-10	23 .91	12,0 .47	16,2 .64	45,0 1.77	37,0 1.46	77,0 3.03	10,65 23.48	HCS-16-RGNG-10-M-W66V
16	5/8"	-10	R 1/2"	-08	21 .83	12,0 .47	16,2 .64	on request				HCS-16-RGNG-08-M-W66V
16	5/8"	-10	R 3/4"	-12	26,5 1.04	12,0 .47	16,2 .64	45,0 1.77	39,0 1.54	79,0 3.11	20,40 44.98	HCS-16-RGNG-12-M-W66V
19	3/4"	-12	R 3/4"	-12	26,5 1.04	15,0 .59	19,3 .76	45,0 1.77	40,0 1.57	84,3 3.32	17,20 37.93	HCS-19-RGNG-12-M-W66V
19	3/4"	-12	R 1"	-16	33,3 1.31	15,0 .59	19,3 .76	58,0 2.28	46,6 1.83	90,9 3.58	34,70 76.51	HCS-19-RGNG-16-M-W66V
25	1"	-16	R 1"	-16	33,3 1.31	20,0 .79	25,6 1.01	58,0 2.28	47,0 1.85	101,3 3.99	39,85 87.87	HCS-25-RGNG-16-M-W66V

Related Products and Accessories

Swage Ferrules

Pages 14-21

	Introduction	86
	Skive Swage Ferrule for Spiral Hose Series 15037	88
	Mobile Interlocking Protection Ring	88
	Assembly Tools (Conical Sleeve and Plastic Slider)	89
	Assembly Instructions	89

B

- Maximum coverage with few standard components
- Reduction in investments costs for initial equipment and warehouse
- More space in the warehouse and hydraulic express service vehicles
- No need to duplicate stock-keeping of similar components with a high likelihood of confusion
- Gain in flexibility and rapidity to the customer's advantage

The mobile interlocking protection from STAUFF turns a regular ECOVOS hose insert into an interlock connector in no time at all, thereby avoiding double warehouse-keeping.

Up to now, special accessories have been required for interlocking hose connections. In order to ensure rapid delivery, all nominal widths had to be kept available in duplicate, one as a standard version and a second as an interlock version.

With the mobile interlocking protection from STAUFF, only standard ECOVOS hose inserts are now required.

The number of components now to be kept on hand is thereby reduced by more than 50 %.

Ranging from textile hoses, including skived and non-skived hoses with wire mesh to interlock applications with a multispiral hose, the same now applies: a single hose connector system for all applications.

For the initial equipment of new sites, this means: maximum coverage with fewer components, reduction in investments costs for initial equipment and warehouse.

Hydraulic express service with mobile workshops particularly benefits from the new system: On the one hand as a result of the gain in space in the emergency vehicles, on the other hand through the ability to cover with the modular system a product range that was hitherto inconceivable.

A gain in flexibility and rapidity to the customer's advantage is guaranteed.

With a standard ECOVOS hose insert, the mobile interlocking protection ring and the appropriate swage ferrule from the ECOVOS⁺ range, you can configure your own interlocking hose connection while remaining flexible.



For large-scale applications for which particularly rational manufacture is essential, ECOVOS⁺ hose insert with integrated interlocking protection rings are also available upon request.

The swage ferrule used from the ECOVOS⁺ range is the same for both versions.


Whatever version you decide on: the result is always interlocking hose connections of highest quality and reliability.



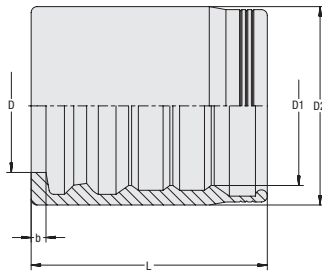
ECOVOS Straight Hose Insert without Interlocking Protection



ECOVOS⁺ Straight Hose Insert with Integrated Interlocking Protection Ring



Internal & External Skive Swage Ferrule for Spiral Hose Series 15037



Ferrule Type with Pull-Out Protection (Interlock)

Suitable for 4SP, 4SH, R15 (DN 19 / DN 25)

Standards EN 856, SAE 100 R15

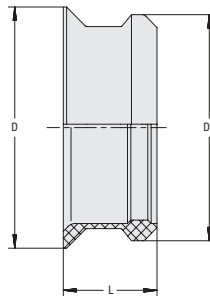
Material Carbon Steel

Surface Finishing Zinc/Nickel-Plating

Maximum working pressures depending on the type of the hose connector and the hose type.

Hose Size			Dimensions (mm/in)					Weight (kg/lbs) ca. per 100	Ordering Codes
DN	inch	Dash	D	D1	D2	L	b		
16	5/8"	-10	22,6	27	33,6	40,0	2,5	7,55	HF-5002-16-W3
			.89	1.06	1.32	1.57	.10	16.65	
19	3/4"	-12	25,5	30,2	39,0	50,0	3,0	15,5	HF-5002-19-W3
			1.00	1.19	1.54	1.97	.12	34.18	
25	1"	-16	31,0	36,7	46,0	60,0	3,7	22,9	HF-5002-25-W3
			1.22	1.44	1.81	2.36	.15	50.49	
31	1 1/4"	-20	39,2	47,0	57,0	65,0	4,0	34,1	HF-5002-31-W3
			1.54	1.85	2.24	2.56	.16	75.19	
38	1 1/2"	-24	45,0	53,7	65,0	73,0	4,3	52,1	HF-5002-38-W3
			1.77	2.11	2.56	2.87	.17	114.88	
51	2"	-32	58,5	66,0	78,0	80,0	4,3	70,2	HF-5002-51-W3
			2.30	2.60	3.07	3.15	.17	154.79	

Mobile Interlocking Protection Ring Type AS



Hose Size			Dimensions (mm/in)						Weight (kg/lbs) ca. per 100	Ordering Codes
DN	inch	Dash	D	D1	D2	D3	L	L1		
16	5/8"	-10	20,0	16,8	15,3	19,5	7,5	5,0	5,5	HCE-AS-16-PEK
			.79	.66	.60	.77	.30	.20	12.13	
19	3/4"	-12	24,0	20,1	18,5	22,5	9,5	5,9	9,6	HCE-AS-19-PEK
			.94	.79	.73	.89	.37	.23	21.17	
25	1"	-16	30,0	26,7	25,2	29,1	9,5	5,9	11,9	HCE-AS-25-PEK
			1.18	1.05	.99	1.15	.37	.23	26.24	
31	1 1/4"	-20	37,5	33,4	31,8	36,1	11,5	7,8	20,2	HCE-AS-31-PEK
			1.48	1.31	1.25	1.42	.45	.31	44.54	
38	1 1/2"	-24	43,8	39,5	37,9	42,4	15,5	10,8	33,8	HCE-AS-38-PEK
			1.72	1.56	1.49	1.67	.61	.43	74.53	
51	2"	-32	56,0	53,1	50,6	52,6	15,5	10,8	51,0	HCE-AS-51-PEK
			2.20	2.09	1.99	2.07	.61	.43	112.46	

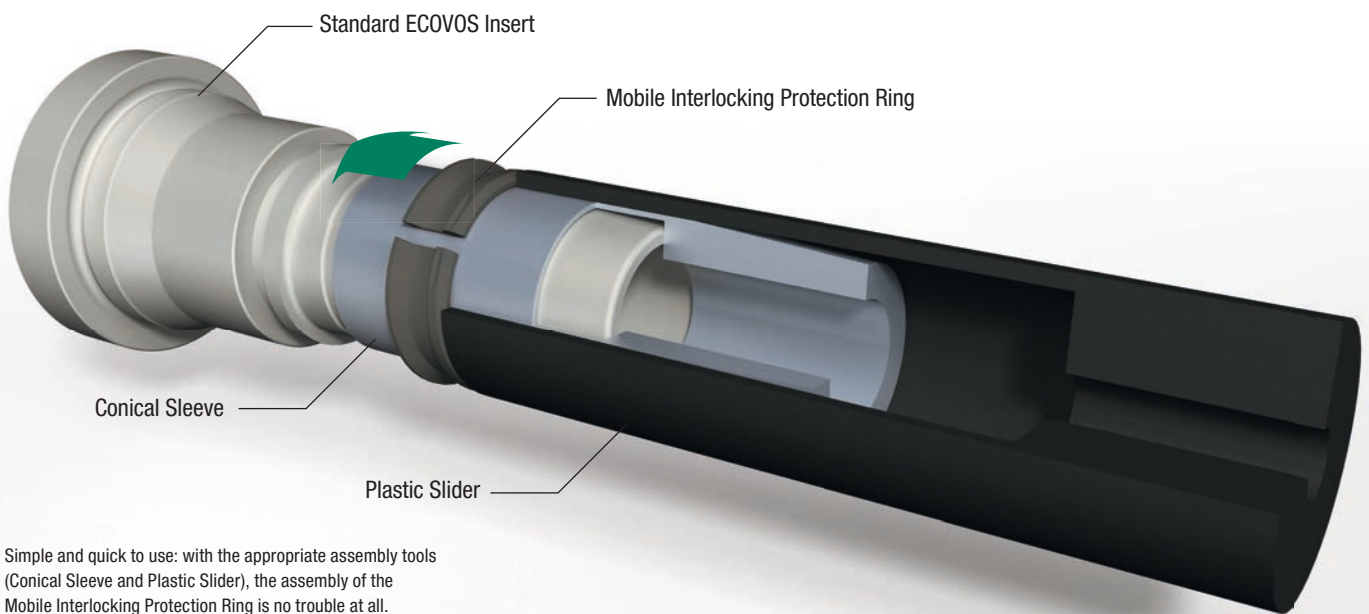
Assembly Tools (Conical Sleeve and Plastic Slider)



B

Hose Size			Ordering Codes
DN	inch	Dash	
16	5/8"	-10	HCE-AS-16-AT
19	3/4"	-12	HCE-AS-19-AT
25	1"	-16	HCE-AS-25-AT
31	1 1/4"	-20	HCE-AS-31-AT
38	1 1/2"	-24	HCE-AS-38-AT
51	2"	-32	HCE-AS-51-AT

Assembly Instructions



Simple and quick to use: with the appropriate assembly tools (Conical Sleeve and Plastic Slider), the assembly of the Mobile Interlocking Protection Ring is no trouble at all.

The Mobile Interlocking Protection Ring is pushed over the Conical Sleeve using the Plastic Slider until it reaches the end position where it engages securely with a positive fit.

Swaging with a skived spiral hose and ferrule is subsequently performed as usual with the same tools and machines.



Non-Skive Swage Ferrule for Braided Hose

Series 15011

92



Skive/Non-Skive Swage Ferrule for Braided Hose

Series 15021

93



Skive Swage Ferrule for Braided and Spiral Hose

Series 15031

94



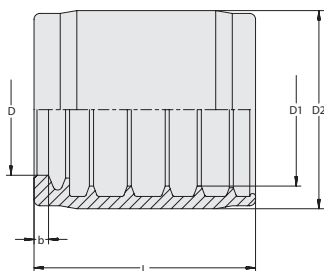
Non-Skive Swage Ferrule for Hose with Textile Insert

Series 15330

95

	Straight Insert with Standpipe BEL (Light Series)	96		Straight Insert with Male BSPP Thread and 60° Conical Bore AGR	116
	45° Elbow Insert with Standpipe BEL 45° (Light Series)	97		Straight Insert with Male UN/UNF Thread and 74° Taper AGJ	117
	90° Elbow Insert with Standpipe BEL 90° (Light Series)	98		Straight Insert with Male BSPP Thread AGRF	118
	Straight Insert with Standpipe BES (Heavy Series)	99		Straight Insert with Male BSPT Thread AGRK	119
	45° Elbow Insert with Standpipe BES 45° (Heavy Series)	100		Straight Insert with Male NPTF Thread and 60° Conical Bore AGN	120
	90° Elbow Insert with Standpipe BES 90° (Heavy Series)	101		Straight Insert with SAE Flange Adaptor SFL (3000 PSI Series)	121
	Straight Insert with Male Metric Thread and 24° Conical Bore CEL (Light Series)	102		45° Elbow Insert with SAE Flange Adaptor SFL 45° (3000 PSI Series)	122
	Straight Insert with Male Metric Thread and 24° Conical Bore CES (Heavy Series)	103		90° Elbow Insert with SAE Flange Adaptor SFL 90° (3000 PSI Series)	123
	Straight Insert with Female Metric Nut Thread and 24° Taper DKL (Light Series)	104		Straight Insert with SAE Flange Adaptor SFS (6000 PSI Series)	124
	45° Elbow Insert with Female Metric Nut Thread and 24° Taper DKL 45° (Light Series)	105		45° Elbow Insert with SAE Flange Adaptor SFS 45° (6000 PSI Series)	125
	90° Elbow Insert with Female Metric Nut Thread and 24° Taper DKL 90° (Light Series)	106		90° Elbow Insert with SAE Flange Adaptor SFS 90° (6000 PSI Series)	126
	Straight Insert with Female Metric Nut Thread and 24° Taper / O-Ring DKOL (Light Series)	107		Straight Insert with Female BSPP Thread and 60° Taper DKR	127
	45° Elbow Insert with Female Metric Nut Thread and 24° Taper / O-Ring DKOL 45° (Light Series)	109		45° Elbow Insert with Female BSPP Thread and 60° Taper DKR 45°	128
	90° Elbow Insert with Female Metric Nut Thread and 24° Taper / O-Ring DKOL 90° (Light Series)	109		90° Elbow Insert with Female BSPP Thread and 60° Taper DKR 90°	129
	Straight Insert with Female Metric Nut Thread and 24° Taper / O-Ring DKOS (Heavy Series)	110		Straight Insert with Female BSPP Thread DKRF	130
	45° Elbow Insert with Female Metric Nut Thread and 24° Taper / O-Ring DKOS 45° (Heavy Series)	111		90° Elbow Insert with Female BSPP Thread DKRF 90°	131
	90° Elbow Insert with Female Metric Nut Thread and 24° Taper / O-Ring DKOS 90° (Heavy Series)	112		Straight Insert with Female UN/UNF Thread and 74° Conical Bore DKJ	132
	Straight Insert with Female Metric Nut Thread and Metal Seat DKK	113		45° Elbow Insert with Female UN/UNF Thread and 74° Conical Bore DKJ 45°	133
	90° Elbow Insert with Female Metric Thread and Metal Seat DKK 90°	114		90° Elbow Insert with Female UN/UNF Thread and 74° Conical Bore DKJ 90°	134
				Straight Insert with Female UN/UNF Thread for O-Ring Face Seal Connection ORS	135
				Straight Insert with Female BSPP Thread and 60° Taper / O-Ring DKOR	136

**Non-Skive Swage Ferrule for Braided Hose
Series 15011**



Suitable for Standards 1SN, 2SN, 2SC, 2SN-K
EN 853, EN 857

Material Stainless Steel

Maximum working pressures depending on the type of the hose connector and the hose type.

C

Hose Size			Dimensions (mm/in)					Weight (kg/lbs) ca. per 100	Ordering Codes
DN	inch	Dash	D	D1	D2	L	b		
06	1/4"	-04	11,3	15,7	21,0	31,0	2,5	2,7	HF-1000-06-W5
			-.16	.62	.83	1.22	.10	5.93	
08	5/16"	-05	12,7	17,3	22,5	31,0	2,5	2,9	HF-1000-08-W5
			-.20	.68	.89	1.22	.10	6.28	
10	3/8"	-06	15,0	19,8	26,5	33,0	2,6	5,0	HF-1000-10-W5
			-.24	.78	1.04	1.30	.10	10.91	
12	1/2"	-08	18,3	23,0	30,0	36,0	2,6	6,2	HF-1000-12-W5
			-.31	.91	1.18	1.42	.10	13.67	
16	5/8"	-10	22,0	26,2	34,0	38,0	2,6	8,2	HF-1000-16-W5
			-.39	1.03	1.34	1.50	.10	17.97	
19	3/4"	-12	25,0	30,1	38,0	44,0	3,0	10,8	HF-1000-19-W5
			-.47	1.19	1.50	1.73	.12	23.81	
25	1"	-16	32,3	38,8	47,0	52,0	3,8	17,3	HF-1000-25-W5
			-.63	1.53	1.85	2.05	.15	38.15	
31	1 1/4"	-20	40,0	49,3	57,0	60,0	4,1	23,0	HF-1000-31-W5
			-.79	1.94	2.24	2.36	.16	50.72	
38	1 1/2"	-24	46,6	55,8	65,0	73,0	4,2	41,1	HF-1000-38-W5
			-.94	2.20	2.56	2.87	.17	90.52	
51	2"	-32	58,9	68,5	78,0	80,0	4,4	52,5	HF-1000-51-W5
			-1.26	2.70	3.07	3.15	.17	115.76	

Related Products and Accessories



Test Mandrels

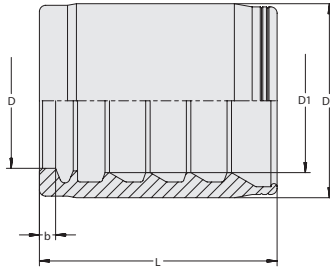
Pages 185-187

Skive/Non-Skive Swage Ferrule for Braided Hose Series 15021

Suitable for Standards 1SN, 2SC, 2SN-K, 1SC, 1SN-K
EN 853, EN 857

Material Stainless Steel

Maximum working pressures depending on the type of the hose connector and the hose type.


C

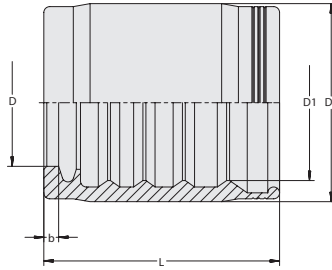
Hose Size			Dimensions (mm/in)					Weight (kg/lbs) ca. per 100	Ordering Codes
DN	inch	Dash	D	D1	D2	L	b		
06	1/4"	-04	11,0	13,2	20,0	31,0	2,5	3,1	HF-2001-06-W5
			.43	.52	.79	1.22	.10	6.84	
08	5/16"	-05	12,6	15,5	20,6	31,0	2,5	8,3	HF-2001-08-W5
			.50	.61	.81	1.22	.10	18.30	
10	3/8"	-06	14,1	16,6	23,6	33,0	2,5	4,4	HF-2001-10-W5
			.56	.65	.93	1.30	.10	9.59	
12	1/2"	-08	17,6	19,5	27,0	35,0	2,5	5,7	HF-2001-12-W5
			.69	.77	1.06	1.38	.10	12.57	
16	5/8"	-10	21,6	23,0	31,0	38,0	2,5	7,7	HF-2001-16-W5
			.85	.91	1.22	1.50	.10	17.04	
19	3/4"	-12	24,5	26,8	35,0	44,0	3,0	10,4	HF-2001-19-W5
			.96	1.06	1.38	1.73	.12	22.82	
25	1"	-16	30,4	34,1	42,0	52,0	3,7	28,6	HF-2001-25-W5
			1.20	1.34	1.65	2.05	.15	62.95	
38	1 1/2"	-24	44,4	51,3	62,0	68,0	4,3	41,9	HF-2001-38-W5
			1.75	2.02	2.44	2.68	.17	92.28	
51	2"	-32	56,7	64,0	75,0	80,0	4,3	62,9	HF-2001-51-W5
			2.23	2.52	2.95	3.15	.17	138.69	

Related Products and Accessories

Test Mandrels

Pages 185-187

Skive Swage Ferrule for Braided and Spiral Hose Series 15031



Suitable for Standards 2SN, SPC3, 4SP
EN 853, EN 856

Material Stainless Steel

Maximum working pressures depending on the type of the hose connector and the hose type.

C

Hose Size			Dimensions (mm/in)					Weight (kg/lbs) ca. per 100	Ordering Codes
DN	inch	Dash	D	D1	D2	L	b		
06	1/4"	-04	11,0	15,5	22,0	34,0	2,5	4,0	HF-3000-06-W5
			.43	.61	.87	1.34	.10	.16	
08	5/16"	-05	12,1	17,2	23,0	31,0	2,5	3,7	HF-3000-08-W5
			.48	.68	.91	1.22	.10	.14	
10	3/8"	-06	14,2	18,9	26,0	38,0	2,5	5,7	HF-3000-10-W5
			.56	.74	1.02	1.50	.10	.22	
12	1/2"	-08	18,5	22,2	30,0	40,0	2,5	7,7	HF-3000-12-W5
			.73	.87	1.18	1.57	.10	.30	
16	5/8"	-10	21,6	26,4	33,6	40,0	2,5	8,6	HF-3000-16-W5
			.85	1.04	1.32	1.57	.10	.34	
19	3/4"	-12	24,6	30,2	39,0	50,0	3,0	15,7	HF-3000-19-W5
			.97	1.19	1.54	1.97	.12	.62	
25	1"	-16	30,9	37,3	45,5	60,0	3,7	19,7	HF-3000-25-W5
			1.22	1.47	1.79	2.36	.15	.77	
31	1 1/4"	-20	38,7	46,8	58,0	70,0	4,0	42,6	HF-3000-31-W5
			1.52	1.84	2.28	2.76	.16	1.68	
38	1 1/2"	-24	44,2	53,7	65,0	73,0	4,3	53,5	HF-3000-38-W5
			1.74	2.11	2.56	2.87	.17	2.10	
51	2"	-32	57,3	66,6	78,0	80,0	4,3	72,2	HF-3000-51-W5
			2.26	2.62	3.07	3.15	.17	2.84	

Related Products and Accessories



Test Mandrels

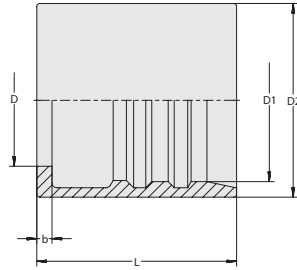
Pages 185-187

**Non-Skive Swage Ferrule for Hose with Textile Insert
Series 15330**

Suitable for Standard 2TE, 3TE
EN 854

Material Stainless Steel

Maximum working pressures depending on the type of the hose connector and the hose type.


C

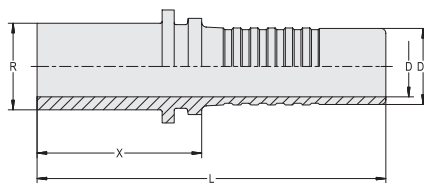
Hose Size			Dimensions (mm/in)					Weight (kg/lbs) ca. per 100	Ordering Codes
DN	inch	Dash	D	D1	D2	L	b		
05	1/8"	-03	9,8	12,5	17,0	27,3	2,5	1,7	HF-1001-05-W5
			.39	.49	.67	1.07	.10	.07	
05	1/8"	-03	9,8	14,0	18,6	27,3	2,5	2,0	HF-1002-05-W5
			.39	.55	.73	1.07	.10	.08	
06	1/4"	-04	11,6	15,3	19,0	28,0	2,5	2,7	HF-1000-06-W5
			.46	.60	.75	1.10	.10	.11	
08	5/16"	-05	13,0	17,2	22,3	31,0	2,5	3,3	HF-1005-08-W5
			.51	.68	.88	1.22	.10	.13	
10	3/8"	-06	14,2	19,2	24,0	33,0	2,5	3,7	HF-1005-10-W5
			.56	.76	.94	1.30	.10	.15	
12	1/2"	-08	17,8	23,0	28,0	36,0	2,5	5,0	HF-1005-12-W5
			.70	.91	1.10	1.42	.10	.20	
16	5/8"	-10	21,8	26,9	33,0	38,0	2,5	7,8	HF-1005-16-W5
			.86	1.06	1.30	1.50	.10	.31	
19	3/4"	-12	24,6	29,9	36,0	44,0	3,0	9,8	HF-1005-19-W5
			.97	1.18	1.42	1.73	.12	.39	
25	1"	-16	30,8	37,2	43,0	52,0	3,7	15,6	HF-1005-25-W5
			1.21	1.46	1.69	2.05	.15	.61	
31	1 1/4"	-20	37,7	43,5	49,0	60,0	4,0	16,7	HF-1005-31-W5
			1.48	1.71	1.93	2.36	.16	.66	

Related Products and Accessories

Test Mandrels

Pages 185-187

**Straight Insert with Standpipe
Type BEL (Light Series)**



Connection Type Standpipe
Sealing Type 24° Cutting Ring
Standard ISO 8434-1, DIN 3861
Material Stainless Steel

C

Hose Size			Connection Size		Dimensions (mm/in)				Weight (kg/lbs) ca. per 100	Ordering Codes
DN	inch	Dash	R (mm/in)	Dash	D	D1	X	L		
06	1/4"	-04	08	-04	3,9	6,7	29,5	59,5	1,6	HCS-06-BE-08L-M-W5
			.31		.15	.26	1.16	2.34	.06	
06	1/4"	-04	06	-03	3,9	6,7	29,5	59,5	1,3	HCS-06-BE-06L-M-W5
			.24		.15	.26	1.16	2.34	.05	
08	5/16"	-05	10	-05	5,4	8,0	30,5	60,5	2,1	HCS-08-BE-10L-M-W5
			.39		.21	.31	1.20	2.38	.08	
08	5/16"	-05	08	-04	5,4	8,0	29,5	59,5	1,6	HCS-08-BE-08L-M-W5
			.31		.21	.31	1.16	2.34	.06	
10	3/8"	-06	12	-06	6,5	9,6	30,5	64,0	3,1	HCS-10-BE-12L-M-W5
			.47		.26	.38	1.20	2.52	.12	
10	3/8"	-06	10	-05	6,5	9,6	30,5	64,0	2,5	HCS-10-BE-10L-M-W5
			.39		.26	.38	1.20	2.52	.10	
10	3/8"	-06	15	-08	6,5	9,6	30,5	64,0	4,3	HCS-10-BE-15L-M-W5
			.59		.26	.38	1.20	2.52	.17	
12	1/2"	-08	15	-08	9,5	12,8	33,5	69,0	4,7	HCS-12-BE-15L-M-W5
			.59		.37	.50	1.32	2.72	.19	
12	1/2"	-08	12	-06	9,5	12,8	33,0	68,5	4,1	HCS-12-BE-12L-M-W5
			.47		.37	.50	1.30	2.70	.16	
16	5/8"	-10	18	-10	12,6	16,0	34,0	72,5	6,2	HCS-16-BE-18L-M-W5
			.71		.50	.63	1.34	2.85	.24	
19	3/4"	-12	22	-12	14,8	19,1	36,5	82,5	10,3	HCS-19-BE-22L-M-W5
			.87		.58	.75	1.44	3.25	.41	
25	1"	-16	28	-16	20,0	25,9	39,5	94,5	19,0	HCS-25-BE-28L-M-W5
			1.10		.79	1.02	1.56	3.72	.75	
31	1 1/4"	-20	35	-20	26,0	32,5	46,5	106,5	30,7	HCS-31-BE-35L-M-W5
			1.38		1.02	1.28	1.83	4.19	1.21	
38	1 1/2"	-24	42	-24	31,0	38,9	48,5	116,0	47,9	HCS-38-BE-42L-M-W5
			1.65		1.22	1.53	1.91	4.57	1.89	

Related Products and Accessories



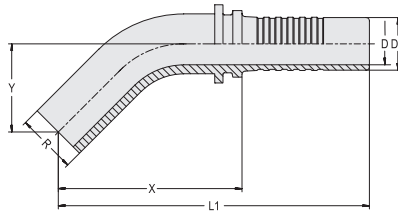
Swage Ferrules

Pages 92-95

**45° Elbow Insert with Standpipe
Type BEL 45° (Light Series)**

Connection Type Standpipe
Sealing Type 24° Cutting Ring
Standard ISO 8434-1, DIN 3861

Material Stainless Steel


C

Hose Size			Connection Size		Dimensions (mm/in)					Weight (*9/10) ca. per 100	Ordering Codes
DN	inch	Dash	R (mm/in)	Dash	D	D1	X	L	Y		
06	1/4"	-04	8	-04	3,9	6,7	43,5	73,5	19,0	1,8	HCS-06-BE-08L-045-M-W5
			.31		.15	.26	1.71	2.89	.75	3.97	
08	5/16"	-05	10	-05	5,4	8,0	52,5	82,5	23,0	3,4	HCS-08-BE-10L-045-M-W5
			.39		.21	.31	2.07	3.25	.91	7.50	
10	3/8"	-06	12	-06	6,5	9,8	58,5	92,0	25,0	4,6	HCS-10-BE-12L-045-M-W5
			.47		.26	.39	2.30	3.62	.98	10.14	
12	1/2"	-08	15	-08	9,5	12,8	68,5	104,0	27,0	7,1	HCS-12-BE-15L-045-M-W5
			.59		.37	.50	2.70	4.09	1.06	15.66	
16	5/8"	-10	18	-10	12,6	16,0	69,5	108,0	41,0	9,1	HCS-16-BE-18L-045-M-W5
			.71		.50	.63	2.74	4.25	1.61	20.07	
19	3/4"	-12	22	-12	14,8	19,1	73,0	119,0	29,0	18,9	HCS-19-BE-22L-045-M-W5
			.87		.58	.75	2.87	4.69	1.14	41.67	
25	1"	-16	28	-16	20,0	25,9	83,0	138,0	34,0	36,3	HCS-25-BE-28L-045-M-W5
			1.10		.79	1.02	3.27	5.43	1.34	80.04	

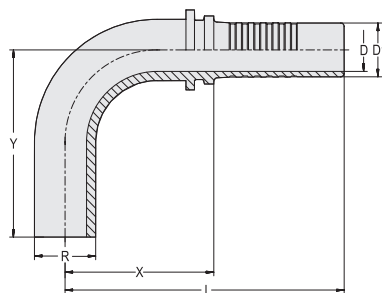
Dimension Y ± 2,5 mm / .10 in

Related Products and Accessories

Swage Ferrules

Pages 92-95

**90° Elbow Insert with Standpipe
Type BEL 90° (Light Series)**



Connection Type Standpipe
Sealing Type 24° Cutting Ring
Standard ISO 8434-1, DIN 3861
Material Stainless Steel

C

Hose Size			Connection Size		Dimensions (mm/in)					Weight (kg/lbs) ca. per 100	Ordering Codes
DN	inch	Dash	R (mm/in)	Dash	D	D1	X	L	Y		
06	1/4"	-04	8	-04	3,9	6,7	27,2	56,5	31,0	2,0	HCS-06-BE-08L-090-M-W5
			.31		.15	.26	1.07	2.22	1.22	4.41	
08	5/16"	-05	10	-05	5,4	8,0	31,5	61,5	37,5	31,0	HCS-08-BE-10L-090-M-W5
			.39		.21	.31	1.24	2.42	1.48	68.36	
10	3/8"	-06	12	-06	6,5	9,8	33,0	66,5	43,5	4,6	HCS-10-BE-12L-090-M-W5
			.47		.26	.39	1.30	2.62	1.71	10.14	
12	1/2"	-08	15	-08	9,5	12,8	41,0	76,5	51,0	9,5	HCS-12-BE-15L-090-M-W5
			.59		.37	.50	1.61	3.01	2.01	20.95	
16	5/8"	-10	18	-10	12,6	16,0	44,0	82,5	55,0	11,0	HCS-16-BE-18L-090-M-W5
			.71		.50	.63	1.73	3.25	2.17	24.26	
19	3/4"	-12	22	-12	14,8	19,1	63,0	109,0	61,0	23,0	HCS-19-BE-22L-090-M-W5
			.87		.58	.75	2.48	4.29	2.40	50.72	
25	1"	-16	28	-16	20,0	25,9	74,0	129,0	72,0	40,7	HCS-25-BE-28L-090-M-W5
			1.10		.79	1.02	2.91	5.08	2.83	89.74	

Dimension Y ± 2,5 mm / .10 in

Related Products and Accessories



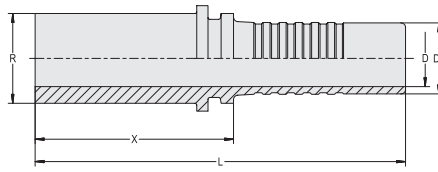
Swage Ferrules

Pages 92-95

**Straight Insert with Standpipe
Type BES (Heavy Series)**

Connection Type Standpipe
Sealing Type 24° Cutting Ring
Standard ISO 8434-1, DIN 3861

Material Stainless Steel


C

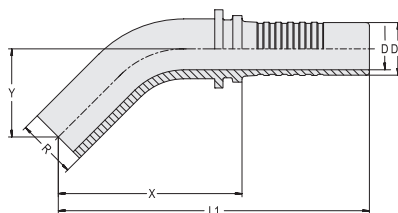
Hose Size			Connection Size		Dimensions (mm/in)				Weight (kg/lbs) ca. per 100	Ordering Codes
DN	inch	Dash	R (mm/m)	Dash	D	D1	X	L		
06	1/4"	-04	10	-04	3,9	6,7	33,5	63,5	2,1	HCS-06-BE-10S-M-W5
			.39		.15	.26	1.32	2.50	4.63	
06	1/4"	-04	08	-03	3,9	6,7	33,5	63,5	1,7	HCS-06-BE-08S-M-W5
			.31		.15	.26	1.32	2.50	3.75	
06	1/4"	-04	12	-05	3,9	6,7	33,5	63,5	2,8	HCS-06-BE-12S-M-W5
			.47		.15	.26	1.32	2.50	6.17	
08	5/16"	-05	12	-05	5,4	8,0	33,5	63,5	2,6	HCS-08-BE-12S-M-W5
			.47		.21	.31	1.32	2.50	5.73	
10	3/8"	-06	14	-06	6,5	9,6	36,5	70,0	4,1	HCS-10-BE-14S-M-W5
			.55		.26	.38	1.44	2.76	9.04	
10	3/8"	-06	12	-05	6,5	9,6	33,5	67,0	2,9	HCS-10-BE-12S-M-W5
			.47		.26	.38	1.32	2.64	6.39	
10	3/8"	-06	16	-08	6,5	9,6	37,5	71,0	5,1	HCS-10-BE-16S-M-W5
			.63		.26	.38	1.48	2.80	11.25	
12	1/2"	-08	16	-08	9,5	12,8	38,0	73,5	5,7	HCS-12-BE-16S-M-W5
			.63		.37	.50	1.50	2.89	12.57	
16	5/8"	-10	20	-10	12,6	16,0	44,0	82,5	9,0	HCS-16-BE-20S-M-W5
			.79		.50	.63	1.73	3.25	19.85	
16	5/8"	-10	16	-08	12,6	16,0	38,0	76,5	6,7	HCS-16-BE-16S-M-W5
			.63		.50	.63	1.50	3.01	14.77	
19	3/4"	-12	25	-12	14,8	19,1	48,5	94,5	15,9	HCS-19-BE-25S-M-W5
			.98		.58	.75	1.91	3.72	35.06	
19	3/4"	-12	20	-10	14,8	19,1	44,5	90,5	9,8	HCS-19-BE-20S-M-W5
			.79		.58	.75	1.75	3.56	21.61	
19	3/4"	-12	30	-16	14,8	19,1	52,5	98,5	20,3	HCS-19-BE-30S-M-W5
			1.18		.58	.75	2.07	3.88	44.76	
25	1"	-16	30	-16	20,0	25,9	53,5	108,5	25,6	HCS-25-BE-30S-M-W5
			1.18		.79	1.02	2.11	4.27	56.45	
31	1 1/4"	-20	38	-20	26,0	32,5	58,5	118,5	41,5	HCS-31-BE-38S-M-W5
			1.50		1.02	1.28	2.30	4.67	91.51	

Related Products and Accessories

Swage Ferrules

Pages 92-95

**45° Elbow Insert with Standpipe
Type BES 45° (Heavy Series)**



Connection Type Standpipe
Sealing Type 24° Cutting Ring
Standard ISO 8434-1, DIN 3861
Material Stainless Steel

C

Hose Size			Connection Size		Dimensions (mm/in)					Weight (kg/lbs) ca. per 100	Ordering Codes
DN	inch	Dash	R (mm/in)	Dash	D	D1	X	L	Y		
06	1/4"	-04	10	-04	3,9	6,7	52,0	82,0	23,5	3,2	HCS-06-BE-10S-045-M-W5
			.39		.15	.26	2.05	3.23	.93	7.06	
08	5/16"	-05	12	-06	5,4	8,0	62,0	92,0	25,0	4,8	HCS-08-BE-12S-045-M-W5
			.47		.21	.31	2.44	3.62	.98	10.58	
10	3/8"	-06	14	-06	6,5	9,8	53,0	86,5	27,0	5,7	HCS-10-BE-14S-045-M-W5
			.55		.26	.39	2.09	3.41	1.06	12.57	
12	1/2"	-08	16	-08	9,5	12,8	67,5	103,0	30,0	9,6	HCS-12-BE-16S-045-M-W5
			.63		.37	.50	2.66	4.06	1.18	21.17	
16	5/8"	-10	20	-10	12,6	16,0	72,0	111,0	34,0	14,6	HCS-16-BE-20S-045-M-W5
			.79		.50	.63	2.83	4.37	1.34	32.19	
19	3/4"	-12	25	-12	14,8	19,1	87,0	133,0	39,0	24,6	HCS-19-BE-25S-045-M-W5
			.98		.58	.75	3.43	5.24	1.54	54.24	
25	1"	-16	30	-16	20,0	25,9	99,0	154,0	44,0	40,2	HCS-25-BE-30S-045-M-W5
			1.18		.79	1.02	3.90	6.06	1.73	88.64	

Dimension Y ± 2,5 mm / .10 in

Related Products and Accessories



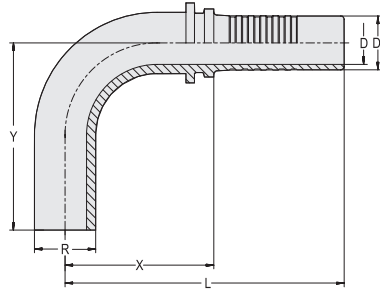
Swage Ferrules

Pages 92-95

**90° Elbow Insert with Standpipe
Type BES 90° (Heavy Series)**

Connection Type Standpipe
Sealing Type 24° Cutting Ring
Standard ISO 8434-1, DIN 3861

Material Stainless Steel


C

Hose Size			Connection Size		Dimensions (mm/in)					Weight (*9/10) ca. per 100	Ordering Codes
DN	inch	Dash	R (mm/in)	Dash	D	D1	X	L	Y		
06	1/4"	-04	10	-04	3,9	6,7	30,0	60,0	38,0	3,0	HCS-06-BE-10S-090-M-W5
			.39		.15	.26	1.18	2.36	1.50	6.62	
08	5/16"	-05	12	-06	5,4	8,0	38,0	68,0	41,5	4,8	HCS-08-BE-12S-090-M-W5
			.47		.21	.31	1.50	2.68	1.63	10.58	
10	3/8"	-06	14	-06	6,5	9,8	38,0	77,5	41,5	7,0	HCS-10-BE-14S-090-M-W5
			.55		.26	.39	1.50	3.05	1.63	15.44	
12	1/2"	-08	16	-08	9,5	12,8	60,5	94,0	58,5	8,2	HCS-12-BE-16S-090-M-W5
			.63		.37	.50	2.38	3.70	2.30	18.08	
16	5/8"	-10	20	-10	12,6	16,0	56,5	95,0	66,0	16,7	HCS-16-BE-20S-090-M-W5
			.79		.50	.63	2.22	3.74	2.60	36.82	
19	3/4"	-12	25	-12	14,8	19,1	69,5	115,0	77,0	24,6	HCS-19-BE-25S-090-M-W5
			.98		.58	.75	2.74	4.53	3.03	54.24	
25	1"	-16	30	-16	20,0	25,9	81,0	136,0	89,0	40,2	HCS-25-BE-30S-090-M-W5
			1.18		.79	1.02	3.19	5.35	3.50	88.64	

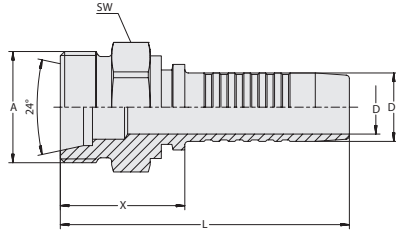
Abmessung Y ± 2,5 mm / .10 in

Related Products and Accessories


Swage Ferrules

Pages 92-95

**Straight Insert with Male Metric Thread and 24° Conical Bore
Type CEL (Light Series)**



Connection Type Male Metric Thread
Sealing Type 24° Conical Bore
 (Shape W acc. to DIN 3861)
Standard ISO 8434-1
Material Stainless Steel

C

Hose Size			Connection Size		Dimensions (mm/in)					Weight	Ordering Codes
DN	inch	Dash	Thread	Dash	D	D1	X	L	SW (Hex)	(^{kg} /lbs) ca. per 100	
06	1/4"	-04	M14x1,5	-04	3,9	6,7	23,5	53,5	14	2,4	HCS-06-CE-08L-M-W5
					.15	.26	.93	2.11	.55	5.29	
06	1/4"	-04	M12x1,5	-03	3,9	6,7	23,5	53,5	14	2,3	HCS-06-CE-06L-M-W5
					.15	.26	.93	2.11	.55	4.96	
06	1/4"	-04	M12x1,5	-03	3,9	6,7	23,5	53,5	14	3,2	HCS-06-CE-06L-M-W5
					.15	.26	.93	2.11	.55	6.95	
06	1/4"	-04	M18x1,5	-06	3,9	6,7	25,5	55,5	19	3,5	HCS-06-CE-12L-M-W5
					.15	.26	1.00	2.19	.75	7.61	
08	5/16"	-05	M16x1,5	-05	5,4	8,0	24,5	54,5	17	3,1	HCS-08-CE-10L-M-W5
					.21	.31	.96	2.15	.67	6.84	
08	5/16"	-05	M18x1,5	-06	5,4	8,0	25,5	55,5	19	3,6	HCS-08-CE-12L-M-W5
					.21	.31	1.00	2.19	.75	7.87	
10	3/8"	-06	M18x1,5	-06	6,5	9,6	25,5	59,0	19	4,1	HCS-10-CE-12L-M-W5
					.26	.38	1.00	2.32	.75	9.04	
10	3/8"	-06	M16x1,5	-05	6,5	9,6	24,5	58,0	17	3,7	HCS-10-CE-10L-M-W5
					.26	.38	.96	2.28	.67	8.05	
10	3/8"	-06	M22x1,5	-08	6,5	9,6	27,5	61,0	22	5,9	HCS-10-CE-15L-M-W5
					.26	.38	1.08	2.40	.87	12.90	
12	1/2"	-08	M22x1,5	-08	9,5	12,8	28,5	63,5	22	6,7	HCS-12-CE-15L-M-W5
					.37	.50	1.12	2.50	.87	14.66	
12	1/2"	-08	M18x1,5	-06	9,5	12,8	26,5	62,0	19	5,0	HCS-12-CE-12L-M-W5
					.37	.50	1.04	2.44	.75	11.03	
12	1/2"	-08	M26x1,5	-10	9,5	12,8	29,5	65,0	27	9,2	HCS-12-CE-18L-M-W5
					.37	.50	1.16	2.56	1.06	20.18	
16	5/8"	-10	M26x1,5	-10	12,6	16,0	29,5	67,5	27	9,6	HCS-16-CE-18L-M-W5
					.50	.63	1.16	2.66	1.06	21.17	
19	3/4"	-12	M30x2	-12	14,8	19,1	33,0	78,5	30	13,5	HCS-19-CE-22L-M-W5
					.58	.75	1.30	3.09	1.18	29.77	
25	1"	-16	M36x2	-16	20,0	25,9	34,5	89,5	36	23,7	HCS-25-CE-28L-M-W5
					.79	1.02	1.36	3.52	1.42	52.26	
31	1 1/4"	-20	M45x2	-20	26,0	32,5	39,5	99,5	46	39,9	HCS-31-CE-35L-M-W5
					1.02	1.28	1.56	3.92	1.81	87.98	
38	1 1/2"	-24	M52x2	-24	31,0	38,9	42,5	110,0	55	60,1	HCS-38-CE-42L-M-W5
					1.22	1.53	1.67	4.33	2.17	132.52	

Related Products and Accessories



Swage Ferrules

Pages 92-95



ECOVOS Version

Page 22

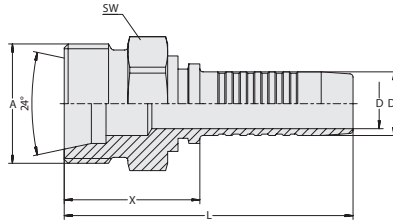


MULTIVOS Version

Page 142

Straight Insert with Male Metric Thread and 24° Conical Bore Type CES (Heavy Series)

Connection Type Male Metric Thread
Sealing Type 24° Conical Bore
 (Shape W acc. to DIN 3861)
Standard ISO 8434-1
Material Stainless Steel


C

Hose Size			Connection Size		Dimensions (mm/in)					Weight	Ordering Codes
DN	inch	Dash	Thread	Dash	D	D1	X	L	SW (Hex)	(^{kg} /lbs) ca. per 100	
06	1/4"	-04	M18x1,5	-04	3,9	6,7	26,5	56,5	19	4,1	HCS-06-CE-10S-M-W5
					.15	.26	1.04	2.22	.75	9.04	
06	1/4"	-04	M16x1,5	-03	3,9	6,7	25,5	55,5	17	3,4	HCS-06-CE-08S-M-W5
					.15	.26	1.00	2.19	.67	7.50	
08	5/16"	-05	M20x1,5	-05	5,4	8,0	27,5	57,5	22	5,4	HCS-08-CE-12S-M-W5
					.21	.31	1.08	2.26	.87	11.91	
08	5/16"	-05	M18x1,5	-04	5,4	8,0	26,5	56,5	22	4,3	HCS-08-CE-10S-M-W5
					.21	.31	1.04	2.22	.87	9.37	
10	3/8"	-06	M22x1,5	-06	6,5	9,6	29,5	63,0	22	6,5	HCS-10-CE-14S-M-W5
					.26	.38	1.16	2.48	.87	14.33	
10	3/8"	-06	M20x1,5	-05	6,5	9,6	27,5	61,0	22	5,9	HCS-10-CE-12S-M-W5
					.26	.38	1.08	2.40	.87	13.01	
10	3/8"	-06	M24x1,5	-08	6,5	9,6	29,5	63,0	24	7,2	HCS-10-CE-16S-M-W5
					.26	.38	1.16	2.48	.94	15.88	
12	1/2"	-08	M24x1,5	-08	9,5	12,8	30,5	65,5	24	8,1	HCS-12-CE-16S-M-W5
					.37	.50	1.20	2.58	.94	17.75	
12	1/2"	-08	M30x2	-10	9,5	12,8	34,5	70,0	30	13,4	HCS-12-CE-20S-M-W5
					.37	.50	1.36	2.76	1.18	29.44	
16	5/8"	-10	M30x2	-10	12,6	16,0	34,5	72,5	30	13,2	HCS-16-CE-20S-M-W5
					.50	.63	1.36	2.85	1.18	29.11	
19	3/4"	-12	M36x2	-12	14,8	19,1	38,0	83,5	36	20,9	HCS-19-CE-25S-M-W5
					.58	.75	1.50	3.29	1.42	46.08	
19	3/4"	-12	M30x2	-10	14,8	19,1	35,0	80,5	30	15,3	HCS-19-CE-20S-M-W5
					.58	.75	1.38	3.17	1.18	33.63	
25	1"	-16	M42x2	-16	20,0	25,9	42,5	97,5	46	37,50	HCS-25-CE-30S-M-W5
					.79	1.02	1.67	3.84	1.81	82.69	
25	1"	-16	M36x2	-12	20,0	25,9	38,5	93,5	36	26,30	HCS-25-CE-25S-M-W5
					.79	1.02	1.52	3.68	1.42	57.99	
25	1"	-16	M52x2	-20	20,0	25,9	46,5	101,5	55	57,15	HCS-25-CE-38S-M-W5
					.79	1.02	1.83	4.00	2.17	126.02	

Related Products and Accessories

Swage Ferrules

Pages 92-95

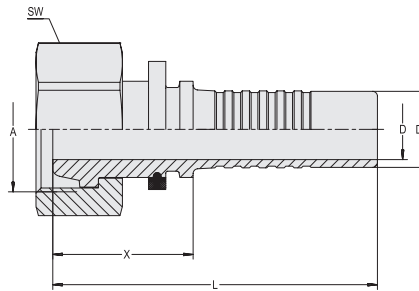

ECOVOS Version

Page 23


MULTIVOS Version

Page 143

Straight Insert with Female Metric Nut Thread and 24° Taper Type DKL (Light Series)



Connection Type Female Metric Nut Thread
Sealing Type 24° Taper
Standard ISO 8434-1
Material Stainless Steel

C

Hose Size			Connection Size		Dimensions (mm/in)						Weight (kg/lbs) ca. per 100	Ordering Codes
DN	inch	Dash	Thread	Dash	D	D1	X	L	SW (Hex)			
06	1/4"	-04	M14x1,5	-04	3,9 .15	6,7 .26	25,0 .98	55,0 2.17	17 .67	3,5 7.61	HCS-06-DK-08L-S-M-W5	
06	1/4"	-04	M12x1,5	-03	3,9 .15	6,7 .26	19,5 .77	49,5 1.95	17 .67	2,4 5.18	HCS-06-DK-06L-W-M-W5	
06	1/4"	-04	M16x1,5	-05	3,9 .15	6,7 .26	26,0 1.02	56,0 2.20	19 .75	4,2 9.26	HCS-06-DK-10L-S-M-W5	
08	5/16"	-05	M16x1,5	-05	5,4 .21	8,0 .31	26,0 1.02	56,0 2.20	19 .75	4,4 9.59	HCS-08-DK-10L-S-M-W5	
08	5/16"	-05	M14x1,5	-04	5,4 .21	8,0 .31	20,0 .79	50,0 1.97	17 .67	3,3 7.17	HCS-08-DK-08L-W-M-W5	
10	3/8"	-06	M18x1,5	-06	6,5 .26	9,6 .38	26,5 1.04	60,0 2.36	22 .87	6,2 13.67	HCS-10-DK-12L-S-M-W5	
10	3/8"	-06	M16x1,5	-05	6,5 .26	9,6 .38	20,0 .79	53,5 2.11	19 .75	4,4 9.70	HCS-10-DK-10L-W-M-W5	
12	1/2"	-08	M22x1,5	-08	9,5 .37	12,8 .50	26,5 1.04	62,0 2.44	27 1.06	9,4 20.62	HCS-12-DK-15L-S-M-W5	
12	1/2"	-08	M18x1,5	-06	9,5 .37	12,8 .50	22,0 .87	57,5 2.26	22 .87	6,6 14.44	HCS-12-DK-12L-W-M-W5	
16	5/8"	-10	M26x1,5	-10	12,6 .50	16,0 .63	29,0 1.14	67,5 2.66	32 1.26	13,5 29.66	HCS-16-DK-18L-S-M-W5	
19	3/4"	-12	M30x2	-12	14,8 .58	19,1 .75	33,0 1.30	78,5 3.09	36 1.42	19,8 43.55	HCS-19-DK-22L-S-M-W5	
25	1"	-16	M36x2	-16	20,0 .79	25,9 1.02	34,5 1.36	89,5 3.52	41 1.61	29,7 65.49	HCS-25-DK-28L-S-M-W5	
31	1 1/4"	-20	M45x2	-20	26,0 1.02	32,5 1.28	41,0 1.61	100,5 3.96	50 1.97	47,9 105.51	HCS-31-DK-35L-S-M-W5	
38	1 1/2"	-24	M52x2	-24	31,0 1.22	38,9 1.53	31,0 1.22	98,5 3.88	60 2.36	66,6 146.85	HCS-38-DK-42L-S-M-W5	

Related Products and Accessories



Swage Ferrules

Pages 92-95



45° Version

Page 105

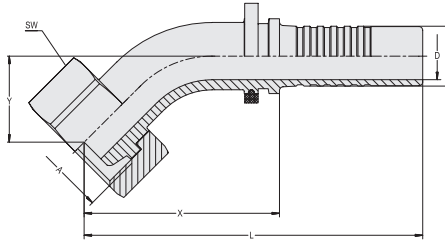


90° Version

Page 106

**45° Elbow Insert with Female Metric Nut Thread and 24° Taper
Type DKL 45° (Light Series)**

Connection Type Female Metric Nut Thread
Sealing Type 24° Taper
Standard ISO 8434-1
Material Stainless Steel


C

Hose Size			Connection Size		Dimensions (mm/in)							Weight (kg/lbs) ca. per 100	Ordering Codes
DN	inch	Dash	Thread	Dash	D	D1	X	L	Y	SW (Hex)			
06	1/4"	-04	M14x1,5	-04	3,9	6,7	36,0	66,0	15,0	17	3,8	HCS-06-DK-08L-045-S-M-W5	
					.15	.26	1.42	2.60	.59	.67	8.38		
08	5/16"	-05	M16x1,5	-05	5,4	8,0	37,5	67,5	17,0	19	5,0	HCS-08-DK-10L-045-S-M-W5	
					.21	.31	1.48	2.66	.67	.75	11.03		
10	3/8"	-06	M18x1,5	-06	6,5	9,6	40,5	74,0	17,5	22	7,4	HCS-10-DK-12L-045-S-M-W5	
					.26	.38	1.59	2.91	.69	.87	16.21		
12	1/2"	-08	M22x1,5	-08	9,5	12,8	45,0	80,5	20,0	27	11,4	HCS-12-DK-15L-045-S-M-W5	
					.37	.50	1.77	3.17	.79	1.06	25.03		
16	5/8"	-10	M26x1,5	-10	12,6	16,0	52,0	90,5	23,0	32	16,5	HCS-16-DK-18L-045-S-M-W5	
					.50	.63	2.05	3.56	.91	1.26	36.38		
19	3/4"	-12	M30x2	-12	14,8	19,1	68,0	113,5	26,0	36	26,7	HCS-19-DK-22L-045-S-M-W5	
					.58	.75	2.68	4.47	1.02	1.42	58.87		

Dimension Y ± 2,5 mm / .10 in

Related Products and Accessories

Swage Ferrules

Pages 92-95

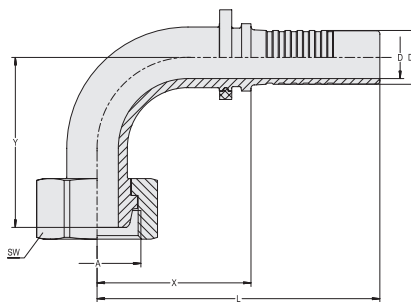

Straight Version

Page 104


90° Version

Page 106

**90° Elbow Insert with Female Metric Nut Thread and 24° Taper
Type DKL 90° (Light Series)**



Connection Type Female Metric Nut Thread
Sealing Type 24° Taper
Standard ISO 8434-1
Material Stainless Steel

C

Hose Size			Connection Size		Dimensions (mm/in)							Weight (kg/lbs) ca. per 100	Ordering Codes
DN	inch	Dash	Thread	Dash	D	D1	X	L	Y	SW (Hex)			
06	1/4"	-04	M12x1,5	-03	3,9	6,7	25,0	55,0	32,5	14	3,5	HCS-06-DK-06L-090-W-M-W5	
					.15	.26	.98	2.17	1.28	.55	7.61		
06	1/4"	-04	M14x1,5	-04	3,9	6,7	29,0	59,0	29,0	17	4,1	HCS-06-DK-08L-090-S-M-W5	
					.15	.26	1.14	2.32	1.14	.67	8.93		
08	5/16"	-05	M16x1,5	-05	5,4	8,0	31,5	61,5	29,0	19	5,5	HCS-08-DK-10L-090-S-M-W5	
					.21	.31	1.24	2.42	1.14	.75	12.13		
10	3/8"	-06	M18x1,5	-06	6,5	9,6	36,5	70,0	36,0	22	8,5	HCS-10-DK-12L-090-S-M-W5	
					.26	.38	1.44	2.76	1.42	.87	18.74		
12	1/2	-08	M22x1,5	-08	9,5	12,8	41,0	76,5	41,0	27	13,1	HCS-12-DK-15L-090-S-M-W5	
					.37	.50	1.61	3.01	1.61	1.06	28.89		
16	5/8"	-10	M26x1,5	-10	12,6	16,0	45,5	84,0	50,5	32	19,0	HCS-16-DK-18L-090-S-M-W5	
					.50	.63	1.79	3.31	1.99	1.26	41.78		
19	3/4"	-12	M30x2	-12	14,8	19,1	57,0	103,0	58,0	36	30,8	HCS-19-DK-22L-090-S-M-W5	
					.58	.75	2.24	4.06	2.28	1.42	67.80		

Dimension Y ± 2,5 mm / .10 in

Related Products and Accessories



Swage Ferrules

Pages 92-95



Straight Version

Page 104



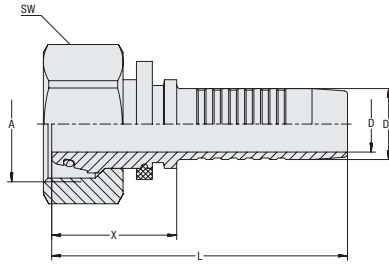
45° Version

Page 105

Straight Insert with Female Metric Nut Thread and 24° Taper / O-Ring Type DKOL (Light Series)

Connection Type Female Metric Nut Thread
Sealing Type 24° Taper / O-Ring
Standard ISO 8434-1

Material Stainless Steel
Sealing Material FKM (Viton®)


C

Hose Size			Connection Size		Dimensions (mm/in)						Weight	Ordering Codes
DN	inch	Dash	Thread	Dash	D	D1	X	L	SW (Hex)	(*9/163) ca. per 100		
06	1/4"	-04	M14x1,5	-04	3,9 .15	6,7 .26	27,0 1.06	57,0 2.24	17 .67	3,5 7.72	HCS-06-DKO-08L-S-OR-V-M-W5	
06	1/4"	-04	M12x1,5	-03	3,9 .15	6,7 .26	21,0 .83	51,0 2.01	14 .55	2,35 5.18	HCS-06-DKO-06L-W-OR-V-M-W5	
06	1/4"	-04	M16x1,5	-05	3,9 .15	6,7 .26	28,5 1.12	58,5 2.30	19 .75	4,3 9.48	HCS-06-DKO-10L-S-OR-V-M-W5	
06	1/4"	-04	M18x1,5	-06	3,9 .15	6,7 .26	29,0 1.14	59,0 2.32	22 .87	5,5 12.13	HCS-06-DKO-12L-S-OR-V-M-W5	
08	5/16"	-05	M16x1,5	-05	5,4 .21	8,0 .31	28,5 1.12	58,5 2.30	19 .75	4,4 9.70	HCS-08-DKO-10L-S-OR-V-M-W5	
08	5/16"	-05	M14x1,5	-04	5,4 .21	8,0 .31	22,0 .87	52,0 2.05	17 .67	3,3 7.28	HCS-08-DKO-08L-W-OR-V-M-W5	
08	5/16"	-05	M18x1,5	-06	5,4 .21	8,0 .31	30,0 1.18	60,0 2.36	22 .87	5,8 12.68	HCS-08-DKO-12L-S-OR-V-M-W5	
10	3/8"	-06	M18x1,5	-06	6,5 .26	9,8 .39	29,0 1.14	62,5 2.46	22 .87	6,3 13.89	HCS-10-DKO-12L-S-OR-V-M-W5	
10	3/8"	-06	M16x1,5	-05	6,5 .26	9,8 .39	22,5 .89	56,0 2.20	19 .75	4,6 10.14	HCS-10-DKO-10L-W-OR-V-M-W5	
10	3/8"	-06	M22x1,5	-08	6,5 .26	9,8 .39	30,5 1.20	64,0 2.52	27 1.06	8,9 19.51	HCS-10-DKO-15L-S-OR-V-M-W5	
12	1/2"	-08	M22x1,5	-08	9,5 .37	12,8 .50	28,5 1.12	64,0 2.52	27 1.06	9,4 20.62	HCS-12-DKO-15L-S-OR-V-M-W5	
12	1/2"	-08	M18x1,5	-06	9,5 .37	12,8 .50	24,0 .94	59,5 2.34	22 .87	6,6 14.55	HCS-12-DKO-12L-W-OR-V-M-W5	
16	5/8"	-10	M26x1,5	-10	12,6 .50	16,0 .63	31,5 1.24	70,0 2.76	32 1.26	13,6 29.88	HCS-12-DKO-18L-S-OR-V-M-W5	
19	3/4"	-12	M30x2	-12	14,8 .58	19,1 .75	33,0 1.30	78,5 3.09	36 1.42	18,0 39.58	HCS-19-DKO-22L-S-OR-V-M-W5	
19	3/4"	-12	M26x1,5	-10	14,8 .58	19,1 .75	25,5 1.00	71,5 2.81	32 1.26	14,6 32.19	HCS-19-DKO-18L-W-OR-V-M-W5	
19	3/4"	-12	M36x2	-16	14,8 .58	19,1 .75	34,0 1.34	80,0 3.15	41 1.61	26,8 58.98	HCS-19-DKO-28L-S-OR-V-M-W5	
25	1"	-16	M36x2	-16	20,0 .79	25,9 1.02	36,5 1.44	91,5 3.60	41 1.61	30,4 66.92	HCS-25-DKO-28L-S-OR-V-M-W5	
31	1 1/4"	-20	M45x2	-20	26,0 1.02	32,5 1.28	41,0 1.61	100,5 3.96	50 1.97	45,20 99.67	HCS-31-DKO-35L-S-OR-V-M-W5	
38	1 1/2"	-24	M52x2	-24	31,0 1.22	38,9 1.53	35,5 1.40	103,0 4.06	60 2.36	68,35 150.71	HCS-38-DKO-42L-S-OR-V-M-W5	

Related Products and Accessories

Swage Ferrules

Pages 92-95


45° Version

Page 108


ECOVOS Version

Pages 24-25

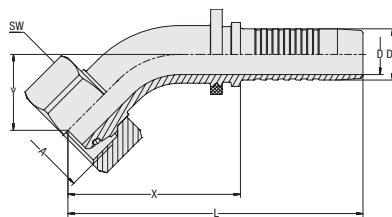

90° Version

Page 109


MULTIVOS Version

Page 144

45° Elbow Insert with Female Metric Nut Thread and 24° Taper / O-Ring Type DKOL 45° (Light Series)



Connection Type Female Metric Nut Thread
Sealing Type 24° Taper / O-Ring
Standard ISO 8434-1
Material Stainless Steel
Sealing Material FKM (Viton®)

C

Hose Size			Connection Size		Dimensions (mm/in)							Weight (%/lbs) ca. per 100	Ordering Codes
DN	inch	Dash	Thread	Dash	D	D1	X	L	Y	SW (Hex)			
06	1/4"	-04	M12x1,5	-03	3,9	6,7	36,5	66,5	18,0	14	3,2		
					.15	.26	1.44	2.62	.71	.55	6.95	HCS-06-DK0-06L-045-W-OR-V-M-W5	
06	1/4"	-04	M14x1,5	-04	3,9	6,7	37,0	67,0	17,0	17	3,8		
					.15	.26	1.46	2.64	.67	.67	8.38	HCS-06-DK0-08L-045-S-OR-V-M-W5	
06	1/4"	-04	M16x1,5	-05	3,9	6,7	39,0	69,0	19,0	19	5,0		
					.15	.26	1.54	2.72	.75	.75	11.03	HCS-06-DK0-10L-045-S-OR-V-M-W5	
08	5/16"	-05	M16x1,5	-05	5,4	8,0	39,0	69,0	19,0	19	5,1		
					.21	.31	1.54	2.72	.75	.75	11.25	HCS-08-DK0-10L-045-S-OR-V-M-W5	
08	5/16"	-05	M18x1,5	-06	5,4	8,0	40,0	70,0	18,0	22	6,3		
					.21	.31	1.57	2.76	.71	.87	13.89	HCS-08-DK0-12L-045-S-OR-V-M-W5	
10	3/8"	-06	M16x1,5	-05	6,5	9,8	43,5	77,0	19,5	19	6,6		
					.26	.39	1.71	3.03	.77	.75	14.44	HCS-10-DK0-10L-045-W-OR-V-M-W5	
10	3/8"	-06	M18x1,5	-06	6,5	9,8	41,5	74,5	17,5	22	7,4		
					.26	.39	1.63	2.93	.69	.87	16.21	HCS-10-DK0-12L-045-S-OR-V-M-W5	
10	3/8"	-06	M22x1,5	-08	6,5	9,8	41,5	74,5	17,5	27	9,8		
					.26	.39	1.63	2.93	.69	1.06	21.65	HCS-10-DK0-15L-045-S-OR-V-M-W5	
12	1/2"	-08	M22x1,5	-08	9,5	12,8	47,0	82,0	21,5	27	11,3		
					.37	.50	1.85	3.23	.85	1.06	24.81	HCS-12-DK0-15L-045-S-OR-V-M-W5	
16	5/8"	-10	M26x1,5	-10	12,6	16,0	54,0	92,0	24,0	32	16,5		
					.50	.63	2.13	3.62	.94	1.26	36.38	HCS-16-DK0-18L-045-S-OR-V-M-W5	
19	3/4"	-12	M30x2	-12	14,8	19,1	67,0	113,0	25,5	36	26,4		
					.58	.75	2.64	4.45	1.00	1.42	58.21	HCS-19-DK0-22L-045-S-OR-V-M-W5	
25	1"	-16	M36x2	-16	20,0	25,9	80,0	135,0	33,0	41	43,4		
					.79	1.02	3.15	5.31	1.30	1.61	95.59	HCS-25-DK0-28L-045-S-OR-V-M-W5	
31	1 1/4"	-20	M45x2	-20	26,0	32,5	99,5	159,5	39,5	50	72,3		
					1.02	1.28	3.92	6.28	1.56	1.97	159.31	HCS-31-DK0-35L-045-S-OR-V-M-W5	
38	1 1/2"	-24	M52x2	-24	31,0	38,9	108,5	176,0	41,0	60	103,7		
					1.22	1.53	4.27	6.93	1.61	2.36	228.66	HCS-38-DK0-42L-045-S-OR-V-M-W5	

Dimension Y ± 2,5 mm / .10 in

Related Products and Accessories



Swage Ferrules

Pages 92-95



Straight Version

Page 107



ECOVOS Version

Pages 26-27



90° Version

Page 109



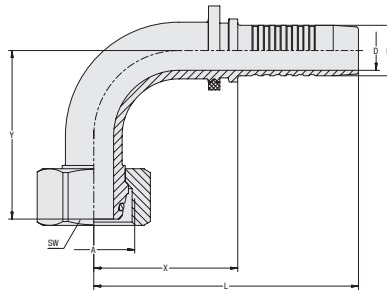
MULTIVOS Version

Page 145

90° Elbow Insert with Female Metric Nut Thread and 24° Taper / O-Ring Type DKOL 90° (Light Series)

Connection Type Female Metric Nut Thread
Sealing Type 24° Taper / O-Ring
Standard ISO 8434-1

Material Stainless Steel
Sealing Material FKM (Viton®)


C

Hose Size			Connection Size		Dimensions (mm/in)							Weight (kg/lbs) ca. per 100	Ordering Codes
DN	inch	Dash	Thread	Dash	D	D1	X	L	Y	SW (Hex)			
06	1/4"	-04	M12x1,5	-03	3,9 .15	6,7 .26	25,0 .98	55,0 2.17	33,0 1.30	14 .55	3,4 7.50	HCS-06-DKO-06L-090-W-OR-V-M-W5	
06	1/4"	-04	M14x1,5	-04	3,9 .15	6,7 .26	29,5 1.16	59,5 2.34	30,0 1.18	17 .67	4,1 9.04	HCS-06-DKO-08L-090-S-OR-V-M-W5	
06	1/4"	-04	M16x1,5	-05	3,9 .15	6,7 .26	31,0 1.22	61,0 2.40	32,5 1.28	19 .75	5,5 12.13	HCS-06-DKO-10L-090-S-OR-V-M-W5	
06	1/4"	-04	M18x1,5	-06	3,9 .15	6,7 .26	30,5 1.20	60,5 2.38	34,5 1.36	22 .87	6,8 14.99	HCS-06-DKO-12L-090-S-OR-V-M-W5	
08	5/16"	-05	M16x1,5	-05	5,4 .21	8,0 .31	31,0 1.22	61,0 2.40	32,5 1.28	19 .75	5,5 12.13	HCS-08-DKO-10L-090-S-OR-V-M-W5	
08	5/16"	-05	M18x1,5	-06	5,4 .21	8,0 .31	31,0 1.22	61,0 2.40	33,0 1.30	22 .87	6,8 14.99	HCS-08-DKO-12L-090-S-OR-V-M-W5	
10	3/8"	-06	M16x1,5	-05	6,5 .26	9,8 .39	38,0 1.50	71,5 2.81	39,0 1.54	19 .75	7,7 16.98	HCS-10-DKO-10L-090-W-OR-V-M-W5	
10	3/8"	-06	M18x1,5	-06	6,5 .26	9,8 .39	39,0 1.48	71,0 2.80	37,5 1.48	22 .87	8,6 18.96	HCS-10-DKO-12L-090-S-OR-V-M-W5	
10	3/8"	-06	M22x1,5	-08	6,5 .26	9,8 .39	49,0 1.54	72,5 2.85	38,5 1.52	27 1.06	11,3 24.92	HCS-10-DKO-15L-090-S-OR-V-M-W5	
12	1/2"	-08	M18x1,5	-06	9,5 .37	12,8 .50	40,5 1.59	76,0 2.99	47,5 1.87	27 .87	13,1 25.14	HCS-12-DKO-12L-090-W-OR-V-M-W5	
12	1/2"	-08	M22x1,5	-08	9,5 .37	12,8 .50	40,5 1.59	76,0 2.99	43,0 1.69	27 1.06	13,1 28.78	HCS-12-DKO-15L-090-S-OR-V-M-W5	
16	5/8"	-10	M26x1,5	-10	12,6 .50	16,0 .63	46,0 1.81	84,0 3.31	53,5 2.11	32 1.26	19,1 42.12	HCS-16-DKO-18L-090-S-OR-V-M-W5	
19	3/4"	-12	M30x2	-12	14,8 .58	19,1 .75	57,0 2.24	103,0 4.06	57,0 2.24	36 1.42	30,4 67.03	HCS-19-DKO-22L-090-S-OR-V-M-W5	
25	1"	-16	M36x2	-16	20,0 .79	25,9 1.02	72,0 2.83	127,0 5.00	65,0 2.56	41 1.61	50,0 110.25	HCS-25-DKO-28L-090-S-OR-V-M-W5	
31	1 1/4"	-20	M45x2	-20	26,0 1.02	32,5 1.28	90,5 3.56	150,5 5.93	81,0 3.19	50 1.97	85,3 187.98	HCS-31-DKO-35L-090-S-OR-V-M-W5	
38	1 1/2"	-24	M52x2	-24	31,0 1.22	38,9 1.53	101,0 3.98	168,5 6.63	88,0 3.46	60 2.36	121,1 267.03	HCS-38-DKO-42L-090-S-OR-V-M-W5	

Dimension Y ± 2,5 mm / .10 in

Related Products and Accessories

Swage Ferrules

Pages 92-95


Straight Version

Page 107


ECOVS Version

Pages 28-29

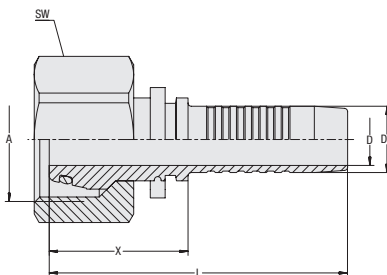

45° Version

Page 108


MULTIVOS Version

Page 146

Straight Insert with Female Metric Nut Thread and 24° Taper / O-Ring Type DKOS (Heavy Series)



Connection Type Female Metric Nut Thread
Sealing Type 24° Taper / O-Ring
Standard ISO 8434-1
Material Stainless Steel
Sealing Material FKM (Viton®)

C

Hose Size			Connection Size		Dimensions (mm/in)					Weight	Ordering Codes
DN	inch	Dash	Thread	Dash	D	D1	X	L	SW (Hex)	(*9/163) ca. per 100	
06	1/4"	-04	M18x1,5	-04	3,9 .15	6,7 .26	28,5 1.12	58,5 2.30	22 .87	5,6 12.35	HCS-06-DKO-10S-S-OR-V-M-W5
06	1/4"	-04	M14x1,5	-02	3,9 .15	6,7 .26	26,0 1.02	56,0 2.20	17 .67	3,6 7.94	HCS-06-DKO-06S-S-OR-V-M-W5
06	1/4"	-04	M16x1,5	-03	3,9 .15	6,7 .26	27,0 1.06	57,0 2.24	19 .75	4,1 9.04	HCS-06-DKO-08S-W-OR-V-M-W5
06	1/4"	-04	M20x1,5	-05	3,9 .15	6,7 .26	29,0 1.14	59,0 2.32	24 .94	6,5 14.33	HCS-06-DKO-12S-S-OR-V-M-W5
08	5/16"	-05	M20x1,5	-05	5,4 .21	8,0 .31	30,0 1.18	60,0 2.36	24 .94	6,8 14.88	HCS-08-DKO-12S-S-OR-V-M-W5
08	5/16"	-05	M16x1,5	-03	5,4 .21	8,0 .31	23,0 .91	53,0 2.09	19 .75	4,3 9.37	HCS-08-DKO-08S-W-OR-V-M-W5
08	5/16"	-05	M18x1,5	-04	5,4 .21	8,0 .31	28,5 1.12	58,5 2.30	22 .87	5,7 12.57	HCS-08-DKO-10S-W-OR-V-M-W5
10	3/8"	-06	M22x1,5	-06	6,5 .26	9,6 .38	30,5 1.20	64,0 2.52	27 1.06	9,8 21.61	HCS-10-DKO-14S-S-OR-V-M-W5
10	3/8"	-06	M18x1,5	-04	6,5 .26	9,6 .38	25,0 .98	58,5 2.30	22 .87	6,2 13.56	HCS-10-DKO-10S-W-OR-V-M-W5
10	3/8"	-06	M20x1,5	-05	6,5 .26	9,8 .39	29,0 1.14	62,5 2.46	24 .94	7,3 16.10	HCS-10-DKO-12S-W-OR-V-M-W5
10	3/8"	-06	M24x1,5	-08	6,5 .26	9,6 .38	32,0 1.26	65,5 2.58	30 1.18	11,9 26.24	HCS-10-DKO-16S-S-OR-V-M-W5
12	1/2"	-08	M24x1,5	-08	9,5 .37	12,8 .50	32,0 1.26	67,5 2.66	30 1.18	12,7 28.00	HCS-12-DKO-16S-S-OR-V-M-W5
12	1/2"	-08	M20x1,5	-05	9,5 .37	12,8 .50	25,0 .98	60,5 2.38	24 .94	7,8 17.09	HCS-12-DKO-12S-W-OR-V-M-W5
12	1/2"	-08	M30x2	-10	9,5 .37	12,8 .50	35,5 1.40	71,0 2.80	36 1.42	19,6 43.22	HCS-12-DKO-20S-S-OR-V-M-W5
16	5/8"	-10	M30x2	-10	12,6 .50	16,0 .63	35,5 1.40	74,0 2.91	36 1.42	19,5 42.89	HCS-16-DKO-20S-S-OR-V-M-W5
16	5/8"	-10	M24x1,5	-08	12,6 .50	16,0 .63	26,5 1.04	65,0 2.56	30 1.18	13,1 28.89	HCS-16-DKO-16S-W-OR-V-M-W5
16	5/8"	-10	M36x2	-12	12,6 .50	16,0 .63	36,5 1.44	75,0 2.95	41 1.61	34,6 76.29	HCS-16-DKO-25S-S-OR-V-M-W5
19	3/4"	-12	M36x2	-12	14,8 .58	19,1 .75	37,0 1.46	83,0 3.27	41 1.61	35,50 78.28	HCS-19-DKO-25S-S-OR-V-M-W5
19	3/4"	-12	M30x2	-10	14,8 .58	19,1 .75	32,0 1.26	78,0 3.07	36 1.42	22,15 48.84	HCS-19-DKO-20S-W-OR-V-M-W5
19	3/4"	-12	M42x2	-16	14,8 .58	19,1 .75	41,0 1.61	87,0 3.43	50 1.97	45,55 100.44	HCS-19-DKO-30S-S-OR-V-M-W5
25	1"	-16	M42x2	-16	20,0 .79	25,9 1.02	42,0 1.65	97,0 3.82	50 1.97	47,25 104.19	HCS-25-DKO-30S-S-OR-V-M-W5
25	1"	-16	M36x2	-12	20,0 .79	25,9 1.02	34,0 1.34	89,0 3.50	41 1.61	34,45 75.96	HCS-25-DKO-25S-W-OR-V-M-W5
31	1 1/4"	-20	M52x2	-20	26,0 1.02	32,5 1.28	47,0 1.85	107,0 4.21	60 2.36	72,35 159.53	HCS-31-DKO-38S-S-OR-V-M-W5

Related Products and Accessories



Swage Ferrules

Pages 92-95



45° Version

Page 111



90° Version

Page 112



ECOVOS Version

Pages 30-31



MULTIVOS Version

Page 147



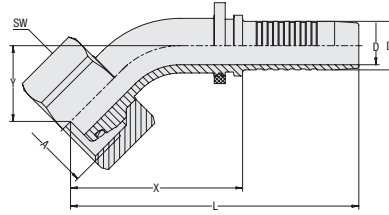
POWERVOS Version

Page 180

45° Elbow Insert with Female Metric Nut Thread and 24° Taper / O-Ring Type DKOS 45° (Heavy Series)

Connection Type Female Metric Nut Thread
Sealing Type 24° Taper / O-Ring
Standard ISO 8434-1

Material Stainless Steel
Sealing Material FKM (Viton®)


C

Hose Size			Connection Size		Dimensions (mm/in)							Weight (kg/lbs) ca. per 100	Ordering Codes
DN	inch	Dash	Thread	Dash	D	D1	X	L	Y	SW (Hex)			
06	1/4"	-04	M14x15	-02	3,9 .15	6,7 .26	37,0 1.46	67,0 2.64	17,0 .67	17	4,0 8.82	HCS-06-DKO-06S-045-W-OR-V-M-W5	
06	1/4"	-04	M16x1,5	-03	3,9 .15	6,7 .26	37,0 1.46	67,0 2.64	17,0 .67	19	4,4 9.70	HCS-06-DKO-08S-045-S-OR-V-M-W5	
06	1/4"	-04	M18x1,5	-04	3,9 .15	6,7 .26	39,0 1.54	69,0 2.72	19,0 .75	22	6,3 13.89	HCS-06-DKO-10S-045-S-OR-V-M-W5	
08	5/16"	-05	M20x1,5	-05	5,4 .21	8,0 .31	40,0 1.57	70,0 2.76	18,0 .71	24	7,4 16.32	HCS-08-DKO-12S-045-S-OR-V-M-W5	
10	3/8"	-06	M20x1,5	-05	6,5 .26	9,8 .39	41,5 1.63	74,5 2.93	17,5 .69	24	8,4 18.41	HCS-10-DKO-12S-045-S-OR-V-M-W5	
10	3/8"	-06	M22x1,5	-06	6,5 .26	9,8 .39	46,0 1.81	79,0 3.11	20,0 .79	27	11,2 24.70	HCS-10-DKO-14S-045-S-OR-V-M-W5	
12	1/2"	-08	M24x1,5	-08	9,5 .37	12,8 .50	50,5 1.99	86,0 3.39	24,0 .94	30	14,9 32.85	HCS-12-DKO-16S-045-S-OR-V-M-W5	
16	5/8"	-10	M30x2	-10	12,6 .50	16,0 .63	56,5 2.22	95,0 3.74	25,0 .98	36	22,3 49.17	HCS-16-DKO-20S-045-S-OR-V-M-W5	
19	3/4"	-12	M36x2	-12	14,8 .58	19,1 .75	66,0 2.60	111,5 4.39	29,0 1.14	46	41,4 91.29	HCS-19-DKO-25S-045-S-OR-V-M-W5	
25	1"	-16	M42x2	-16	20,0 .79	25,9 1.02	83,0 3.27	138,0 5.43	36,5 1.44	50	60,1 132.52	HCS-25-DKO-30S-045-S-OR-V-M-W5	
31	1 1/4"	-20	M52x2	-20	26,0 1.02	32,5 1.28	101,5 4.00	161,5 6.36	41,5 1.63	60	93,8 206.72	HCS-31-DKO-38S-045-S-OR-V-M-W5	

Dimension Y ± 2,5 mm / .10 in

Related Products and Accessories

Swage Ferrules

Pages 92-95


Straight Version

Page 110


ECOVS Version

Pages 32-33

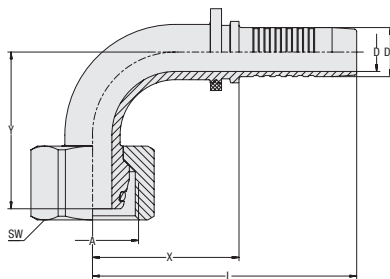

90° Version

Page 112


MULTIVOS Version

Page 148

90° Elbow Insert with Female Metric Nut Thread and 24° Taper / O-Ring Type DKOS 90° (Heavy Series)



Connection Type Female Metric Nut Thread
Sealing Type 24° Taper / O-Ring
Standard ISO 8434-1
Material Stainless Steel
Sealing Material FKM (Viton®)

C

Hose Size			Connection Size		Dimensions (mm/in)							Weight (kg/lbs) ca. per 100	Ordering Codes
DN	inch	Dash	Thread	Dash	D	D1	X	L	Y	SW (Hex)			
06	1/4"	-04	M14x1,5	-02	3,9	6,7	33,5	63,5	29,0	17	4,3	HCS-06-DK0-06S-090-W-OR-V-M-W5	
					.15	.26	1.32	2.50	1.14	.67	9.48		
06	1/4"	-04	M16x1,5	-03	3,9	6,7	29,5	59,5	30,0	19	4,7	HCS-06-DK0-08S-090-S-OR-V-M-W5	
					.15	.26	1.16	2.34	1.18	.75	10.36		
06	1/4"	-04	M18x1,5	-04	3,9	6,7	31,0	61,0	32,5	22	6,8	HCS-06-DK0-10S-090-S-OR-V-M-W5	
					.15	.26	1.22	2.40	1.28	.87	14.99		
06	1/4"	-04	M20x1,5	-05	3,9	6,7	30,5	60,5	34,5	24	7,8	HCS-06-DK0-12S-090-S-OR-V-M-W5	
					.15	.26	1.20	2.38	1.36	.94	17.09		
08	5/16"	-05	M20x1,5	-05	5,4	8,0	31,0	61,0	33,0	24	7,9	HCS-08-DK0-12S-090-S-OR-V-M-W5	
					.21	.31	1.22	2.40	1.30	.94	17.42		
10	3/8"	-06	M20x1,5	-05	6,5	9,8	37,5	71,0	37,5	24	9,6	HCS-10-DK0-12S-090-S-OR-V-M-W5	
					.26	.39	1.48	2.80	1.48	.94	21.17		
10	3/8"	-06	M22x1,5	-06	6,5	9,8	38,5	72,0	40,0	27	12,4	HCS-10-DK0-14S-090-S-OR-V-M-W5	
					.26	.39	1.52	2.83	1.57	1.06	27.23		
12	1/2"	-08	M24x1,5	-08	9,5	12,8	40,0	75,5	47,0	30	16,4	HCS-12-DK0-16S-090-S-OR-V-M-W5	
					.37	.50	1.57	2.97	1.85	1.18	36.16		
12	1/2"	-08	M30x2	-10	9,5	12,8	40,0	75,5	48,5	30	22,8	HCS-12-DK0-20S-090-S-OR-V-M-W5	
					.37	.50	1.57	2.97	1.91	1.18	50.16		
16	5/8"	-10	M30x2	-10	12,6	16,0	48,0	86,0	53,0	36	24,5	HCS-16-DK0-20S-090-S-OR-V-M-W5	
					.50	.63	1.89	3.39	2.09	1.42	54.02		
19	3/4"	-12	M30x2	-10	14,8	19,1	57,0	103,0	61,0	36	34,8	HCS-19-DK0-20S-090-W-OR-V-M-W5	
					.58	.75	2.24	4.06	2.40	1.42	76.62		
19	3/4"	-12	M36x2	-12	14,8	19,1	57,0	102,5	58,5	46	45,6	HCS-19-DK0-25S-090-S-OR-V-M-W5	
					.58	.75	2.24	4.04	2.30	1.81	100.44		
25	1"	-16	M42x2	-16	20,0	25,9	70,5	125,5	74,0	50	67,9	HCS-25-DK0-30S-090-S-OR-V-M-W5	
					.79	1.02	2.78	4.94	2.91	1.97	149.61		
31	1 1/4"	-20	M52x2	-20	26,0	32,5	88,0	147,5	87,0	60	106,7	HCS-31-DK0-38S-090-S-OR-V-M-W5	
					1.02	1.28	3.46	5.81	3.43	2.36	235.27		

Dimension Y ± 2,5 mm / .10 in

Related Products and Accessories



Swage Ferrules

Pages 92-95



Straight Version

Page 110



ECOIVOS Version

Pages 34-35



45° Version

Page 111

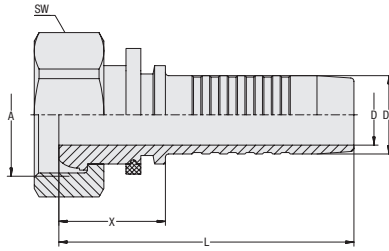


MULTIVOS Version

Page 149

**Straight Insert with Female Metric Nut Thread and Metal Seat
Type DKK**

Connection Type Female Metric Nut Thread
Sealing Type 60° Metal Seat (suitable for bore type Y)
Standard DIN 3863-B
Material Stainless Steel


C

Hose Size			Connection Size		Dimensions (mm/in)						Weight (*40/lbs) ca. per 100	Ordering Codes
DN	inch	Dash	Thread	Dash	D	D1	X	L	SW (Hex)			
19	3/4"	-12	M30x1,5	-12	14,8	19,1	26,0	72,0	36	18,3	HCS-19-DKK-22LL-S-M-W5	
					.58	.75	1.02	2.83	1.42	40.35		
19	3/4"	-12	M38x1,5	-16	14,8	19,1	26,0	72,0	46	25,3	HCS-19-DKK-28LL-S-M-W5	
					.58	.75	1.02	2.83	1.81	55.79		
25	1"	-16	M38x1,5	-16	20,0	25,9	27,0	82,0	46	30,0	HCS-25-DKK-28LL-S-M-W5	
					.79	1.02	1.06	3.23	1.81	66.15		
31	1 1/4"	-20	M45x1,5	-20	26,0	32,5	28,0	88,0	50	37,5	HCS-31-DKK-35LL-S-M-W5	
					1.02	1.28	1.10	3.46	1.97	82.69		
38	1 1/2"	-24	M52x1,5	-24	31,0	38,9	28,5	96,0	60	57,8	HCS-38-DKK-42LL-S-M-W5	
					1.22	1.53	1.12	3.78	2.36	127.45		
51	2"	-32	M65x2	-32	40,0	51,6	32,5	107,5	75	116,4	HCS-51-DKK-50LL-S-M-W5	
						2.03	1.28	4.23	2.95	256.66		

Related Products and Accessories

Swage Ferrules

Pages 92-95

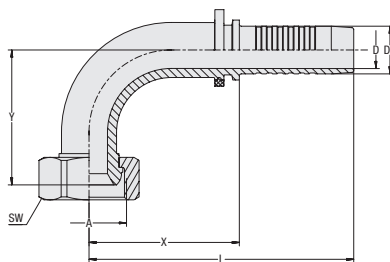

90° Version

Page 114


ECOVOS Version

Page 44

90° Elbow Insert with Female Metric Thread and Metal Seat Type DKK 90°



Connection Type Female Metric Nut Thread
Sealing Type 60° Metal Seat (suitable for bore type Y)
Standard DIN 3863-B
Material Stainless Steel

C

Hose Size			Connection Size		Dimensions (mm/in)							Weight (*9/10) ca. per 100	Ordering Codes
DN	inch	Dash	Thread	Dash	D	D1	X	L	Y	SW (Hex)			
19	3/4"	-12	M30x1,5	-12	14,8	19,1	60,0	106,0	54,0	36	30,4	HCS-19-DKK-22LL-090-S-M-W5	
					.58	.75	2.36	4.17	2.13	1.42	67.03		
25	1"	-16	M38x1,5	-16	20,0	25,9	78,0	133,0	71,0	46	55,3	HCS-25-DKK-28LL-090-S-M-W5	
					.79	1.02	3.07	5.24	2.80	1.81	121.83		
31	1 1/4"	-20	M45x1,5	-20	26,0	32,5	102,0	162,0	81,0	50	83,7	HCS-31-DKK-35LL-090-S-M-W5	
					1.02	1.28	4.02	6.38	3.19	1.97	184.56		
38	1 1/2"	-24	M52x1,5	-24	31,0	38,9	112,5	180,0	108,5	60	141,7	HCS-38-DKK-42LL-090-S-M-W5	
					1.22	1.53	4.43	7.09	4.27	2.36	312.34		
51	2"	-32	M65x2	-32	40,0	51,6	134,0	209,0	122,0	75	226,1	HCS-51-DKK-50LL-090-S-M-W5	
					1.57	2.03	5.28	8.23	4.80	2.95	498.55		

Dimension Y ± 2,5 mm / .10 in

Related Products and Accessories



Swage Ferrules

Pages 92-95



Straight Version

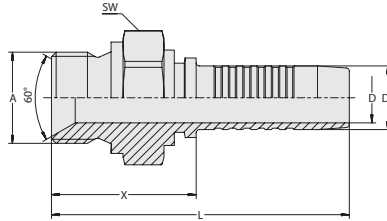
Page 113



ECOVOS Version

Page 46

Straight Insert with Male BSPP Thread and 60° Conical Bore
Type AGR



Connection Type Male BSPP Thread
Sealing Type 60° Conical Bore
Standard ISO 8434-6, BS 5200
Material Stainless Steel

C

Hose Size			Connection Size		Dimensions (mm/in)						Weight (*9/16) ca. per 100	Ordering Codes
DN	inch	Dash	Thread	Dash	D	D1	X	L	SW (Hex)			
06	1/4"	-03	G1/4"	-04	3,9 .15	6,7 .26	29,0 1.14	59,0 2.32	19 .75	3,9 8.60	HCS-06-AGR-04-M-W5	
06	1/4"	-03	G1/8"	-03	3,9 .15	6,7 .26	23,5 .93	53,5 2.11	14 .55	2,2 4.85	HCS-06-AGR-03-M-W5	
06	1/4"	-03	G3/8"	-06	3,9 .15	6,7 .26	30,5 1.20	60,5 2.38	22 .87	5,4 11.91	HCS-06-AGR-06-M-W5	
08	5/16"	-05	G1/4"	-04	5,4 .21	8,0 .31	29,0 1.14	59,0 2.32	19 .75	4,1 9.04	HCS-08-AGR-04-M-W5	
08	5/16"	-05	G3/8"	-06	5,4 .21	8,0 .31	30,5 1.20	60,5 2.38	22 .87	5,6 12.35	HCS-08-AGR-06-M-W5	
10	3/8"	-06	G3/8"	-06	6,5 .26	9,6 .38	30,5 1.20	63,5 2.50	22 .87	6,3 13.89	HCS-10-AGR-06-M-W5	
10	3/8"	-06	G1/4"	-04	6,5 .26	9,6 .38	29,0 1.14	62,0 2.44	19 .75	4,6 10.14	HCS-10-AGR-04-M-W5	
10	3/8"	-06	G1/2"	-08	6,5 .26	9,6 .38	34,0 1.34	67,0 2.64	27 1.06	9,1 20.07	HCS-10-AGR-08-M-W5	
12	1/2"	-06	G1/2"	-08	9,5 .37	12,8 .50	34,5 1.36	70,0 2.76	27 1.06	10,3 22.60	HCS-12-AGR-08-M-W5	
12	1/2"	-08	G3/8"	-06	9,5 .37	12,8 .50	31,5 1.24	66,5 2.62	22 .87	6,8 14.99	HCS-12-AGR-06-M-W5	
12	1/2"	-08	G3/4"	-12	9,5 .37	12,8 .50	37,5 1.48	72,5 2.85	32 1.26	13,5 29.77	HCS-12-AGR-12-M-W5	
16	5/8"	-10	G1/2"	-08	12,6 .50	16,0 .63	34,5 1.36	73,0 2.87	30 1.18	10,3 22.71	HCS-16-AGR-08-M-W5	
16	5/8"	-10	G3/4"	-12	12,6 .50	16,0 .63	37,5 1.48	76,0 2.99	32 1.26	14,2 31.31	HCS-16-AGR-12-M-W5	
19	3/4"	-12	G3/4"	-12	14,8 .58	19,1 .75	38,0 1.50	84,0 3.31	32 1.26	17,0 37.49	HCS-19-AGR-12-M-W5	
19	3/4"	-12	G1"	-16	14,8 .58	19,1 .75	42,0 1.65	88,0 3.46	41 1.61	24,8 54.68	HCS-19-AGR-16-M-W5	
25	1"	-16	G1"	-16	20,0 .79	25,9 1.02	43,5 1.71	98,5 3.88	41 1.61	31,7 69.90	HCS-25-AGR-16-M-W5	
25	1"	-16	G1 1/4"	-20	20,0 .79	25,9 1.02	45,5 1.79	100,5 3.96	50 1.97	41,0 90.41	HCS-25-AGR-20-M-W5	
31	1 1/4"	-20	G1 1/4"	-20	26,0 1.02	32,5 1.28	46,5 1.83	106,5 4.19	50 1.97	48,7 107.38	HCS-31-AGR-20-M-W5	
31	1 1/4"	-20	G1"	-16	26,0 1.02	32,5 1.28	44,0 1.73	104,0 4.09	41 1.61	38,0 83.79	HCS-31-AGR-16-M-W5	
38	1 1/2"	-24	G1 1/2"	-24	31,0 1.22	38,9 1.53	53,0 2.09	120,5 4.74	55 2.17	71,0 156.56	HCS-38-AGR-24-M-W5	
51	2"	-32	G2"	-32	40,0 1.57	51,6 2.03	60,5 2.38	135,5 5.33	70 2.76	138,3 304.95	HCS-51-AGR-32-M-W5	

Related Products and Accessories



Swage Ferrules

Pages 92-95



ECOVOS Version

Page 47

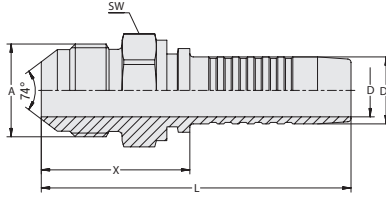


MULTIVOS Version

Page 150

Straight Insert with Male UN/UNF Thread and 74° Taper Type AGJ

Connection Type Male UN/UNF Thread
Sealing Type 74° Taper
Standard ISO 8434-2
Material Stainless Steel



C

Hose Size			Connection Size		Dimensions (mm/in)						Weight (kg/lbs) ca. per 100	Ordering Codes
DN	inch	Dash	Thread	Dash	D	D1	X	L	SW (Hex)			
06	1/4"	-04	7/16"-20 UNF	-04	3,9	6,7	28,0	58,0	14	2,4	HCS-06-AGJ-04-M-W5	
					.15	.26	1.10	2.28	.55	5.29		
06	1/4"	-04	9/16"-18 UNF	-06	3,9	6,7	28,0	58,0	17	3,2	HCS-06-AGJ-06-M-W5	
					.15	.26	1.10	2.28	.67	7.06		
08	5/16"	-05	1/2"-20 UNF	-05	5,4	8,0	28,0	58,0	14	2,7	HCS-08-AGJ-05-M-W5	
					.21	.31	1.10	2.28	.55	5.95		
08	5/16"	-05	9/16"-18 UNF	-06	5,4	8,0	28,0	58,0	17	3,2	HCS-08-AGJ-06-M-W5	
					.21	.31	1.10	2.28	.67	7.06		
10	3/8"	-06	9/16"-18 UNF	-06	6,5	9,6	28,0	61,5	17	3,8	HCS-10-AGJ-06-M-W5	
					.26	.38	1.10	2.42	.67	8.38		
10	3/8"	-06	3/4"-16 UNF	-08	6,5	9,6	32,0	64,0	22	5,9	HCS-10-AGJ-08-M-W5	
					.26	.38	1.26	2.52	.87	13.01		
12	1/2"	-08	3/4"-16 UNF	-08	9,5	12,8	32,5	68,0	22	6,8	HCS-12-AGJ-08-M-W5	
					.37	.50	1.28	2.68	.87	14.99		
12	1/2"	-08	7/8"-14 UNF	-10	9,5	12,8	35,5	71,0	24	8,4	HCS-12-AGJ-10-M-W5	
					.37	.50	1.40	2.80	.94	18.52		
16	5/8"	-10	7/8"-14 UNF	-10	12,6	16,0	35,5	74,0	24	9,0	HCS-16-AGJ-10-M-W5	
					.50	.63	1.40	2.91	.94	19.85		
19	3/4"	-12	1 1/16"-12 UN	-12	14,8	19,1	41,0	86,5	30	15,9	HCS-19-AGJ-12-M-W5	
					.58	.75	1.61	3.41	1.18	35.06		
25	1"	-16	1 5/16"-12 UN	-16	20,0	25,9	44,5	99,5	36	27,5	HCS-25-AGJ-16-M-W5	
					.79	1.02	1.75	3.92	1.42	60.64		
31	1 1/4"	-20	1 5/8"-12 UN	-20	26,0	32,5	49,0	109,0	46	45,0	HCS-31-AGJ-20-M-W5	
					1.02	1.28	1.93	4.29	1.81	99.23		
38	1 1/2"	-24	1 7/8"-12 UN	-24	31,0	38,9	55,5	123,0	50	62,8	HCS-38-AGJ-24-M-W5	
					1.22	1.53	2.19	4.84	1.97	138.47		

Related Products and Accessories



Swage Ferrules

Pages 92-95



ECOVOS Version

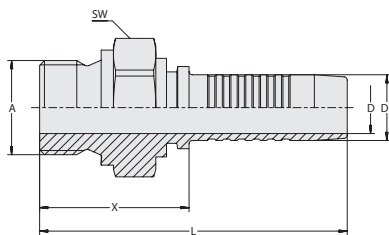
Page 50



MULTIVOS Version

Page 151

**Straight Insert with Male BSPP Thread
Type AGRF**



Connection Type Male BSPP Thread
Sealing Type Sealing Surface
Material Stainless Steel

C

Hose Size			Connection Size		Dimensions (mm/in)						Weight	Ordering Codes
DN	inch	Dash	Thread	Dash	D	D1	X	L	SW (Hex)	(*9/16) ca. per 100		
06	1/4"	-04	G1/4"	-04	3,9	6,7	29,0	59,0	19	4,2	HCS-06-AGRF-04-M-W5	
					.15	.26	1.14	2.32	.75	9.26		
08	5/16"	-05	G1/2"	-08	5,4	8,0	34,0	64,0	27	8,9	HCS-08-AGRF-08-M-W5	
					.21	.31	1.34	2.52	1.06	19.62		
10	3/8"	-06	G3/8"	-06	6,5	9,6	30,5	63,5	22	6,3	HCS-10-AGRF-06-M-W5	
					.26	.38	1.20	2.50	.87	13.89		
10	3/8"	-06	G1/2"	-08	6,5	9,6	34,0	67,0	27	9,1	HCS-10-AGRF-08-M-W5	
					.26	.38	1.34	2.64	1.06	20.07		
12	1/2"	-08	G3/8"	-06	9,5	12,8	31,5	66,5	22	6,9	HCS-12-AGRF-06-M-W5	
					.37	.50	1.24	2.62	.87	15.21		
12	1/2"	-08	G1/2"	-08	9,5	12,8	34,5	70,0	27	10,7	HCS-12-AGRF-08-S-M-W5	
					.37	.50	1.36	2.76	1.06	23.59		
16	5/8"	-10	G3/4"	-12	12,6	16,0	37,5	76,0	32	14,6	HCS-16-AGRF-12-S-M-W5	
					.50	.63	1.48	2.99	1.26	32.19		
16	5/8"	-10	G1"	-16	12,6	16,0	41,5	79,5	41	25,1	HCS-16-AGRF-16-S-M-W5	
					.50	.63	1.63	3.13	1.61	55.35		
19	3/4"	-12	G3/4"	-12	14,8	19,1	38,0	84,0	32	17,6	HCS-19-AGRF-12-W-M-W5	
					.58	.75	1.50	3.31	1.26	38.81		
25	1"	-16	G1"	-16	20,0	25,9	43,5	98,5	41	32,6	HCS-25-AGRF-16-W-M-W5	
					.79	1.02	1.71	3.88	1.61	71.88		
31	1 1/4"	-20	G1 1/4"	-20	26,0	32,5	46,5	106,5	50	50,5	HCS-31-AGRF-20-W-M-W5	
					1.02	1.28	1.83	4.19	1.97	111.35		
38	1 1/2"	-24	G1 1/2"	-24	31,0	38,9	53,0	120,5	55	71,0	HCS-38-AGRF-24-W-M-W5	
					1.22	1.53	2.09	4.74	2.17	156.56		
51	2"	-32	G2"	-32	40,0	51,6	60,5	135,5	70	138,3	HCS-51-AGRF-32-W-M-W5	
					1.57	2.03	2.38	5.33	2.76	304.95		

Related Products and Accessories



Swage Ferrules

Pages 92-95

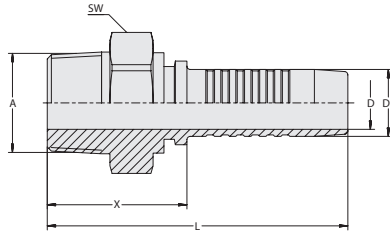


ECOVOS Version

Page 48

**Straight Insert with Male BSPT Thread
Type AGRK**

Connection Type Male BSPT Thread
Sealing Type Tapered Thread
Material Stainless Steel


C

Hose Size			Connection Size		Dimensions (^{mm} / _{in})						Weight (^{kg} / _{lbs}) ca. per 100	Ordering Codes
DN	inch	Dash	Thread	Dash	D	D1	X	L	SW (Hex)			
06	1/4"	-04	R1/8"	-03	3,9	6,7	21,5	51,5	12	1,7	HCS-06-AGRK-03-M-W5	
					.15	.26	.85	2.03	.47	3.75		
06	1/4"	-04	R1/4"	-04	3,9	6,7	26,0	56,0	14	2,9	HCS-06-AGRK-04-M-W5	
					.15	.26	1.02	2.20	.55	6.39		
08	5/16"	-05	R1/4"	-04	5,4	8,0	26,0	56,0	14	2,9	HCS-08-AGRK-04-M-W5	
					.21	.31	1.02	2.20	.55	6.39		
08	5/16"	-05	R3/8"	-06	5,4	8,0	26,5	56,5	17	4,2	HCS-08-AGRK-06-M-W5	
					.21	.31	1.04	2.22	.67	9.26		
10	3/8"	-06	R1/4"	-04	6,5	9,6	25,5	59,0	14	4,6	HCS-10-AGRK-04-M-W5	
					.26	.38	1.00	2.32	.55	10.14		
10	3/8"	-06	R3/8"	-06	6,5	9,6	26,5	59,8	17	6,3	HCS-10-AGRK-06-M-W5	
					.26	.38	1.04	2.35	.67	13.89		
12	1/2"	-08	R1/2"	-08	9,5	12,8	30,5	65,5	22	7,8	HCS-12-AGRK-08-M-W5	
					.37	.50	1.20	2.58	.87	17.20		
16	5/8"	-10	R3/4"	-12	12,6	16,0	34,5	72,5	27	14,2	HCS-16-AGRK-12-M-W5	
					.50	.63	1.36	2.85	1.06	31.31		
19	3/4"	-12	R3/4"	-12	14,8	19,1	35,0	80,5	27	17,0	HCS-19-AGRK-12-M-W5	
					.58	.75	1.38	3.17	1.06	37.49		
19	3/4"	-12	R1"	-16	14,8	19,1	37,0	82,5	36	24,8	HCS-19-AGRK-16-M-W5	
					.58	.75	1.46	3.25	1.42	54.68		
25	1"	-16	R1"	-16	20,0	25,9	38,0	93,0	36	31,7	HCS-25-AGRK-16-M-W5	
					.79	1.02	1.50	3.66	1.42	69.90		
31	1 1/4"	-20	R1 1/4"	-20	26,0	32,5	43,0	103,0	46	48,7	HCS-31-AGRK-20-M-W5	
					1.02	1.28	1.69	4.06	1.81	107.38		
38	1 1/2"	-24	R1 1/2"	-24	31,0	38,9	47,5	115,0	50	71,0	HCS-38-AGRK-24-M-W5	
					1.22	1.53	1.87	4.53	1.97	156.56		
51	2"	-32	R2"	-32	40,0	51,6	54,0	129,0	65	138,3	HCS-51-AGRK-32-M-W5	
					1.57	2.03	2.13	5.08	2.56	304.95		

Related Products and Accessories

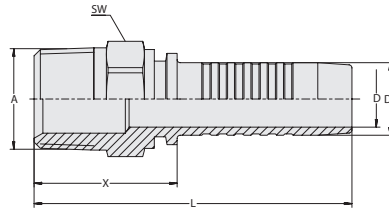
Swage Ferrules

Pages 92-95


ECOVOS Version

Page 49

Straight Insert with Male NPTF Thread and 60° Conical Bore Type AGN



Connection Type Male NPTF Thread
Sealing Type Tapered Thread and 60° Conical Bore
Standard SAE J 516
Material Stainless Steel

C

Hose Size			Connection Size		Dimensions (mm/in)						Weight (kg/lbs) ca. per 100	Ordering Codes
DN	inch	Dash	Thread	Dash	D	D1	X	L	SW (Hex)			
06	1/4"	-04	1/4"-18 NPT	-04	3,9	6,7	28,0	58,0	14	2,8	HCS-06-AGN-04-M-W5	
					.15	.26	1.10	2.28	.55	6.17		
06	1/4"	-04	1/8"-18 NPT	-03	3,9	6,7	23,0	53,0	12	1,9	HCS-06-AGN-03-M-W5	
					.15	.26	.91	2.09	.47	4.19		
06	1/4"	-04	3/8"-18 NPT	-06	3,9	6,7	28,5	58,5	19	3,9	HCS-06-AGN-06-M-W5	
					.15	.26	1.12	2.30	.75	8.60		
08	5/16"	-05	3/8"-18 NPT	-06	5,4	8,0	29,0	59,0	19	4,1	HCS-08-AGN-06-M-W5	
					.21	.31	1.14	2.32	.75	9.04		
10	3/8"	-06	3/8"-18 NPT	-06	6,5	9,6	29,0	62,0	19	4,6	HCS-10-AGN-06-M-W5	
					.26	.38	1.14	2.44	.75	10.14		
10	3/8"	-06	1/4"-18 NPT	-04	6,5	9,6	29,0	62,5	14	3,5	HCS-10-AGN-04-M-W5	
					.26	.38	1.14	2.46	.55	7.72		
10	3/8"	-06	1/2"-14 NPT	-08	6,5	9,6	34,5	68,0	22	6,7	HCS-10-AGN-08-M-W5	
					.26	.38	1.36	2.68	.87	14.77		
12	1/2"	-08	1/2"-14 NPT	-08	9,5	12,8	35,5	70,5	22	7,6	HCS-12-AGN-08-M-W5	
					.37	.50	1.40	2.78	.87	16.76		
16	5/8"	-10	1/2"-14 NPT	-08	12,6	16,0	36,5	74,5	22	8,6	HCS-16-AGN-08-M-W5	
					.50	.63	1.44	2.93	.87	18.96		
16	5/8"	-10	3/4"-14 NPT	-12	12,6	16,0	37,5	75,5	27	11,4	HCS-16-AGN-12-M-W5	
					.50	.63	1.48	2.97	1.06	25.14		
19	3/4"	-12	3/4"-14 NPT	-12	14,8	19,1	38,0	83,5	27	13,3	HCS-19-AGN-12-M-W5	
					.58	.75	1.50	3.29	1.06	29.33		
19	3/4"	-12	1"-11,5 NPT	-16	14,8	19,1	43,0	88,5	36	19,7	HCS-19-AGN-16-M-W5	
					.58	.75	1.69	3.48	1.42	43.44		
25	1"	-16	1"-11,5 NPT	-16	20,0	25,9	44,0	99,0	36	25,6	HCS-25-AGN-16-M-W5	
					.79	1.02	1.73	3.90	1.42	56.45		
25	1"	-16	1 1/4"-11,5 NPT	-20	20,0	25,9	46,0	101,0	46	34,4	HCS-25-AGN-20-M-W5	
					.79	1.02	1.81	3.98	1.81	75.85		
31	1 1/4"	-20	1 1/4"-11,5 NPT	-20	26,0	32,5	47,0	107,0	46	40,4	HCS-31-AGN-20-M-W5	
					1.02	1.28	1.85	4.21	1.81	89.08		
38	1 1/2"	-24	1 1/2"-11,5 NPT	-24	31,0	38,9	51,0	118,5	50	55,5	HCS-38-AGN-24-M-W5	
					1.22	1.53	2.01	4.67	1.97	122.38		
51	2"	-32	2"-11,5 NPT	-32	40,0	51,6	57,0	132,0	65	125,0	HCS-51-AGN-32-M-W5	
					1.57	2.03	2.24	5.20	2.56	275.63		

Related Products and Accessories



Swage Ferrules

Pages 92-95



ECOVOS Version

Page 56

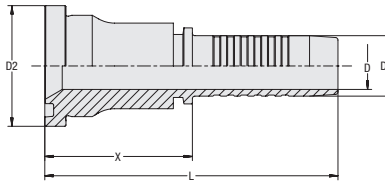


MULTIVOS Version

Page 152

**Straight Insert with SAE Flange Adaptor
Type SFL (3000 PSI Series)**

Connection Type SAE Flange Adaptor
Sealing Type O-Ring Face Seal
 (O-Ring not included in delivery.)
Standard SAE J 518, ISO 6162-1
Material Stainless Steel


C

Hose Size			Connection Size		Dimensions (mm/in)					Weight	Ordering Codes
DN	inch	Dash	inch	Dash	D	D1	D2	X	L	(*9/163) ca. per 100	
12	1/2"	-08	1/2"	-08	9,5 .37	12,8 .50	30,2 1.19	45,5 1.79	81,0 3.19	11,9 26.24	HCS-12-SFL-08-M-W5
12	1/2"	-08	3/4"	-12	9,5 .37	12,8 .50	38,1 1.50	46,5 1.83	81,5 3.21	18,4 40.57	HCS-12-SFL-12-M-W5
16	5/8"	-10	3/4"	-12	12,6 .50	16,0 .63	38,1 1.50	46,5 1.83	84,5 3.33	18,6 40.90	HCS-16-SFL-12-M-W5
19	3/4"	-12	3/4"	-12	14,8 .58	19,1 .75	38,1 1.50	47,0 1.85	92,5 3.64	21,8 48.07	HCS-19-SFL-12-M-W5
19	3/4"	-12	1"	-16	14,8 .58	19,1 .75	44,5 1.75	49,5 1.95	95,0 3.74	28,0 61.74	HCS-19-SFL-16-M-W5
25	1"	-16	1"	-16	20,0 .79	25,9 1.02	44,5 1.75	48,0 1.89	103,0 4.06	34,0 74.97	HCS-25-SFL-16-M-W5
25	1"	-16	1 1/4"	-20	20,0 .79	25,9 1.02	50,8 2.00	68,5 2.70	123,5 4.86	47,5 104.74	HCS-25-SFL-20-M-W5
31	1 1/4"	-20	1 1/4"	-20	26,0 1.02	32,5 1.28	50,8 2.00	69,5 2.74	129,5 5.10	53,5 117.97	HCS-31-SFL-20-M-W5
38	1 1/2"	-24	1 1/2"	-24	31,0 1.22	38,9 1.53	60,3 2.37	59,5 2.34	127,0 5.00	66,6 146.85	HCS-38-SFL-24-M-W5
38	1 1/2"	-24	2"	-32	31,0 1.22	38,9 1.53	71,4 2.81	72,0 2.83	139,5 5.49	111,2 245.20	HCS-38-SFL-32-M-W5
51	2"	-32	2"	-32	40,0 1.57	51,6 2.03	71,4 2.81	72,0 2.83	147,0 5.79	131,4 289.74	HCS-51-SFL-32-M-W5

Related Products and Accessories

Swage Ferrules

Pages 92-95


45° Version

Page 122


ECOVS Version

Page 58

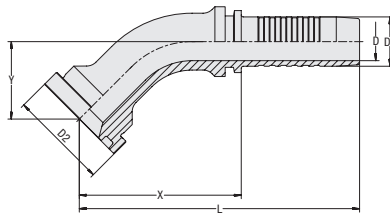

90° Version

Page 123


MULTIVOS Version

Page 153

**45° Elbow Insert with SAE Flange Adaptor
Type SFL 45° (3000 PSI Series)**



Connection Type SAE Flange Adaptor
Sealing Type O-Ring Face Seal
 (O-Ring not included in delivery.)
Standard SAE J 518, ISO 6162-1
Material Stainless Steel

C

Hose Size			Connection Size		Dimensions (mm/in)							Weight (kg/lbs) ca. per 100	Ordering Codes
DN	inch	Dash	inch	Dash	D	D1	D2	X	L	Y			
12	1/2"	-08	1/2"	-08	9,5 .37	12,8 .50	30,2 1.19	50,0 1.97	85,5 3.37	20,5 .81	10,9 24.03	HCS-12-SFL-08-045-M-W5	
12	1/2"	-08	3/4"	-12	9,5 .37	12,8 .50	38,1 1.50	55,0 2.17	90,5 3.56	26,0 1.02	16,0 35.17	HCS-12-SFL-12-045-M-W5	
16	5/8"	-12	3/4"	-12	12,6 .50	16,0 .63	38,1 1.50	60,5 2.38	99,0 3.90	28,5 1.12	19,0 41.90	HCS-16-SFL-12-045-M-W5	
19	3/4"	-12	3/4"	-12	14,8 .58	19,1 .75	38,1 1.50	62,5 2.46	108,5 4.27	30,0 1.18	22,9 50.49	HCS-19-SFL-12-045-M-W5	
19	3/4"	-12	1"	-16	14,8 .58	19,1 .75	44,5 1.75	66,5 2.62	112,5 4.43	29,0 1.14	29,6 65.27	HCS-19-SFL-16-045-M-W5	
25	1"	-16	1"	-16	20,0 .79	25,9 1.02	44,5 1.75	82,5 3.25	137,5 5.41	35,0 1.38	41,9 92.28	HCS-25-SFL-16-045-M-W5	
31	1 1/4"	-20	1 1/4"	-20	26,0 1.02	32,5 1.28	50,8 2.00	98,5 3.88	158,5 6.24	36,5 1.44	63,0 138.80	HCS-31-SFL-20-045-M-W5	
38	1 1/2"	-24	1 1/2"	-24	31,0 1.22	38,9 1.53	60,3 2.37	130,5 5.14	198,0 7.80	47,0 1.85	110,6 243.76	HCS-38-SFL-24-045-M-W5	
51	2"	-32	2"	-32	40,0 1.57	51,6 2.03	71,4 2.81	149,0 5.87	224,0 8.82	67,0 2.64	177,8 392.05	HCS-51-SFL-32-045-M-W5	

Dimension Y ± 2,5 mm / .10 in

Related Products and Accessories



Swage Ferrules

Pages 92-95



Straight Version

Page 121



90° Version

Page 123



ECOVOS Version

Page 59

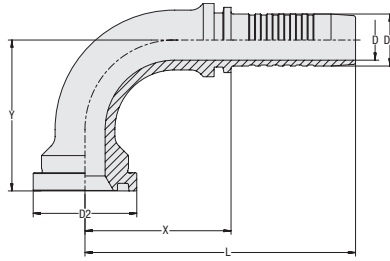


MULTIVOS Version

Page 154

**90° Elbow Insert with SAE Flange Adaptor
Type SFL 90° (3000 PSI Series)**

Connection Type SAE Flange Adaptor
Sealing Type O-Ring Face Seal
 (O-Ring not included in delivery.)
Standard SAE J 518, ISO 6162-1
Material Stainless Steel


C

Hose Size			Connection Size		Dimensions (mm/in)							Weight	Ordering Codes
DN	inch	Dash	inch	Dash	D	D1	D2	X	L	Y	(kg/lbs) ca. per 100		
12	1/2"	-08	1/2"	-08	9,5	12,8	30,2	41,0	76,5	44,5	12,3	HCS-12-SFL-08-090-M-W5	
					.37	.50	1.19	1.61	3.01	1.75	27.12		
16	5/8"	-10	3/4"	-12	12,6	16,0	38,1	49,0	87,5	55,5	21,2	HCS-16-SFL-12-090-M-W5	
					.50	.63	1.50	1.93	3.44	2.19	46.75		
16	5/8"	-10	1"	-16	12,6	16,0	44,5	48,5	87,0	59,0	27,2	HCS-16-SFL-16-090-M-W5	
					.50	.63	1.75	1.91	3.43	2.32	59.87		
19	3/4"	-12	3/4"	-12	14,8	19,1	38,1	53,5	99,5	55,5	26,5	HCS-19-SFL-12-090-M-W5	
					.58	.75	1.50	2.11	3.92	2.19	58.32		
19	3/4"	-12	1"	-16	14,8	19,1	44,5	66,0	112,0	61,5	35,6	HCS-19-SFL-16-090-M-W5	
					.58	.75	1.75	2.60	4.41	2.42	78.50		
25	1"	-16	1"	-16	20,0	25,9	44,5	70,0	125,0	72,0	48,6	HCS-25-SFL-16-090-M-W5	
					.79	1.02	1.75	2.76	4.92	2.83	107.16		
31	1 1/4"	-20	1 1/4"	-20	26,0	32,5	50,8	88,5	148,5	84,0	77,4	HCS-31-SFL-20-090-M-W5	
					1.02	1.28	2.00	3.48	5.85	3.31	170.67		
38	1 1/2"	-24	1 1/2"	-24	31,0	38,9	60,3	111,0	178,5	110,0	134,3	HCS-38-SFL-24-090-M-W5	
					1.22	1.53	2.37	4.37	7.03	4.33	296.13		
51	2"	-32	2"	-32	40,0	51,6	71,4	125,0	200,0	138,0	211,4	HCS-51-SFL-32-090-M-W5	
					1.57	2.03	2.81	4.92	7.87	5.43	466.14		

Dimension Y ± 2,5 mm / .10 in

Related Products and Accessories

Swage Ferrules

Pages 92-95


Straight Version

Page 121


45° Version

Page 122

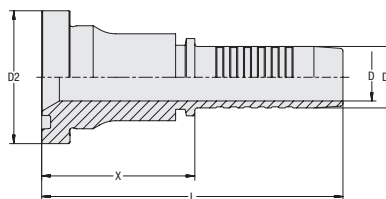

ECOIVOS Version

Page 60


MULTIVOS Version

Page 155

Straight Insert with SAE Flange Adaptor Type SFS (6000 PSI Series)



Connection Type SAE Flange Adaptor
Sealing Type O-Ring Face Seal
 (O-Ring not included in delivery.)
Standard SAE J 518, ISO 6162-2
Material Stainless Steel

C

Hose Size			Connection Size		Dimensions (mm/in)						Weight	Ordering Codes
DN	inch	Dash	Thread	Dash	D	D1	D2	X	L	(*9/163) ca. per 100		
12	1/2"	-08	1/2"	-08	9,5	12,8	31,8	45,5	81,0	11,5	HCS-12-SFS-08-M-W5	
					.37	.50	1.25	1.79	3.19	25.25		
12	1/2"	-08	3/4"	-12	9,5	12,8	41,3	49,0	84,5	19,2	HCS-12-SFS-12-M-W5	
					.37	.50	1.63	1.93	3.33	42.34		
16	5/8"	-10	1/2"	-08	12,6	16,0	31,8	51,5	90,0	13,7	HCS-16-SFS-08-M-W5	
					.50	.63	1.25	2.03	3.54	30.21		
16	5/8"	-10	3/4"	-12	12,6	16,0	41,3	45,5	84,0	21,4	HCS-16-SFS-12-M-W5	
					.50	.63	1.63	1.79	3.31	47.19		
19	3/4"	-12	3/4"	-12	14,8	19,1	41,3	48,0	93,5	24,3	HCS-19-SFS-12-M-W5	
					.58	.75	1.63	1.89	3.68	53.47		
19	3/4"	-12	1"	-16	14,8	19,1	47,6	51,0	96,5	31,4	HCS-19-SFS-16-M-W5	
					.58	.75	1.87	2.01	3.80	69.24		
25	1"	-16	1"	-16	20,0	25,9	47,6	48,0	103,0	36,2	HCS-25-SFS-16-M-W5	
					.79	1.02	1.87	1.89	4.06	79.82		
25	1"	-16	1 1/4"	-20	20,0	25,9	54,0	70,5	125,5	53,0	HCS-25-SFS-20-M-W5	
					.79	1.02	2.13	2.78	4.94	116.87		
31	1 1/4"	-20	1 1/4"	-20	26,0	32,5	54,0	73,2	133,2	59,0	HCS-31-SFS-20-M-W5	
					1.02	1.28	2.13	2.88	5.24	130.10		
38	1 1/2"	-24	1 1/2"	-24	31,0	38,9	63,5	72,5	140,0	88,0	HCS-38-SFS-24-M-W5	
					1.22	1.53	2.50	2.85	5.51	194.04		
51	2"	-32	2"	-32	40,0	51,6	79,4	75,0	150,0	162,4	HCS-51-SFS-32-M-W5	
					1.57	2.03	3.13	2.95	5.91	358.09		

Related Products and Accessories



Swage Ferrules

Pages 92-95



45° Version

Page 125



ECOVOS Version

Page 61



90° Version

Page 126

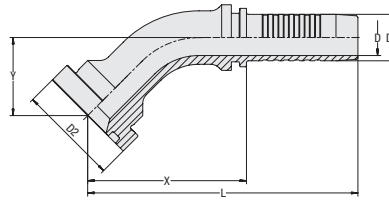


MULTIVOS Version

Page 156

**45° Elbow Insert with SAE Flange Adaptor
Type SFS 45° (6000 PSI Series)**

Connection Type SAE Flange Adaptor
Sealing Type O-Ring Face Seal
 (O-Ring not included in delivery.)
Standard SAE J 518, ISO 6162-2
Material Stainless Steel


C

Hose Size			Connection Size		Dimensions (mm/in)							Weight	Ordering Codes
DN	inch	Dash	inch	Dash	D	D1	D2	X	L	Y	(kg/lbs) ca. per 100		
12	1/2"	-08	1/2"	-08	9,5	12,8	31,8	49,5	85,0	23,0	11,7	HCS-12-SFS-08-045-M-W5	
					.37	.50	1.25	1.95	3.35	.91	25.69		
12	1/2"	-08	3/4"	-12	9,5	12,8	41,3	55,0	90,5	27,0	18,4	HCS-12-SFS-12-045-M-W5	
					.37	.50	1.63	2.17	3.56	1.06	40.46		
16	5/8"	-10	1/2"	-08	12,6	16,0	31,8	60,5	99,0	26,0	14,8	HCS-16-SFS-08-045-M-W5	
					.50	.63	1.25	2.38	3.90	1.02	32.52		
16	5/8"	-10	3/4"	-12	12,6	16,0	41,3	60,5	99,0	28,0	20,9	HCS-16-SFS-12-045-M-W5	
					.50	.63	1.63	2.38	3.90	1.10	45.97		
19	3/4"	-12	3/4"	-12	14,8	19,1	41,3	65,0	111,0	32,0	26,5	HCS-19-SFS-12-045-M-W5	
					.58	.75	1.63	2.56	4.37	1.26	58.32		
19	3/4"	-12	1"	-16	14,8	19,1	47,6	68,0	114,0	30,5	33,1	HCS-19-SFS-16-045-M-W5	
					.58	.75	1.87	2.68	4.49	1.20	72.88		
25	1"	-16	1"	-16	20,0	25,9	47,6	83,5	138,5	36,0	44,9	HCS-25-SFS-16-045-M-W5	
					.79	1.02	1.87	3.29	5.45	1.42	98.89		
25	1"	-16	1 1/4"	-20	20,0	25,9	54,0	97,0	152,0	41,0	59,8	HCS-25-SFS-20-045-M-W5	
					.79	1.02	2.13	3.82	5.98	1.61	131.75		
31	1 1/4"	-20	1 1/4"	-20	26,0	32,5	54,0	101,5	161,0	40,0	69,9	HCS-31-SFS-20-045-M-W5	
					1.02	1.28	2.13	4.00	6.34	1.57	154.13		
38	1 1/2"	-24	1 1/2"	-24	31,0	38,9	63,5	127,5	195,0	53,5	121,2	HCS-38-SFS-24-045-M-W5	
					1.22	1.53	2.50	5.02	7.68	2.11	267.14		
51	2"	-32	2"	-32	40,0	51,6	79,4	150,0	223,5	65,5	213,1	HCS-51-SFS-32-045-M-W5	
					1.57	2.03	3.13	5.91	8.80	2.58	469.78		

Dimension Y ± 2,5 mm / .10 in

Related Products and Accessories

Swage Ferrules

Pages 92-95


Straight Version

Page 61


ECOVOS Version

Page 62

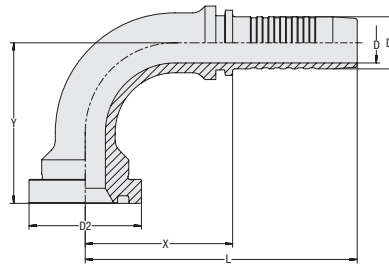

90° Version

Page 63


MULTIVOS Version

Page 157

**90° Elbow Insert with SAE Flange Adaptor
Type SFS 90° (6000 PSI Series)**



Connection Type SAE Flange Adaptor
Sealing Type O-Ring Face Seal
 (O-Ring not included in delivery.)
Standard SAE J 518, ISO 6162-2
Material Stainless Steel

C

Hose Size			Connection Size		Dimensions (mm/in)							Weight	Ordering Codes
DN	inch	Dash	inch	Dash	D	D1	D2	X	L	Y	(kg/lbs) ca. per 100		
12	1/2"	-08	1/2"	-08	9,5	12,8	31,8	39,0	74,5	46,5	13,2	HCS-12-SFS-08-090-M-W5	
					.37	.50	1.25	1.54	2.93	1.83	29.11		
12	1/2"	-08	3/4"	-12	9,5	12,8	41,3	43,2	78,5	50,0	21,2	HCS-12-SFS-12-090-M-W5	
					.37	.50	1.63	1.70	3.09	1.97	46.64		
16	5/8"	-10	1/2"	-08	12,6	16,0	31,8	52,0	90,5	52,5	17,2	HCS-16-SFS-08-090-M-W5	
					.50	.63	1.25	2.05	3.56	2.07	37.82		
16	5/8"	-10	3/4"	-12	12,6	16,0	41,3	47,5	86,0	57,0	23,8	HCS-16-SFS-12-090-M-W5	
					.50	.63	1.63	1.87	3.39	2.24	52.48		
19	3/4"	-12	3/4"	-12	14,8	19,1	41,3	54,0	100,0	59,0	30,1	HCS-19-SFS-12-090-M-W5	
					.58	.75	1.63	2.13	3.94	2.32	66.37		
19	3/4"	-12	1"	-16	14,8	19,1	47,6	61,5	107,5	68,0	39,1	HCS-19-SFS-16-090-M-W5	
					.58	.75	1.87	2.42	4.23	2.68	86.22		
25	1"	-16	1"	-16	20,0	25,9	47,6	70,5	125,5	73,0	48,7	HCS-25-SFS-16-090-M-W5	
					.79	1.02	1.87	2.78	4.94	2.87	107.27		
25	1"	-16	1 1/4"	-20	20,0	25,9	54,0	81,0	136,0	80,5	67,3	HCS-25-SFS-20-090-M-W5	
					.79	1.02	2.13	3.19	5.35	3.17	148.40		
31	1 1/4"	-20	1 1/4"	-20	26,0	32,5	54,0	92,0	152,0	84,0	83,1	HCS-31-SFS-20-090-M-W5	
					1.02	1.28	2.13	3.62	5.98	3.31	183.24		
38	1 1/2"	-24	1 1/2"	-24	31,0	38,9	63,5	108,5	176,0	109,5	143,5	HCS-38-SFS-24-090-M-W5	
					1.22	1.53	2.50	4.27	6.93	4.31	316.31		
51	2"	-32	2"	-32	40,0	51,6	79,4	126,0	201,0	137,5	246,5	HCS-51-SFS-32-090-M-W5	
					1.57	2.03	3.13	4.96	7.91	5.41	543.53		

Dimension Y ± 2,5 mm / .10 in

Related Products and Accessories



Swage Ferrules

Pages 92-95



Straight Version

Page 124



ECOVOS Version

Page 63



45° Version

Page 125

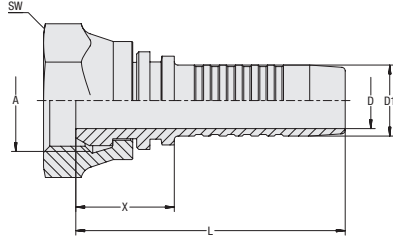


MULTIVOS Version

Page 158

Straight Insert with Female BSPP Thread and 60° Taper Type DKR

Connection Type SAE Flange Adaptor
Sealing Type O-Ring Face Seal
(O-Ring not included in delivery.)
Standard SAE J 518, ISO 6162-2
Material Stainless Steel


C

Hose Size			Connection Size		Dimensions (mm/in)				Weight	Ordering Codes	
DN	inch	Dash	Thread	Dash	D	D1	X	L	SW (Hex)	(kg/lbs) ca. per 100	
06	1/4"	-04	G1/4"	-04	3,9	6,7	22,5	52,5	19	4,1	HCS-06-DKR-04-C-M-W5
					.15	.26	.89	2,07	.75	9,04	
06	1/4"	-04	G1/8"	-03	3,9	6,7	18,0	48,0	17	3,3	HCS-06-DKR-03-C-M-W5
					.15	.26	.71	1,89	.67	7,28	
06	1/4"	-04	G3/8"	-06	3,9	6,7	26,0	56,0	22	5,5	HCS-06-DKR-06-C-M-W5
					.15	.26	1,02	2,20	.87	12,13	
08	5/16"	-05	G1/4"	-04	5,4	8,0	19,5	49,5	19	4,2	HCS-08-DKR-04-C-M-W5
					.21	.31	.77	1,95	.75	9,26	
08	5/16"	-05	G3/8"	-06	5,4	8,0	27,0	57,0	22,0	5,8	HCS-08-DKR-06-C-M-W5
					.21	.31	1,06	2,24	.87	12,79	
08	5/16"	-05	G1/2"	-08	5,4	8,0	24,5	54,5	27,0	9,1	HCS-08-DKR-08-C-M-W5
					.21	.31	.96	2,15	1,06	20,07	
10	3/8"	-06	G3/8"	-06	6,5	9,6	24,0	57,0	22,0	6,2	HCS-10-DKR-06-C-M-W5
					.26	.38	.94	2,24	.87	13,67	
10	3/8"	-06	G1/4"	-04	6,5	9,6	19,5	53,0	19,0	4,7	HCS-10-DKR-04-C-M-W5
					.26	.38	.77	2,09	.75	10,36	
10	3/8"	-06	G1/2"	-08	6,5	9,6	30,0	63,5	27,0	9,9	HCS-10-DKR-08-C-M-W5
					.26	.38	1,18	2,50	1,06	21,83	
12	1/2"	-08	G1/2"	-08	9,5	12,8	27,5	62,5	27,0	10,3	HCS-12-DKR-08-C-M-W5
					.37	.50	1,08	2,46	1,06	22,71	
12	1/2"	-08	G3/8"	-06	9,5	12,8	21,5	57,0	22,0	8,3	HCS-12-DKR-06-C-M-W5
					.37	.50	.85	2,24	.87	18,30	
12	1/2"	-08	G3/4"	-12	9,5	12,8	30,5	65,5	32,0	14,4	HCS-12-DKR-12-C-M-W5
					.37	.50	1,20	2,58	1,26	31,75	
16	5/8"	-10	G5/8"	-10	12,6	16,0	24,0	62,5	30,0	13,8	HCS-16-DKR-10-C-M-W5
					.50	.63	.94	2,46	1,18	30,43	
16	5/8"	-10	G1/2"	-08	12,6	16,0	22,5	60,5	27,0	11,0	HCS-16-DKR-08-C-M-W5
					.50	.63	.89	2,38	1,06	24,26	
16	5/8"	-10	G3/4"	-12	12,6	16,0	24,0	62,5	32,0	14,4	HCS-16-DKR-12-C-M-W5
					.50	.63	.94	2,46	1,26	31,64	
19	3/4"	-12	G3/4"	-12	14,8	19,1	28,0	74,0	32,0	22,5	HCS-19-DKR-12-C-M-W5
					.58	.75	1,10	2,91	1,26	49,61	
19	3/4"	-12	G1"	-16	14,8	19,1	29,0	75,0	41,0	28,2	HCS-19-DKR-16-C-M-W5
					.58	.75	1,14	2,95	1,61	62,18	
25	1"	-16	G1"	-16	20,0	25,9	31,5	86,5	41,0	33,40	HCS-25-DKR-16-C-M-W5
					.79	1,02	1,24	3,41	1,61	73,65	
25	1"	-16	G1 1/4"	-20	20,0	25,9	31,5	86,5	50,0	43,30	HCS-25-DKR-20-W-M-W5
					.79	1,02	1,24	3,41	1,97	95,48	
31	1 1/4"	-20	G1 1/4"	-20	26,0	32,5	36,5	96,5	50,0	52,00	HCS-31-DKR-20-W-M-W5
					1,02	1,28	1,44	3,80	1,97	114,66	
31	1 1/4"	-20	G1 1/2"	-24	26,0	32,5	39,0	99,0	55,0	66,90	HCS-31-DKR-24-W-M-W5
					1,02	1,28	1,54	3,90	2,17	147,51	
38	1 1/2"	-24	G1 1/2"	-24	31,0	38,9	35,5	103,0	55,0	68,50	HCS-38-DKR-24-W-M-W5
					1,22	1,53	1,40	4,06	2,17	151,04	
38	1 1/2"	-24	G2"	-32	31,0	38,9	35,5	106,0	70,0	118,55	HCS-38-DKR-32-W-M-W5
					1,22	1,53	1,40	4,17	2,76	261,40	
51	2"	-32	G2"	-32	40,0	51,6	37,5	112,5	70,0	135,70	HCS-51-DKR-32-W-M-W5
					1,57	2,03	1,48	4,43	2,76	299,22	

Related Products and Accessories

Swage Ferrules

Pages 92-95


45° Version

Page 128


ECOVS Version

Page 64

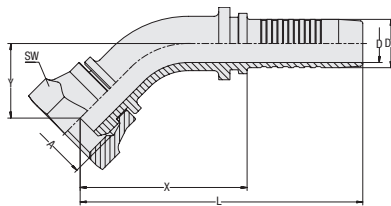

90° Version

Page 129


MULTIVOS Version

Page 162

45° Elbow Insert with Female BSPP Thread and 60° Taper Type DKR 45°



Connection Type Female BSPP Nut Thread
Sealing Type 60° Taper
Standard ISO 8434-6, BS 5200
Material Stainless Steel

C

Hose Size			Connection Size		Dimensions (mm/in)							Weight	Ordering Codes
DN	inch	Dash	Thread	Dash	D	D1	X	L	Y	SW (Hex)	per 100		
06	1/4"	-04	G1/4"	-04	3,9	6,7	33,0	63,0	16,0	19	4,5	HCS-06-DKR-04-045-S-M-W5	
					.15	.26	1.30	2.48	.63	.75	9.81		
06	1/4"	-04	G3/8"	-06	3,9	6,7	36,0	66,0	16,5	22	6,6	HCS-06-DKR-06-045-S-M-W5	
					.15	.26	1.42	2.60	.65	.87	14.44		
08	5/16"	-05	G3/8"	-06	5,4	8,0	38,0	68,0	16,0	22	6,5	HCS-08-DKR-06-045-S-M-W5	
					.21	.31	1.50	2.68	.63	.87	14.22		
10	3/8"	-06	G3/8"	-06	6,5	9,6	40,0	73,5	16,0	22	7,6	HCS-10-DKR-06-045-S-M-W5	
					.26	.38	1.57	2.89	.63	.87	16.65		
10	3/8"	-06	G1/2"	-08	6,5	9,6	40,5	74,0	19,5	27	10,7	HCS-10-DKR-08-045-S-M-W5	
					.26	.38	1.59	2.91	.77	1.06	23.48		
12	1/2"	-08	G3/8"	-06	9,5	12,8	52,0	87,0	22,0	22	11,8	HCS-12-DKR-06-045-S-M-W5	
					.37	.50	2.05	3.43	.87	.87	25.91		
12	1/2"	-08	G1/2"	-08	9,5	12,8	48,0	81,5	20,0	27	12,4	HCS-12-DKR-08-045-S-M-W5	
					.37	.50	1.89	3.21	.79	1.06	27.23		
12	1/2"	-08	G5/8"	-10	9,5	12,8	45,5	81,0	19,5	30	14,6	HCS-12-DKR-10-045-S-M-W5	
					.37	.50	1.79	3.19	.77	1.18	32.08		
16	5/8"	-10	G5/8"	-10	12,6	16,0	57,0	95,0	27,0	30	19,4	HCS-16-DKR-10-045-W-M-W5	
					.50	.63	2.24	3.74	1.06	1.18	42.67		
16	5/8"	-10	G3/4"	-12	12,6	16,0	56,5	95,0	23,0	32	18,5	HCS-16-DKR-12-045-S-M-W5	
					.50	.63	2.22	3.74	.91	1.26	40.68		
19	3/4"	-12	G3/4"	-12	14,8	19,1	62,5	108,5	30,0	36	31,2	HCS-19-DKR-12-045-W-M-W5	
					.58	.75	2.46	4.27	1.18	1.42	68.69		
19	3/4"	-12	G1"	-16	14,8	19,1	62,5	108,5	30,0	41	36,3	HCS-19-DKR-16-045-S-M-W5	
					.58	.75	2.46	4.27	1.18	1.61	79.93		
25	1"	-16	G1"	-16	20,0	25,9	88,0	143,0	37,0	41	51,5	HCS-25-DKR-16-045-W-M-W5	
					.79	1.02	3.46	5.63	1.46	1.61	113.56		
31	1 1/4"	-20	G1 1/4"	-20	26,0	32,5	103,0	163,0	42,0	50	84,4	HCS-31-DKR-20-045-W-M-W5	
					1.02	1.28	4.06	6.42	1.65	1.97	186.10		
38	1 1/2"	-24	G1 1/2"	-24	31,0	38,9	131,0	198,0	51,5	55	128,6	HCS-38-DKR-24-045-W-M-W5	
					1.22	1.53	5.16	7.80	2.03	2.17	283.45		
51	2"	-32	G2"	-32	40,0	51,6	139,5	214,5	65,0	75	238,1	HCS-51-DKR-32-045-W-M-W5	
					1.57	2.03	5.49	8.44	2.56	2.95	525.01		

Dimension Y ± 2,5 mm / .10 in

Related Products and Accessories



Swage Ferrules

Pages 92-95



Straight Version

Page 127



ECOVOS Version

Page 65



90° Version

Page 129

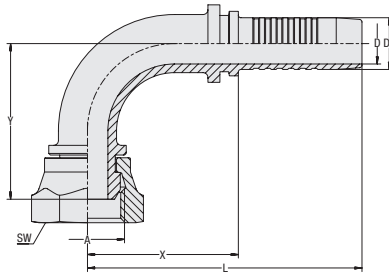


MULTIVOS Version

Page 163

90° Elbow Insert with Female BSPP Thread and 60° Taper Type DKR 90°

Connection Type Female BSPP Nut Thread
Sealing Type 60° Taper
Standard ISO 8434-6, BS 5200
Material Stainless Steel


C

Hose Size			Connection Size		Dimensions (mm/in)							Weight	Ordering Codes
DN	inch	Dash	Thread	Dash	D	D1	X	L	Y	SW (Hex)	(kg/lbs) ca. per 100		
06	1/4"	-04	G1/4"	-04	3,9	6,7	27,0	57,0	28,5	19	4,8	HCS-06-DKR-04-090-S-M-W5	
					.15	.26	1.06	2.24	1.12	.75	10.47		
06	1/4"	-04	G3/8"	-06	3,9	6,7	28,0	58,0	31,0	22	7,1	HCS-06-DKR-06-090-S-M-W5	
					.15	.26	1.10	2.28	1.22	.87	15.55		
08	5/16"	-05	G3/8"	-06	5,4	8,0	28,0	58,0	31,5	22	6,9	HCS-08-DKR-06-090-S-M-W5	
					.21	.31	1.10	2.28	1.24	.87	15.21		
10	3/8"	-06	G3/8"	-06	6,5	9,6	34,0	67,5	37,0	22	8,7	HCS-10-DKR-06-090-S-M-W5	
					.26	.38	1.34	2.66	1.46	.87	19.07		
10	3/8"	-06	G1/2"	-08	6,5	9,6	35,5	69,0	38,0	27	11,7	HCS-10-DKR-08-090-S-M-W5	
					.26	.38	1.40	2.72	1.50	1.06	25.80		
12	1/2"	-08	G3/8"	-06	9,5	12,8	42,0	77,5	44,0	24	13,7	HCS-12-DKR-06-090-W-M-W5	
					.37	.50	1.65	3.05	1.73	.94	30.10		
12	1/2"	-08	G1/2"	-08	9,5	12,8	41,0	76,5	40,5	27	14,0	HCS-12-DKR-08-090-S-M-W5	
					.37	.50	1.61	3.01	1.59	1.06	30.76		
12	1/2"	-08	G5/8"	-10	9,5	12,8	41,0	76,5	40,0	30	16,3	HCS-12-DKR-10-090-S-M-W5	
					.37	.50	1.61	3.01	1.57	1.18	35.83		
16	5/8"	-10	G5/8"	-10	12,6	16,0	46,5	85,0	53,0	30	21,6	HCS-16-DKR-10-090-W-M-W5	
					.50	.63	1.83	3.35	2.09	1.18	47.63		
16	5/8"	-10	G3/4"	-12	12,6	16,0	46,5	85,0	50,0	32	20,5	HCS-16-DKR-12-090-S-M-W5	
					.50	.63	1.83	3.35	1.97	1.26	45.20		
19	3/4"	-12	G3/4"	-12	14,8	19,1	54,0	100,0	59,5	36	35,8	HCS-19-DKR-12-090-W-M-W5	
					.58	.75	2.13	3.94	2.34	1.42	78.83		
19	3/4"	-12	G1"	-16	14,8	19,1	54,0	100,0	57,0	41	40,1	HCS-19-DKR-16-090-S-M-W5	
					.58	.75	2.13	3.94	2.24	1.61	88.31		
25	1"	-16	G1"	-16	20,0	25,9	75,5	130,5	71,5	41	59,0	HCS-25-DKR-16-090-W-M-W5	
					.79	1.02	2.97	5.14	2.81	1.61	129.98		
31	1 1/4"	-20	G1 1/4"	-20	26,0	32,5	92,0	152,0	87,0	50	98,7	HCS-31-DKR-20-090-W-M-W5	
					1.02	1.28	3.62	5.98	3.43	1.97	217.52		
38	1 1/2"	-24	G1 1/2"	-24	31,0	38,9	117,5	185,0	105,0	55	151,8	HCS-38-DKR-24-090-W-M-W5	
					1.22	1.53	4.63	7.28	4.13	2.17	334.61		
51	2"	-32	G2"	-32	40,0	51,6	121,5	196,5	131,5	70	249,4	HCS-51-DKR-32-090-W-M-W5	
					1.57	2.03	4.78	7.74	5.18	2.76	549.93		

Dimension Y ± 2,5 mm / .10 in

Related Products and Accessories

Swage Ferrules

Pages 92-95


Straight Version

Page 127


45° Version

Page 128

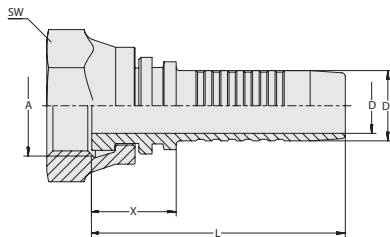

ECOVS Version

Page 66


MULTIVOS Version

Page 164

Straight Insert with Female BSPP Thread Type DKRF



Connection Type Female BSPP Nut Thread
Sealing Type Flat-Sealing
Material Stainless Steel

C

Hose Size			Connection Size		Dimensions (mm/in)						Weight (kg/lbs) ca. per 100	Ordering Codes
DN	inch	Dash	Thread	Dash	D	D1	X	L	SW (Hex)			
06	1/4"	-04	G1/4"	-04	3,9	6,7	17,5	47,5	19	3,9	HCS-06-DKRF-04-S-M-W5	
					.15	.26	.69	1.87	.75	8.49		
08	5/16"	-05	G1/4"	-04	5,4	8,0	16,0	46,0	19	4,1	HCS-08-DKRF-04-W-M-W5	
					.21	.31	.63	1.81	.75	9.04		
10	3/8"	-06	G1/2"	-08	6,5	9,6	25,5	59,0	27	9,3	HCS-10-DKRF-08-S-M-W5	
					.26	.38	1.00	2.32	1.06	20.40		
12	1/2"	-08	G1/2"	-08	9,5	12,8	20,5	56,0	27	9,6	HCS-12-DKRF-08-S-M-W5	
					.37	.50	.81	2.20	1.06	21.06		
12	1/2"	-08	G3/4"	-12	9,5	12,8	25,5	61,0	32	13,3	HCS-12-DKRF-12-S-M-W5	
					.37	.50	1.00	2.40	1.26	29.22		
16	5/8"	-10	G3/4"	-12	12,6	16,0	19,5	57,5	32	13,5	HCS-16-DKRF-12-S-M-W5	
					.50	.63	.77	2.26	1.26	29.66		
19	3/4"	-12	G3/4"	-12	14,8	19,1	23,5	69,0	32	21,7	HCS-19-DKRF-12-W-M-W5	
					.58	.75	.93	2.72	1.26	47.85		
25	1"	-16	G1"	-16	20,0	25,9	26,5	81,5	41	32,2	HCS-25-DKRF-16-W-M-W5	
					.79	1.02	1.04	3.21	1.61	71.00		
31	1 1/4"	-20	G1 1/4"	-20	26,0	32,5	28,0	87,5	50	49,6	HCS-31-DKRF-20-W-M-W5	
					1.02	1.28	1.10	3.44	1.97	109.37		
38	1 1/2"	-24	G1 1/2"	-24	31,0	38,9	28,5	96,0	55	65,4	HCS-38-DKRF-24-W-M-W5	
					1.22	1.53	1.12	3.78	2.17	144.21		
51	2"	-32	G2"	-32	40,0	51,6	31,5	106,5	70	130,9	HCS-51-DKRF-32-W-M-W5	
					1.57	2.03	1.24	4.19	2.76	288.63		

Related Products and Accessories



Swage Ferrules

Pages 92-95



90° Version

Page 131

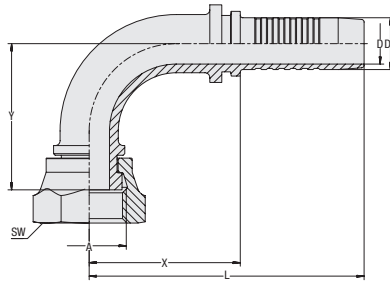


ECOVOS Version

Page 67

**90° Elbow Insert with Female BSPP Thread
Type DKRF 90°**

Connection Type Female BSPP Nut Thread
Sealing Type Flat-Sealing
Material Stainless Steel


C

Hose Size			Connection Size		Dimensions (mm/in)							Weight (%/lbs) ca.	Ordering Codes
DN	inch	Dash	Thread	Dash	D	D1	X	L	Y	SW (Hex)	per 100		
06	1/4"	-04	G1/4"	-04	3,9	6,7	27,0	57,0	25,0	19	4,6	HCS-06-DKRF-04-090-S-M-W5	
					.15	.26	1.06	2.24	.98	.75	10.14		
08	5/16"	-05	G3/8"	-06	5,4	8,0	28,0	58,0	27,5	22	6,6	HCS-08-DKRF-06-090-S-M-W5	
					.21	.31	1.10	2.28	1.08	.87	14.44		
10	3/8"	-06	G3/8"	-06	6,5	9,6	34,0	67,5	33,0	22	8,4	HCS-10-DKRF-06-090-S-M-W5	
					.26	.38	1.34	2.66	1.30	.87	18.41		
10	3/8"	-06	G1/2"	-08	6,5	9,6	35,5	69,0	33,5	27	11,2	HCS-10-DKRF-08-090-S-M-W5	
					.26	.38	1.40	2.72	1.32	1.06	24.59		
12	1/2"	-08	G1/2"	-08	9,5	12,8	41,0	76,5	36,0	27	13,5	HCS-12-DKRF-08-090-S-M-W5	
					.37	.50	1.61	3.01	1.42	1.06	29.66		
12	1/2"	-08	G3/4"	-12	9,5	12,8	38,0	73,5	41,0	32	17,1	HCS-12-DKRF-12-090-S-M-W5	
					.37	.50	1.50	2.89	1.61	1.26	37.60		
16	5/8"	-10	G3/4"	-12	12,6	16,0	46,5	85,0	45,5	32	19,5	HCS-16-DKRF-12-090-S-M-W5	
					.50	.63	1.83	3.35	1.79	1.26	42.89		
19	3/4"	-12	G3/4"	-12	14,8	19,1	54,0	100,0	54,5	36	35,1	HCS-19-DKRF-12-090-W-M-W5	
					.58	.75	2.13	3.94	2.15	1.42	77.29		
25	1"	-16	G1"	-16	20,0	25,9	75,5	130,5	66,5	41	57,8	HCS-25-DKRF-16-090-W-M-W5	
					.79	1.02	2.97	5.14	2.62	1.61	127.45		
31	1 1/4"	-20	G1 1/4"	-20	26,0	32,5	92,0	152,0	80,0	50	96,3	HCS-31-DKRF-20-090-W-M-W5	
					1.02	1.28	3.62	5.98	3.15	1.97	212.23		

Dimension Y ± 2,5 mm / .10 in

Related Products and Accessories

Swage Ferrules

Pages 92-95

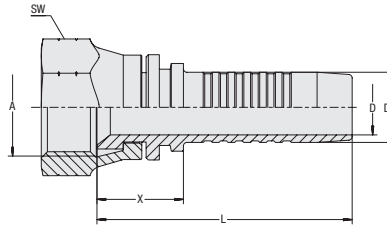

Straight Version

Page 130


ECOVOS Version

Page 68

Straight Insert with Female UN/UNF Thread and 74° Conical Bore Type DKJ



Connection Type Female UN/UNF Nut Thread
Sealing Type 74° Conical Bore
Standard ISO 8434-2
Material Stainless Steel

C

Hose Size			Connection Size		Dimensions (mm/in)						Weight	Ordering Codes
DN	inch	Dash	Thread	Dash	D	D1	X	L	SW (Hex)	(kg/lbs) ca. per 100		
06	1/4"	-04	7/16"-20 UNF	-04	3,9	6,7	17,5	47,5	17	3,7	HCS-06-DKJ-04-W-M-W5	
					.15	.26	.69	1.87	.67	8.16		
06	1/4"	-04	1/2"-20 UNF	-05	3,9	6,7	19,0	49,0	17	3,2	HCS-06-DKJ-05-S-M-W5	
					.15	.26	.75	1.93	.67	7.06		
06	1/4"	-04	9/16"-18 UNF	-06	3,9	6,7	19,0	49,0	19	4,0	HCS-06-DKJ-06-S-M-W5	
					.15	.26	.75	1.93	.75	8.82		
06	1/4"	-04	3/4"-16 UNF	-08	3,9	6,7	22,0	52,0	24	6,0	HCS-06-DKJ-08-S-M-W5	
					.15	.26	.87	2.05	.94	13.23		
08	5/16"	-05	1/2"-20 UNF	-05	5,4	8,0	17,0	47,0	19	4,4	HCS-08-DKJ-05-W-M-W5	
					.21	.31	.67	1.85	.75	9.70		
08	5/16"	-05	9/16"-18 UNF	-06	5,4	8,0	19,0	49,0	22	4,1	HCS-08-DKJ-06-S-M-W5	
					.21	.31	.75	1.93	.87	9.04		
10	3/8"	-06	9/16"-18 UNF	-06	6,5	9,6	18,5	52,0	22	6,5	HCS-10-DKJ-06-W-M-W5	
					.26	.38	.73	2.05	.87	14.33		
10	3/8"	-06	3/4"-16 UNF	-08	6,5	9,6	22,0	55,5	24	6,7	HCS-10-DKJ-08-S-M-W5	
					.26	.38	.87	2.19	.94	14.66		
10	3/8"	-06	7/8"-14 UNF	-10	6,5	9,6	23,5	57,0	27	8,6	HCS-10-DKJ-10-S-M-W5	
					.26	.38	.93	2.24	1.06	18.96		
12	1/2"	-08	3/4"-16 UNF	-08	9,5	12,8	21,5	56,5	24	10,8	HCS-12-DKJ-08-W-M-W5	
					.37	.50	.85	2.22	.94	23.81		
12	1/2"	-08	7/8"-14 UNF	-10	9,5	12,8	24,0	59,5	27	9,5	HCS-12-DKJ-10-S-M-W5	
					.37	.50	.94	2.34	1.06	20.84		
12	1/2"	-08	1 1/16"-12 UN	-12	9,5	12,8	24,5	60,0	32	12,9	HCS-12-DKJ-12-S-M-W5	
					.37	.50	.96	2.36	1.26	28.44		
16	5/8"	-10	7/8"-14 UNF	-10	12,6	16,0	21,5	59,5	27	13,6	HCS-16-DKJ-10-W-M-W5	
					.50	.63	.85	2.34	1.06	29.99		
16	5/8"	-10	3/4"-16 UNF	-08	12,6	16,0	21,5	59,5	27	11,8	HCS-16-DKJ-08-W-M-W5	
					.50	.63	.85	2.34	1.06	26.02		
16	5/8"	-10	1 1/16"-12 UN	-12	12,6	16,0	24,5	63,0	32	13,7	HCS-16-DKJ-12-S-M-W5	
					.50	.63	.96	2.48	1.26	30.21		
19	3/4"	-12	1 1/16"-12 UN	-12	14,8	19,1	23,0	68,5	36	21,3	HCS-19-DKJ-12-W-M-W5	
					.58	.75	.91	2.70	1.42	46.97		
19	3/4"	-12	7/8"-14 UNF	-10	14,8	19,1	22,0	67,5	27	15,9	HCS-19-DKJ-10-W-M-W5	
					.58	.75	.87	2.66	1.06	35.06		
19	3/4"	-12	1 5/16"-12 UN	-16	14,8	19,1	27,0	72,5	41	24,6	HCS-19-DKJ-16-S-M-W5	
					.58	.75	1.06	2.85	1.61	54.24		
25	1"	-16	1 5/16"-12 UN	-16	20,0	25,9	27,0	82,0	41	32,1	HCS-25-DKJ-16-W-M-W5	
					.79	1.02	1.06	3.23	1.61	70.78		
31	1 1/4"	-20	1 5/8"-12 UN	-20	26,0	32,5	32,0	92,0	50	53,1	HCS-31-DKJ-20-W-M-W5	
					1.02	1.28	1.26	3.62	1.97	117.09		
38	1 1/2"	-24	1 7/8"-12 UN	-24	31,0	38,9	33,5	101,0	60	70,8	HCS-38-DKJ-24-W-M-W5	
					1.22	1.53	1.32	3.98	2.36	156.11		
51	2"	-32	2 1/2"-12 UN	-32	40,0	51,6	40,0	115,0	75	163,5	HCS-51-DKJ-32-W-M-W5	
					1.57	2.03	1.57	4.53	2.95	360.52		

Related Products and Accessories



Swage Ferrules

Pages 92-95



45° Version

Page 133



90° Version

Page 134



ECOVOS Version

Page 69



MULTIVOS Version

Page 165



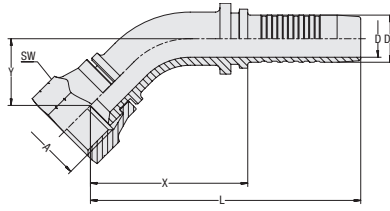
POWERVOS Version

Page 181

**45° Elbow Insert with Female UN/UNF Thread and 74° Conical Bore
Type DKJ 45°**

Connection Type Female UN/UNF Nut Thread
Sealing Type 74° Conical Bore
Standard ISO 8434-2

Material Stainless Steel


C

Hose Size			Connection Size		Dimensions (mm/in)							Weight	Ordering Codes
DN	inch	Dash	Thread	Dash	D	D1	D2	X	L	Y	(kg/lbs) ca. per 100		
06	1/4"	-04	7/16"-20 UNF	-04	3,9	6,7	35,5	65,5	18,0	17	4,45	HCS-06-DKJ-04-045-W-M-W5	
					.15	.26	1.40	2.58	.71	.67	.18		
06	1/4"	-04	1/2"-20 UNF	-05	3,9	6,7	33,5	63,5	13,5	17	3,8	HCS-06-DKJ-05-045-S-M-W5	
					.15	.26	1.32	2.50	.53	.67	.15		
06	1/4"	-04	9/16"-18 UNF	-06	3,9	6,7	33,5	63,5	13,5	19	4,4	HCS-06-DKJ-06-045-S-M-W5	
					.15	.26	1.32	2.50	.53	.75	.17		
08	5/16"	-05	1/2"-20 UNF	-05	5,4	8,0	40,0	70,0	18,0	19	5,9	HCS-08-DKJ-05-045-W-M-W5	
					.21	.31	1.57	2.76	.71	.75	.23		
08	5/16"	-05	9/16"-18 UNF	-06	5,4	8,0	31,0	65,0	17,0	19	5,5	HCS-08-DKJ-06-045-S-M-W5	
					.21	.31	1.22	2.56	.67	.75	.22		
10	3/8"	-06	9/16"-18 UNF	-06	6,5	9,6	40,0	73,5	20,5	22	8,65	HCS-10-DKJ-06-045-W-M-W5	
					.26	.38	1.57	2.89	.81	.87	.34		
10	3/8"	-06	3/4"-16 UNF	-08	6,5	9,6	42,0	75,0	15,5	24	8,2	HCS-10-DKJ-08-045-S-M-W5	
					.26	.38	1.65	2.95	.61	.94	.32		
12	1/2"	-08	3/4"-16 UNF	-08	9,5	12,8	46,5	82,0	23,0	27	9,95	HCS-12-DKJ-08-045-W-M-W5	
					.37	.50	1.83	3.23	.91	1.06	.39		
12	1/2"	-08	7/8"-14 UNF	-10	9,5	12,8	43,5	79,0	17,5	27	13,95	HCS-12-DKJ-10-045-S-M-W5	
					.37	.50	1.71	3.11	.69	1.06	.55		
16	5/8"	-10	7/8"-14 UNF	-10	12,6	16,0	54,0	92,0	26,5	30	19,0	HCS-16-DKJ-10-045-W-M-W5	
					.50	.63	2.13	3.62	1.04	1.18	.75		
19	3/4"	-12	1 1/16"-12 UN	-12	14,8	19,1	59,0	105,0	26,0	36	29,9	HCS-19-DKJ-12-045-W-M-W5	
					.58	.75	2.32	4.13	1.02	1.42	1.18		
25	1"	-16	1 5/16"-12 UN	-16	20,0	25,9	83,0	138,0	32,0	41	49,8	HCS-25-DKJ-16-045-W-M-W5	
					.79	1.02	3.27	5.43	1.26	1.61	1.96		
31	1 1/4"	-20	1 5/8"-12 UN	-20	26,0	32,5	107,0	166,5	43,5	50	91,95	HCS-31-DKJ-20-045-W-M-W5	
					1.02	1.28	4.21	6.56	1.71	1.97	3.62		
38	1 1/2"	-24	1 7/8"-12 UN	-24	31,0	38,9	133,0	200,5	57,0	55	131,85	HCS-38-DKJ-24-045-W-M-W5	
					1.22	1.53	5.24	7.89	2.24	2.17	5.19		
51	2"	-32	2 1/2"-12 UN	-32	40,0	51,6	142,5	217,5	59,0	75	241,7	HCS-51-DKJ-32-045-W-M-W5	
					1.57	2.03	5.61	8.56	2.32	2.95	9.52		

Dimension Y ± 2,5 mm / .10 in

Related Products and Accessories

Swage Ferrules

Pages 92-95


Straight Version

Page 132


ECOVS Version

Page 70

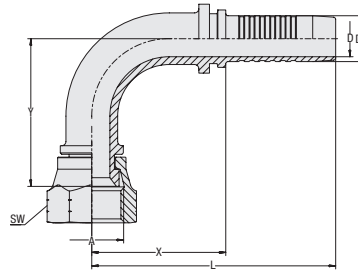

90° Version

Page 134


MULTIVOS Version

Page 166

90° Elbow Insert with Female UN/UNF Thread and 74° Conical Bore
Type DKJ 90°



Connection Type Female UN/UNF Nut Thread
Sealing Type 74° Conical Bore
Standard ISO 8434-2
Material Stainless Steel

C

Hose Size			Connection Size		Dimensions (mm/in)							Weight	Ordering Codes
DN	inch	Dash	Thread	Dash	D	D1	D2	X	L	Y	(kg/lbs) ca. per 100		
06	1/4"	-04	7/16"-20	-04	3,9	6,7	25,5	55,5	33,5	17	4,8	HCS-06-DKJ-04-090-W-M-W5	
					.15	.26	1.00	2.19	1.32	.67	10.47		
06	1/4"	-04	1/2"-20	-05	3,9	6,7	28,0	58,0	27,5	17	4,1	HCS-06-DKJ-05-090-S-M-W5	
					.15	.26	1.10	2.28	1.08	.67	8.93		
06	1/4"	-04	9/16"-18	-06	3,9	6,7	28,0	58,0	27,5	19	4,7	HCS-06-DKJ-06-090-S-M-W5	
					.15	.26	1.10	2.28	1.08	.75	10.25		
08	5/16"	-05	1/2"-20	-05	5,4	8,0	28,5	58,5	32,0	19	6,2	HCS-08-DKJ-05-090-W-M-W5	
					.21	.31	1.12	2.30	1.26	.75	13.67		
08	5/16"	-05	9/16"-18	-06	5,4	8,0	30,0	60,0	27,0	22	5,5	HCS-08-DKJ-06-090-S-M-W5	
					.21	.31	1.18	2.36	1.06	.87	12.02		
10	3/8"	-06	9/16"-18	-06	6,5	9,6	35,0	68,5	38,0	22	9,8	HCS-10-DKJ-06-090-W-M-W5	
					.26	.38	1.38	2.70	1.50	.87	21.50		
10	3/8"	-06	3/4"-16	-08	6,5	9,6	38,0	71,5	34,5	24	9,3	HCS-10-DKJ-08-090-S-M-W5	
					.26	.38	1.50	2.81	1.36	.94	20.40		
12	1/2"	-08	3/4"-16	-08	9,5	12,8	39,5	75,0	44,0	27	15,5	HCS-12-DKJ-08-090-S-M-W5	
					.37	.50	1.56	2.95	1.73	1.06	34.18		
12	1/2"	-08	7/8"-14	-10	9,5	12,8	40,5	76,0	41,0	27	13,3	HCS-12-DKJ-10-090-S-M-W5	
					.37	.50	1.59	2.99	1.61	1.06	29.22		
16	5/8"	-10	7/8"-14	-10	12,6	16,0	45,5	84,0	52,5	30	21,5	HCS-16-DKJ-10-090-W-M-W5	
					.50	.63	1.79	3.31	2.07	1.18	47.30		
19	3/4"	-12	1 1/16"-12	-12	14,8	19,1	54,0	100,0	53,5	36	34,5	HCS-19-DKJ-12-090-W-M-W5	
					.58	.75	2.13	3.94	2.11	1.42	75.96		
19	3/4"	-12	1 5/16"-12	-16	14,8	19,1	54,0	100,0	55,0	41	37,2	HCS-19-DKJ-16-090-S-M-W5	
					.58	.75	2.13	3.94	2.17	1.61	81.92		
25	1"	-16	1 5/16"-12	-16	20,0	25,9	75,0	130,0	68,5	41	57,3	HCS-25-DKJ-16-090-W-M-W5	
					.79	1.02	2.95	5.12	2.70	1.61	126.35		
31	1 1/4"	-20	1 5/8"-12	-20	26,0	32,5	91,5	151,5	93,5	50	107,3	HCS-31-DKJ-20-090-W-M-W5	
					1.02	1.28	3.60	5.96	3.68	1.97	236.60		
38	1 1/2"	-24	1 7/8"-12	-24	31,0	38,9	116,5	184,0	107,5	55	156,2	HCS-38-DKJ-24-090-W-M-W5	
					1.22	1.53	4.59	7.24	4.23	2.17	344.42		
51	2"	-32	2 1/2"-12	-32	40,0	51,6	121,5	196,5	134,0	75	275,5	HCS-51-DKJ-32-090-W-M-W5	
					1.57	2.03	4.78	7.74	5.28	2.95	607.48		

Dimension Y ± 2,5 mm / .10 in

Related Products and Accessories



Swage Ferrules

Pages 92-95



Straight Version

Page 132



ECOVOS Version

Page 71



45° Version

Page 133

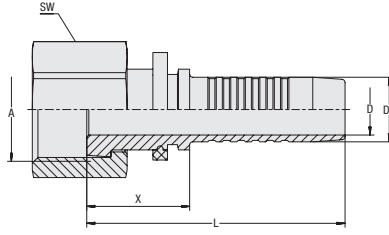


MULTIVOS Version

Page 167

**Straight Insert with Female UN/UNF Thread for O-Ring Face Seal Connection
Type ORS**

Connection Type Female UN/UNF Nut Thread
Sealing Type O-Ring Face Seal
Standard ISO 8434-3
Material Stainless Steel


C

Hose Size			Connection Size		Dimensions (mm/in)						Weight	Ordering Codes
DN	inch	Dash	Thread	Dash	D	D1	X	L	SW (Hex)	(*2/1bs) ca. per 100		
10	3/8"	-06	11/16"-16 UN	-06	6,5	9,6	21,5	55,0	22	6,1	HCS-10-ORS-06-S-M-W5	
					.26	.38	.85	2,17	.87	13,45		
10	3/8"	-06	13/16"-16 UN	-08	6,5	9,6	23,0	56,5	27	10,3	HCS-10-ORS-08-S-M-W5	
					.26	.38	.91	2,22	1,06	22,71		
12	1/2"	-08	13/16"-16 UN	-08	9,5	12,8	23,5	59,0	27	10,5	HCS-12-ORS-08-S-M-W5	
					.37	.50	.93	2,32	1,06	23,15		
16	5/8"	-10	1"-14 UNF	-10	12,6	16,0	25,5	64,0	30	13,1	HCS-16-ORS-10-S-M-W5	
					.50	.63	1,00	2,52	1,18	28,78		

Related Products and Accessories

Swage Ferrules

Pages 92-95

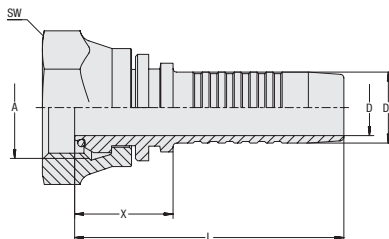

ECOVOS Version

Page 78


MULTIVOS Version

Page 168

Straight Insert with Female BSPP Thread and 60° Taper / O-Ring Type DKOR



Connection Type Female BSPP Nut Thread
Sealing Type 60° Taper with O-Ring
Standard ISO 8434-6, BS 5200
Material Stainless Steel
Sealing Material FKM (Viton®)

C

Hose Size			Connection Size		Dimensions (mm/in)					Weight (kg/lbs) ca. per 100	Ordering Codes
DN	inch	Dash	Thread	Dash	D	D1	X	L	SW (Hex)		
06	1/4"	-04	G1/4"	-04	3,9	6,7	22,5	52,5	19	4,1	HCS-06-DKOR-04-S-OR-V-M-W5
					.15	.26	.89	2.07	.75	9.04	
08	5/16"	-05	G3/8"	-06	5,4	8,0	27,0	57,0	22	5,8	HCS-08-DKOR-06-S-OR-V-M-W5
					.21	.31	1.06	2.24	.87	12.68	
10	3/8"	-06	G3/8"	-06	6,5	9,6	24,0	57,0	22	6,2	HCS-10-DKOR-06-S-OR-V-M-W5
					.26	.38	.94	2.24	.87	13.56	
12	1/2"	-08	G1/2"	-08	9,5	12,8	27,5	62,5	27	10,2	HCS-12-DKOR-08-S-OR-V-M-W5
					.37	.50	1.08	2.46	1.06	22.49	
16	5/8"	-10	G5/8"	-10	12,6	16,0	24,0	62,5	30	13,6	HCS-16-DKOR-10-S-OR-V-M-W5
					.50	.63	.94	2.46	1.18	29.99	
16	5/8"	-10	G3/4"	-12	12,6	16,0	24,0	62,5	32	14,2	HCS-16-DKOR-12-W-OR-V-M-W5
					.50	.63	.94	2.46	1.26	31.20	
20	3/4"	-12	G3/4"	-12	14,8	19,1	28,0	74,0	32	22,4	HCS-19-DKOR-12-W-OR-V-M-W5
					.58	.75	1.10	2.91	1.26	49.28	
25	1"	-16	G1"	-16	14,8	19,1	31,5	86,5	41	33,1	HCS-25-DKOR-16-W-OR-V-M-W5
					.58	.75	1.24	3.41	1.61	72.99	
32	1 1/4"	-20	G1 1/4"	-20	26,0	32,5	35,0	94,5	50	51,9	HCS-31-DKOR-20-W-OR-V-M-W5
					1.02	1.28	1.38	3.72	1.97	114.44	
40	1 1/2"	-24	G1 1/2"	-24	31,0	38,9	35,5	103,0	55	68,3	HCS-38-DKOR-24-W-OR-V-M-W5
					1.22	1.53	1.40	4.06	2.17	150.60	
50	1 1/2"	-24	G2"	-32	40,0	51,6	37,5	112,5	70	135,4	HCS-51-DKOR-32-W-OR-V-M-W5
					1.57	2.03	1.48	4.43	2.76	298.45	

Related Products and Accessories



Swage Ferrules

Pages 92-95



MULTIVOS Version

Page 171



POWEROVOS Version

Page 182



Skive Swage Ferrule for Spiral Hose

Suitable for Spiral Hose 4SP and 4SH

140



Skive Swage Ferrule for Spiral Hose

Suitable for Spiral Hose R15

141



**Straight Insert
with Male Metric Thread and 24° Conical Bore
CEL (Light Series)**

142



**Straight Insert
with Male Metric Thread and 24° Conical Bore
CES (Heavy Series)**

143



**Straight Insert
with Female Metric Nut Thread and 24° Taper / O-Ring
DKOL (Light Series)**

144



**45° Elbow Insert
with Female Metric Nut Thread and 24° Taper / O-Ring
DKOL 45° (Light Series)**

145



**90° Elbow Insert
with Female Metric Nut Thread and 24° Taper / O-Ring
DKOL 90° (Light Series)**

146



**Straight Insert
with Female Metric Nut Thread and 24° Taper / O-Ring
DKOS (Heavy Series)**

147



**45° Elbow Insert
with Female Metric Nut Thread and 24° Taper / O-Ring
DKOS 45° (Heavy Series)**

148














**90° Elbow Insert
with Female Metric Nut Thread and 24° Taper / O-Ring
DKOS 90° (Heavy Series)**

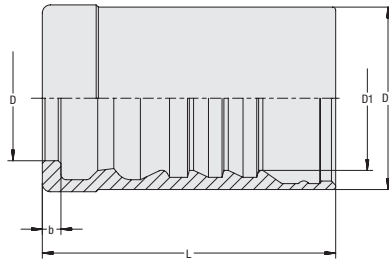
149

	Straight Insert with Male BSPP Thread and 60° Conical Bore AGR	150		Straight Insert with Female BSPP Thread and 60° Taper DKR	162
	Straight Insert with Male UN/UNF Thread and 74° Taper AGJ	151		45° Elbow Insert with Female BSPP Thread and 60° Taper DKR 45°	163
	Straight Insert with Male NPTF Thread and 60° Conical Bore AGN	152		90° Elbow Insert with Female BSPP Thread and 60° Taper DKR 90°	164
	Straight Insert with SAE Flange Adaptor SFL (3000 PSI Series)	153		Straight Insert with Female UN/UNF Thread and 74° Conical Bore DKJ	165
	45° Elbow Insert with SAE Flange Adaptor SFL 45° (3000 PSI Series)	154		45° Elbow Insert with Female UN/UNF Thread and 74° Conical Bore DKJ 45°	166
	90° Elbow Insert with SAE Flange Adaptor SFL 90° (3000 PSI Series)	155		90° Elbow Insert with Female UN/UNF Thread and 74° Conical Bore DKJ 90°	167
	Straight Insert with SAE Flange Adaptor SFS (6000 PSI Series)	156		Straight Insert with Female UN/UNF Thread for O-Ring Face Seal Connection ORS	168
	45° Elbow Insert with SAE Flange Adaptor SFS 45° (6000 PSI Series)	157		45° Elbow Insert with Female UN/UNF Thread for O-Ring Face Seal Connection ORS 45°	169
	90° Elbow Insert with SAE Flange Adaptor SFS 90° (6000 PSI Series)	158		90° Elbow Insert with Female UN/UNF Thread for O-Ring Face Seal Connection ORS 90°	170
	Straight Insert with SAE Flange Adaptor SFC (9000 PSI Series)	159		Straight Insert with Female BSPP Thread and 60° Taper / O-Ring DKOR	171
	45° Elbow Insert with SAE Flange Adaptor SFC 45° (9000 PSI Series)	160		45° Elbow Insert with Female BSPP Thread and 60° Taper / O-Ring DKOR 45°	172
	90° Elbow Insert with SAE Flange Adaptor SFC 90° (9000 PSI Series)	161		90° Elbow Insert with Female BSPP Thread and 60° Taper / O-Ring DKOR 90°	173

D

	Skive Swage Ferrule for Spiral Hose Suitable for Spiral Hose R15	174		Straight Insert with SAE Flange Adaptor SFS (6000 PSI Series)	176
	Straight Insert with Male UN/UNF Thread and 74° Taper AGJ	174		45° Elbow Insert with SAE Flange Adaptor SFS 45° (6000 PSI Series)	176
	Straight Insert with SAE Flange Adaptor SFL (3000 PSI Series)	175		90° Elbow Insert with SAE Flange Adaptor SFS 90° (6000 PSI Series)	176
	45° Elbow Insert with SAE Flange Adaptor SFL 45° (3000 PSI Series)	175		Straight Insert with Female UN/UNF Thread and 74° Taper / O-Ring DKOJ	177
	90° Elbow Insert with SAE Flange Adaptor SFL 90° (3000 PSI Series)	175		45° Elbow Insert with Female UN/UNF Thread and 74° Taper / O-Ring DKOJ 45°	177
				90° Elbow Insert with Female UN/UNF Thread and 74° Taper / O-Ring DKOJ 90°	177

Internal & External Skive Swage Ferrule for Spiral Hose 4SP and 4SH



Ferrule Type with Pull-Out Protection (Interlock)
Suitable for Standards 4SP, 4SH
 EN 856
Material Carbon Steel
Surface Finishing Zinc/Nickel-Plating

Maximum working pressures depending on the type of the hose connector and the hose type.

D

Hose Size			Dimensions (mm/in)					Weight (kg/lbs) ca. per 100	Ordering Codes
DN	inch	Dash	D	D1	D2	L	b		
10	3/8"	-06	14,4	19,8	27,0	41,0	3,0	6,9	HF-5000-10-W3
			.57	.78	1.06	1.61	.12	15.21	
12	1/2"	-08	16,8	21,7	29,0	47,0	3,0	8,8	HF-5000-12-W3
			.66	.85	1.14	1.85	.12	19.40	
16	5/8"	-10	23,4	27,0	34,2	55,0	3,5	11,45	HF-5000-16-W3
			.92	1.06	1.35	2.17	.14	25.25	
19	3/4"	-12	26,0	30,6	38,8	68,0	4,4	17,3	HF-6000-19-W3
			1.02	1.20	1.53	2.68	.17	38.15	
25	1"	-16	31,9	39,0	50,0	73,0	4,4	33,9	HF-6000-25-W3
			1.26	1.54	1.97	2.87	.17	74.75	
31	1 1/4"	-20	37,5	44,8	55,6	81,0	4,9	44,6	HF-5000-31-W3
			1.48	1.76	2.19	3.19	.19	98.34	
38	1 1/2"	-24	44,0	51,6	62,4	96,0	4,9	58,4	HF-5000-38-W3
			1.73	2.03	2.46	3.78	.19	128.77	
51	2"	-32	58,0	66,0	77,4	98,5	5,9	85,1	HF-5001-51-W3
			2.28	2.60	3.05	3.88	.23	187.65	

Related Products and Accessories



Test Mandrels

Pages 185-187

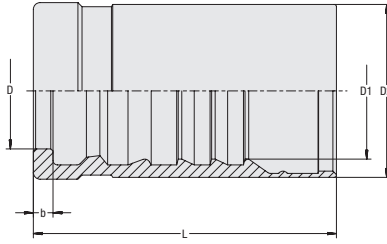
Internal & External Skive Swage Ferrule for Spiral Hose R15

Ferrule Type with Pull-Out Protection (Interlock)

Suitable for Standards R15
SAE 100 R15

Material Carbon Steel
Surface Finishing Zinc/Nickel-Plating

Maximum working pressures depending on the type of the hose connector and the hose type.



Hose Size			Dimensions (mm/in)					Weight (kg/lbs) ca. per 100	Ordering Codes
DN	inch	Dash	D	D1	D2	L	b		
19	3/4"	-12	26	30,6	38,8	68,0	4,4	17,3	HF-6000-19-W3
			1.02	1.20	1.53	2.68	.17	38.15	
25	1"	-16	31,9	39,0	50,0	73,0	4,4	33,9	HF-6000-25-W3
			1.26	1.54	1.97	2.87	.17	74.75	
31	1 1/4"	-20	41,3	48,6	61,4	81,0	4,9	43,3	HF-6001-31-W3
			1.63	1.91	2.42	3.19	.19	95.48	
38	1 1/2"	-24	46,7	58,5	69,5	92,0	4,9	68,9	HF-6000-38-W3
			1.84	2.30	2.74	3.62	.19	151.92	
51	2"	-32	58,0	71,1	82,5	98,5	5,9	92,9	HF-6001-51-W3 ¹
			2.28	2.80	3.25	3.88	.23	204.73	

¹ Designed for use with spiral hose R13 according to SAE 100 R13.

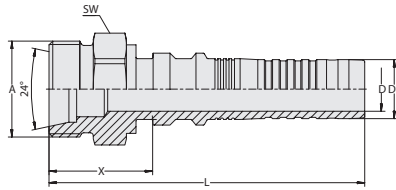
Please see pages 174-177 for the MULTIVOS-8 range in DN 51, designed for use with spiral hose R15 according to SAE 100 R15.

Related Products and Accessories


Test Mandrels

Pages 185-187

Straight Insert with Male Metric Thread and 24° Conical Bore
Type CEL (Light Series)



Insert Type with Pull-Out Protection (Interlock)
Connection Type Male Metric Thread
Sealing Type 24° Conical Bore (Shape W acc. to DIN 3861)
Standard ISO 8434-1
Material Carbon Steel
Surface Finishing Zinc/Nickel-Plating

D

Hose Size			Connection Size		Dimensions (mm/in)					Weight	Ordering Codes
DN	inch	Dash	Thread	Dash	D	D1	X	L	SW (Hex)	(*9/lbs) ca. per 100	
10	3/8"	-06	M18x1,5	-06	6,5	9,6	24,5	66,0	19,0	4,5	
					.26	.38	.96	2,60	.75	9,81	
12	1/2"	-08	M22x1,5	-08	9,0	12,5	26,0	73,0	22,0	7,4	
					.35	.49	1,02	2,87	.87	16,21	
16	5/8"	-10	M26x1,5	-10	12,0	16,0	28,0	85,5	27,0	11,6	
					.47	.63	1,10	3,37	1,06	25,58	
19	3/4"	-12	M30x2	-12	14,8	18,8	31,5	104,0	30,0	17,4	
					.58	.74	1,24	4,09	1,18	38,26	
25	1"	-16	M36x2	-16	19,5	25,1	32,0	111,5	36,0	27,7	
					.77	.99	1,26	4,39	1,42	61,08	
25	1"	-16	M45x2	20	19,5	25,1	36,0	115,5	46,0	38,7	
					.77	.99	1,42	4,55	1,81	85,33	
31	1 1/4"	-20	M45x2	-20	25,0	31,8	37,0	115,0	46,0	45,4	
					.98	1,25	1,46	4,53	1,81	100,00	

Related Products and Accessories



Swage Ferrules

Pages 140-141



ECOVOS Version

Page 22

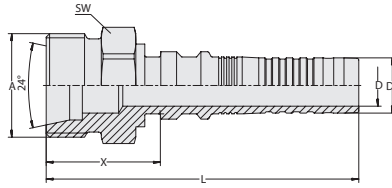


ECOVOS VA Version

Page 102

Straight Insert with Male Metric Thread and 24° Conical Bore Type CES (Heavy Series)
Insert Type with Pull-Out Protection (Interlock)

Connection Type Male Metric Thread
Sealing Type 24° Conical Bore (Shape W acc. to DIN 3861)
Standard ISO 8434-1

Material Carbon Steel
Surface Finishing Zinc/Nickel-Plating


Hose Size			Connection Size		Dimensions (mm/in)					Weight (kg/lbs) ca. per 100	Ordering Codes
DN	inch	Dash	Thread	Dash	D	D1	X	L	SW (Hex)		
10	3/8"	-06	M22x1,5	-06	6,5 .26	9,6 .38	28,0 1.10	69,5 2.74	22,0 .87	6,8 14.99	HCI-10-CE-14S-M-W3
10	3/8"	-06	M20x1,5	-05	6,5 .26	9,6 .38	26,0 1.02	67,5 2.66	22 .87	6,2 13.67	HCI-10-CE-12S-M-W3
12	1/2"	-08	M24x1,5	-08	9,0 .35	12,5 .49	28,0 1.10	75,0 2.95	24 .94	8,7 19.18	HCI-12-CE-16S-M-W3
12	1/2"	-08	M30x2	-10	9,0 .35	12,5 .49	32,0 1.26	79,0 3.11	30 1.18	13,0 28.67	HCI-12-CE-20S-M-W3
16	5/8"	-10	M30x2	-10	12,0 .47	16,0 .63	33,0 1.30	90,5 3.56	30,0 1.18	15,2 33.52	HCI-16-CE-20S-M-W3
19	3/4"	-12	M36x2	-12	14,8 .58	18,8 .74	36,5 1.44	109,0 4.29	36,0 1.42	23,5 51.82	HCI-19-CE-25S-M-W3
19	3/4"	-12	M30x2	-10	14,8 .58	18,8 .74	33,5 1.32	106,0 4.17	30,0 1.18	17,9 39.47	HCI-19-CE-20S-M-W3
25	1"	-16	M42x2	-16	19,5 .77	25,1 .99	39,5 1.56	119,0 4.69	46,0 1.81	39,6 87.32	HCI-25-CE-30S-M-W3
31	1 1/4"	-20	M52x2	-20	25,0 .98	31,8 1.25	45,0 1.77	123,0 4.84	55,0 2.17	64,1 141.34	HCI-31-CE-38S-M-W3

D
Related Products and Accessories

Swage Ferrules

Pages 140-141

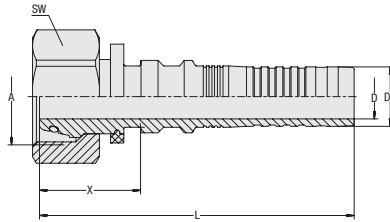

ECOVOS Version

Page 23


ECOVOS VA Version

Page 103

Straight Insert with Female Metric Nut Thread and 24° Taper / O-Ring Type DKOL (Light Series)



Insert Type with Pull-Out Protection (Interlock)
Connection Type Female Metric Nut Thread
Sealing Type 24° Taper with O-Ring
Standard ISO 8434-1
Material Carbon Steel
Surface Finishing Zinc/Nickel-Plating
Sealing Material NBR (Buna-N®)

D

Hose Size			Connection Size		Dimensions (mm/in)					Weight (kg/lbs) ca. per 100	Ordering Codes
DN	inch	Dash	Thread	Dash	D	D1	X	L	SW (Hex)		
10	3/8"	-06	M18x1,5	-06	6,5 .26	9,6 .38	25,0 .98	66,5 2.62	22,0 .87	6,3 13.78	HCI-10-DKO-12L-S-OR-B-M-W3
12	1/2"	-08	M22x1,5	-08	9,0 .35	12,5 .49	23,5 .93	70,5 2.78	27,0 1.06	9,7 21.28	HCI-12-DKO-15L-S-OR-B-M-W3
16	5/8"	-10	M26x1,5	-10	12,0 .47	16,0 .63	27,0 1.06	84,5 3.33	32,0 1.26	14,9 32.85	HCI-16-DKO-18L-S-OR-B-M-W3
16	5/8"	-10	M30x2	-12	12,0 .47	16,0 .63	28,5 1.12	86,0 3.39	36,0 1.42	19,3 42.56	HCI-16-DKO-22L-S-OR-B-M-W3
31	1 1/4"	-20	M45x2	-20	25,0 .98	31,8 1.25	34,0 1.34	112,0 4.41	50,0 1.97	50,9 112.12	HCI-31-DKO-35L-S-OR-B-M-W3

Related Products and Accessories



Swage Ferrules

Pages 140-141



45° Version

Page 145



90° Version

Page 146



ECOVS Version

Pages 24-25

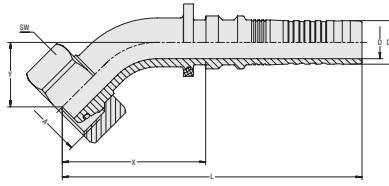


ECOVS VA Version

Page 107

45° Elbow Insert with Female Metric Nut Thread and 24° Taper / O-Ring Type DKOL 45° (Light Series)
Insert Type with Pull-Out Protection (Interlock)

Connection Type Female Metric Nut Thread
Sealing Type 24° Taper with O-Ring
Standard ISO 8434-1

Material Carbon Steel
Surface Finishing Zinc/Nickel-Plating
Sealing Material NBR (Buna-N®)


Hose Size			Connection Size		Dimensions (mm/in)							Weight (kg/lbs) ca. per 100	Ordering Codes
DN	inch	Dash	Thread	Dash	D	D1	X	L	Y	SW (Hex)			
10	3/8"	-06	M18x1,5	-06	6,5	9,6	40,0	81,5	17,5	22,0	7,6	HCI-10-DKO-12L-045-S-OR-B-M-W3	
					.26	.38	1.57	3.21	.69	.87	16.65		
10	3/8"	-06	M22x1,5	-08	6,5	9,6	40,0	81,5	18,5	27	10,0	HCI-10-DKO-15L-045-S-OR-B-M-W3	
					.26	.38	1.57	3.21	.73	1.06	21.94		
12	1/2"	-08	M22x1,5	-08	9,0	12,5	44	91	21,0	27	12,1	HCI-12-DKO-15L-045-S-OR-B-M-W3	
					.35	.49	1.73	3.58	.83	1.06	26.57		
16	5/8"	-10	M26x1,5	-10	12,0	16,0	52,5	110,0	24,0	32	18,7	HCI-16-DKO-18L-045-S-OR-B-M-W3	
					.47	.63	2.07	4.33	.94	1.26	41.12		

Dimension Y ± 2,5 mm / .10 in

D
Related Products and Accessories

Swage Ferrules

Pages 140-141


Straight Version

Page 144


ECOVS Version

Pages 26-27

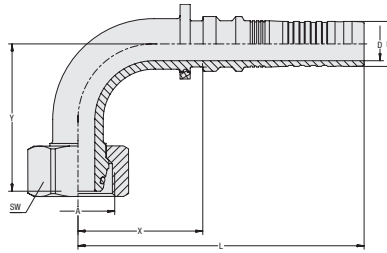

90° Version

Page 146


ECOVS VA Version

Page 108

90° Elbow Insert with Female Metric Nut Thread and 24° Taper / O-Ring Type DKOL 90° (Light Series)



Insert Type with Pull-Out Protection (Interlock)
Connection Type Female Metric Nut Thread
Sealing Type 24° Taper with O-Ring
Standard ISO 8434-1
Material Carbon Steel
Surface Finishing Zinc/Nickel-Plating
Sealing Material NBR (Buna-N®)

D

Hose Size			Connection Size		Dimensions (mm/in)							Weight (kg/lbs) ca. per 100	Ordering Codes
DN	inch	Dash	Thread	Dash	D	D1	X	L	Y	SW (Hex)			
10	3/8"	-06	M18x1,5	-06	6,5	9,6	36,0	77,5	36,0	22,0	8,7	HCI-10-DKO-12L-090-S-OR-B-M-W3	
					.26	.38	1.42	3.05	1.42	.87	19.07		
10	3/8"	-06	M22x1,5	-08	6,5	9,6	36,0	77,5	36,0	27	11,1	HCI-10-DKO-15L-090-S-OR-B-M-W3	
					.26	.38	1.42	3.05	1.42	1.06	24.37		
12	1/2"	-08	M22x1,5	-08	9,0	12,5	38,5	85,5	42,0	27	13,8	HCI-12-DKO-15L-090-S-OR-B-M-W3	
					.35	.49	1.52	3.37	1.65	1.06	30.43		
16	5/8"	-10	M26x1,5	-10	12,0	16,0	49,0	102,0	52,5	32	21,3	HCI-16-DKO-18L-090-S-OR-B-M-W3	
					.47	.63	1.93	4.02	2.07	1.26	46.97		
19	3/4"	-12	M30x2	-12	14,8	18,8	55,5	128,0	57,0	36	32,5	HCI-19-DKO-22L-090-S-OR-B-M-W3	
					.58	.74	2.19	5.04	2.24	1.42	71.66		
31	1 1/4"	-20	M45x2	-20	25,0	31,8	87,5	165,5	81,0	50	93,3	HCI-31-DKO-35L-090-S-OR-B-M-W3	
					.98	1.25	3.44	6.52	3.19	1.97	205.62		

Dimension Y ± 2,5 mm / .10 in

Related Products and Accessories



Swage Ferrules

Pages 140-141



Straight Version

Page 144



ECOVS Version

Pages 28-29



45° Version

Page 145



ECOVS VA Version

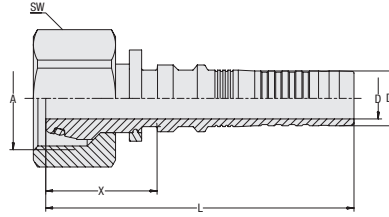
Page

Straight Insert with Female Metric Nut Thread and 24° Taper / O-Ring Type DKOS (Heavy Series)

Insert Type with Pull-Out Protection (Interlock)

Connection Type Female Metric Nut Thread
Sealing Type 24° Taper with O-Ring
Standard ISO 8434-1

Material Carbon Steel
Surface Finishing Zinc/Nickel-Plating
Sealing Material NBR (Buna-N®)



Hose Size			Connection Size		Dimensions (mm/in)					Weight (kg/lbs) ca. per 100	Ordering Codes
DN	inch	Dash	Thread	Dash	D	D1	X	L	SW (Hex)		
10	3/8"	-06	M22x1,5	-06	6,5 .26	9,6 .38	29,0 1.14	70,5 2.78	27 1.06	10,0 22.05	HCI-10-DKO-14S-S-OR-B-M-W3
10	3/8"	-06	M18x1,5	-04	6,5 .26	9,6 .38	27,0 1.06	68,5 2.70	22 .87	6,6 14.44	HCI-10-DKO-10S-W-OR-B-M-W3
10	3/8"	-06	M20x1,5	-05	6,5 .26	9,6 .38	25,0 .98	66,5 2.62	24 .94	7,3 15.99	HCI-10-DKO-12S-S-OR-B-M-W3
12	1/2"	-08	M24x1,5	-08	9,0 .35	12,5 .49	30,0 1.18	77,0 3.03	30 1.18	13,4 29.44	HCI-12-DKO-16S-S-OR-B-M-W3
12	1/2"	-08	M30x2	-10	9,0 .35	12,5 .49	31,5 1.24	78,5 3.09	36 1.42	20,1 44.21	HCI-12-DKO-20S-S-OR-B-M-W3
16	5/8"	-10	M30x2	-10	12,0 .47	16,0 .63	32,5 1.28	90,0 3.54	36 1.42	21,2 46.64	HCI-16-DKO-20S-S-OR-B-M-W3
16	5/8"	-10	M24x1,5	-08	12,0 .47	16,0 .63	26,0 1.02	83,5 3.29	30 1.18	15,0 33.08	HCI-16-DKO-16S-W-OR-B-M-W3
16	5/8"	-10	M36x2	-12	12,0 .47	16,0 .63	31,5 1.24	89,0 3.50	41 1.61	28,9 63.61	HCI-16-DKO-25S-S-OR-B-M-W3
19	3/4"	-12	M36x2	-12	14,8 .58	18,8 .74	35,5 1.40	108 4.25	41 1.61	30,1 66.37	HCI-19-DKO-25S-S-OR-B-M-W3-SW41
19	3/4"	-12	M30x2	-10	14,8 .58	18,8 .74	30,5 1.20	103,0 4.06	36 1.42	23,9 52.59	HCI-19-DKO-20S-W-OR-B-M-W3
19	3/4"	-12	M42x2	-16	14,8 .58	18,8 .74	37,5 1.48	110,0 4.33	50 1.97	46,6 102.75	HCI-19-DKO-30S-S-OR-B-M-W3
19	3/4"	-12	M36x2	-12	14,8 .58	18,8 .74	31,5 1.24	104,0 4.09	46 1.81	38,0 83.68	HCI-19-DKO-25S-S-OR-B-M-W3
25	1"	-16	M42x2	-16	19,5 .77	25,1 .99	37,5 1.48	117,0 4.61	50 1.97	49,9 110.03	HCI-25-DKO-30S-S-OR-B-M-W3
25	1"	-16	M36x2	-12	19,5 .77	25,1 .99	31,5 1.24	111,0 4.37	41 1.61	37,0 81.47	HCI-25-DKO-25S-W-OR-B-M-W3
25	1"	-16	M52x2	-20	19,5 .77	25,1 .99	41,0 1.61	120,5 4.74	60 2.36	74,5 164.27	HCI-25-DKO-38S-S-OR-B-M-W3
31	1 1/4"	-20	M52x2	-20	25,0 .98	31,8 1.25	41,5 1.63	119,5 4.70	60 2.36	76,5 168.57	HCI-31-DKO-38S-S-OR-B-M-W3
31	1 1/4"	-20	M42x2	-16	25,0 .98	31,8 1.25	33,5 1.32	111,5 4.39	50 1.97	58,1 128.11	HCI-31-DKO-30S-W-OR-B-M-W3
19	3/4"	-12	M42x2	-16	14,8 .58	18,8 .74	48,5 1.91	121,0 4.76	50 1.97	47,3 104.30	HCI-19-DKO-30S-S-OR-B-B-W3
25	1"	-16	M36x2	-12	19,5 .77	25,1 .99	64,0 2.52	143,5 5.65	46 1.81	61,5 135.61	HCI-25-DKO-25S-S-OR-B-B-W3
25	1"	-16	M52x2	-20	19,5 .77	25,1 .99	55,0 2.17	134,5 5.30	60 2.36	76,3 168.24	HCI-25-DKO-38S-S-OR-B-B-W3
31	1 1/4"	-20	M42x2	-16	25,0 .98	31,8 1.25	72,0 2.83	150,0 5.91	50 1.97	86,2 190.07	HCI-31-DKO-30S-S-OR-B-B-W3
38	1 1/2"	-24	M52x2	-20	31,0 1.22	38,3 1.51	70,5 2.78	163,5 6.44	60 2.36	118,0 260.08	HCI-38-DKO-38S-S-OR-B-B-W3

Related Products and Accessories



Swage Ferrules

Pages 140-141



45° Version

Page 148



90° Version

Page 149



ECOVOS Version

Pages 30-31



ECOVOS VA Version

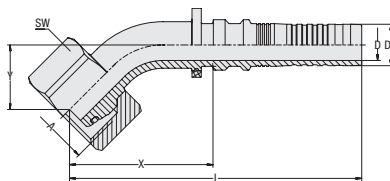
Page 108



POWERVOS Version

Page 180

45° Elbow Insert with Female Metric Nut Thread and 24° Taper / O-Ring Type DKOS 45° (Heavy Series)



Insert Type with Pull-Out Protection (Interlock)

Connection Type Female Metric Nut Thread

Sealing Type 24° Taper with O-Ring

Standard ISO 8434-1

Material Carbon Steel

Surface Finishing Zinc/Nickel-Plating

Sealing Material NBR (Buna-N®)

D

Hose Size			Connection Size		Dimensions (mm/in)							Weight (kg/lbs) ca. per 100	Ordering Codes
DN	inch	Dash	Thread	Dash	D	D1	X	L	Y	SW (Hex)			
10	3/8"	-06	M20x1,5	-05	6,5 .26	9,6 .38	40,0 1.57	81,5 3.21	17,5 .69	24 .94	8,5 18.74	HCI-10-DKO-12S-045-S-OR-B-M-W3	
10	3/8"	-06	M22x1,5	-06	6,5 .26	9,6 .38	43,5 1.71	85,0 3.35	21,0 .83	27 1.06	11,4 25.03	HCI-10-DKO-14S-045-S-OR-B-M-W3	
12	1/2"	-08	M24x1,5	-08	9,0 .35	12,5 .49	49,0 1.93	95,0 3.74	22,5 .89	30 1.18	15,7 34.51	HCI-12-DKO-16S-045-S-OR-B-M-W3	
12	1/2"	-08	M30x2	-10	9,0 .35	12,5 .49	52,5 2.07	99,5 3.92	27,5 1.08	30 1.18	22,5 49.61	HCI-12-DKO-20S-045-W-OR-B-M-W3	
16	5/8"	-10	M30x2	-10	12,0 .47	16,0 .63	55,5 2.19	113,0 4.45	25,0 .98	36 1.42	24,6 54.13	HCI-16-DKO-20S-045-S-OR-B-M-W3	
19	3/4"	-12	M30x2	-10	14,8 .58	18,8 .74	70,0 2.76	142,5 5.61	30,5 1.20	36 1.42	36,0 79.38	HCI-19-DKO-20S-045-S-OR-B-B-W3	
19	3/4"	-12	M36x2	-12	14,8 .58	18,8 .74	64,5 2.54	137,5 5.41	29,0 1.14	46 1.81	43,9 96.69	HCI-19-DKO-25S-045-S-OR-B-M-W3	
19	3/4"	-12	M42x2	-16	14,8 .58	18,8 .74	80,5 3.17	153,0 6.02	35,0 1.38	50 1.97	60,0 132.30	HCI-19-DKO-30S-045-S-OR-B-B-W3	
19	3/4"	-12	M36x2	-12	14,8 .58	18,8 .74	64,5 2.54	137,5 5.41	29,0 1.14	41 1.61	36,0 79.38	HCI-19-DKO-25S-045-S-OR-B-M-W3-SW41	
25	1"	-16	M36x2	-12	19,5 .77	25,1 .99	83,0 3.27	162,5 6.40	35,0 1.38	46 1.81	68,2 150.27	HCI-25-DKO-25S-045-S-OR-B-B-W3	
25	1"	-16	M42x2	-16	19,5 .77	25,1 .99	80,5 3.17	160,0 6.30	36,5 1.44	50 1.97	63,9 140.79	HCI-25-DKO-30S-045-S-OR-B-M-W3	
25	1"	-16	M52x2	-20	19,5 .77	25,1 .99	94,0 3.70	173,5 6.83	39,5 1.56	60 2.36	100,1 220.72	HCI-25-DKO-38S-045-S-OR-B-B-W3	
31	1 1/4"	-20	M42x2	-16	25,0 .98	31,8 1.25	96,0 3.78	174,0 6.85	39,0 1.54	50 1.97	98,1 216.20	HCI-31-DKO-30S-045-S-OR-B-B-W3	
31	1 1/4"	-20	M52x2	-20	25,0 .98	31,8 1.25	98,5 3.88	176,5 6.95	41,5 1.63	60 2.36	102,3 225.46	HCI-31-DKO-38S-045-S-OR-B-M-W3	
38	1 1/2"	-24	M52x2	-20	31,0 1.22	38,3 1.51	113,5 4.47	206,0 8.11	47,5 1.87	60 2.36	147,0 324.14	HCI-38-DKO-38S-045-S-OR-B-B-W3	

Dimension Y ± 2,5 mm / .10 in

Related Products and Accessories



Swage Ferrules

Pages 140-141



Straight Version

Page 147



90° Version

Page 149



ECOVOS Version

Pages 32-33



ECOVOS VA Version

Page 111

90° Elbow Insert with Female Metric Nut Thread and 24° Taper / O-Ring Type DKOS 90° (Heavy Series)

Insert Type with Pull-Out Protection (Interlock)

Connection Type Female Metric Nut Thread

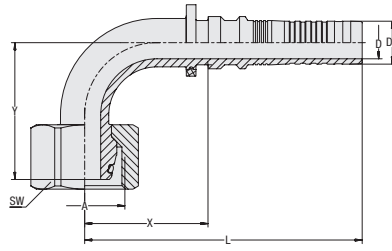
Sealing Type 24° Taper with O-Ring

Standard ISO 8434-1

Material Carbon Steel

Surface Finishing Zinc/Nickel-Plating

Sealing Material NBR (Buna-N®)



Hose Size			Connection Size		Dimensions (mm/in)							Weight (kg/lb) ca. per 100	Ordering Codes
DN	inch	Dash	Thread	Dash	D	D1	X	L	Y	SW (Hex)			
10	3/8"	-06	M20x1,5	-05	6,5	9,6	36,0	77,5	36,0	24	9,6	HCI-10-DKO-12S-090-S-OR-B-M-W3	
					.26	.38	1.42	3.05	1.42	.94	21.17		
10	3/8"	-06	M22x1,5	-06	6,5	9,6	37,0	77,5	41,0	27	12,5	HCI-10-DKO-14S-090-S-OR-B-M-W3	
					.26	.38	1.46	3.05	1.61	1.06	27.56		
12	1/2"	-08	M24x1,5	-08	9,0	12,5	40,0	87,0	46,0	30	17,4	HCI-12-DKO-16S-090-S-OR-B-M-W3	
					.35	.49	1.57	3.43	1.81	1.18	38.26		
12	1/2"	-08	M30x2	-10	9,0	12,5	39,5	86,5	51,5	36	24,1	HCI-12-DKO-20S-090-S-OR-B-M-W3	
					.35	.49	1.56	3.41	2.03	1.42	53.14		
16	5/8"	-10	M30x2	-10	12,0	16,0	46,0	103,5	51,5	36	26,8	HCI-16-DKO-20S-090-S-OR-B-M-W3	
					.47	.63	1.81	4.07	2.03	1.42	59.09		
19	3/4"	-12	M36x2	-12	14,8	18,8	54,5	127,0	58,5	46	47,7	HCI-19-DKO-25S-090-S-OR-B-M-W3	
					.58	.74	2.15	5.00	2.30	1.81	105.18		
19	3/4"	-12	M36x2	-12	14,8	18,8	54,5	127,0	58,5	41	39,8	HCI-19-DKO-25S-090-S-OR-B-M-W3-SW41	
					.58	.74	2.15	5.00	2.30	1.61	87.76		
19	3/4"	-12	M30x2	-10	14,8	18,8	54,5	127,0	58,0	36	38,3	HCI-19-DKO-20S-090-S-OR-B-B-W3	
					.58	.74	2.15	5.00	2.28	1.42	84.45		
19	3/4"	-12	M42x2	-16	14,8	18,8	67,0	139,5	71,5	50	66,1	HCI-19-DKO-30S-090-S-OR-B-B-W3	
					.58	.74	2.64	5.49	2.81	1.97	145.75		
25	1"	-16	M42x2	-16	19,5	25,1	68,0	147,5	74,0	50	71,9	HCI-25-DKO-30S-090-S-OR-B-M-W3	
					.77	.99	2.68	5.81	2.91	1.97	158.43		
25	1"	-16	M36x2	-12	19,5	25,1	70,0	149,5	71,0	46	74,1	HCI-25-DKO-25S-090-S-OR-B-B-W3	
					.77	.99	2.76	5.89	2.80	1.81	163.39		
25	1"	-16	M52x2	-20	19,5	25,1	80,5	160,0	82,5	60	111,0	HCI-25-DKO-38S-090-S-OR-B-B-W3	
					.77	.99	3.17	6.30	3.25	2.36	244.64		
31	1 1/4"	-20	M52x2	-20	25,0	31,8	84,5	162,5	87,0	60	115,2	HCI-31-DKO-38S-090-S-OR-B-M-W3	
					.98	1.25	3.33	6.40	3.43	2.36	254.02		
31	1 1/4"	-20	M42x2	-16	25,0	31,8	83,0	161,0	82,0	50	108,9	HCI-31-DKO-30S-090-S-OR-B-B-W3	
					.98	1.25	3.27	6.34	3.23	1.97	240.12		
38	1 1/2"	-24	M52x2	-20	31,0	38,3	99,0	192,0	100,5	60	168,2	HCI-38-DKO-38S-090-S-OR-B-B-W3	
					1.22	1.51	3.90	7.56	3.96	2.36	370.88		

Dimension Y ± 2,5 mm / .10 in

Related Products and Accessories


Swage Ferrules

Pages 92-95



Straight Version

Page 147



ECOVS Version

Pages 34-35



45° Version

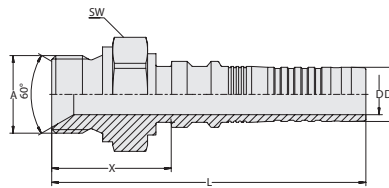
Page 148



ECOVS VA Version

Page 112

**Straight Insert with Male BSPP Thread and 60° Conical Bore
Type AGR**



Insert Type with Pull-Out Protection (Interlock)
Connection Type Male BSPP Thread
Sealing Type 60° Conical Bore
Standard ISO 8434-6, BS 5200
Material Carbon Steel
Surface Finishing Zinc/Nickel-Plating

D

Hose Size			Connection Size		Dimensions (mm/in)						Weight	Ordering Codes
DN	inch	Dash	Thread	Dash	D	D1	X	L	SW (Hex)	(*9/lbs) ca. per 100		
10	3/8"	-06	G 3/8"	-06	6,5 .26	9,6 .38	29,0 1.14	70,5 2.78	22 .87	6,6 14.55	HCI-10-AGR-06-M-W3	
12	1/2"	-08	G 1/2"	-08	9,0 .35	12,5 .49	32,5 1.28	79,5 3.13	27 1.06	11,0 24.14	HCI-12-AGR-08-M-W3	
16	5/8"	-10	G 5/8"	-10	12,0 .47	16,0 .63	35,5 1.40	93,0 3.66	30 1.18	15,0 33.08	HCI-16-AGR-10-M-W3	
19	3/4"	-12	G 3/4"	-12	14,8 .58	18,8 .74	37,0 1.46	109,5 4.31	32 1.26	19,7 43.44	HCI-19-AGR-12-M-W3	
25	1"	-16	G 1"	-16	19,5 .77	25,1 .99	41,5 1.63	121,0 4.76	41 1.61	35,7 78.61	HCI-25-AGR-16-M-W3	
31	1 1/4"	-20	G 1 1/4"	-20	25,0 .98	31,8 1.25	44,0 1.73	122,0 4.80	50 1.97	54,5 120.17	HCI-31-AGR-20-M-W3	
38	1 1/2"	-24	G 1 1/2"	-24	31,0 1.22	38,3 1.51	49,5 1.95	142,5 5.61	55 2.17	73,9 162.84	HCI-38-AGR-24-M-W3	
51	2"	-32	G 2"	-32	40,0 1.57	50,6 1.99	58,0 2.28	154,0 6.06	70 2.76	140,3 309.25	HCI-51-AGR-32-M-W3	

Related Products and Accessories



Swage Ferrules

Pages 140-141



ECOVOS Version

Page 47

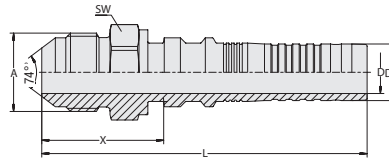


ECOVOS VA Version

Page 116

Straight Insert with Male UN/UNF Thread and 74° Taper Type AGJ
Insert Type with Pull-Out Protection (Interlock)

Connection Type Male UN/UNF Thread
Sealing Type 74° Taper
Standard ISO 8434-2

Material Carbon Steel
Surface Finishing Zinc/Nickel-Plating


Hose Size			Connection Size		Dimensions (mm/in)						Weight (kg/lbs) ca. per 100	Ordering Codes
DN	inch	Dash	Thread	Dash	D	D1	X	L	SW (Hex)			
10	3/8"	-06	9/16"-18UNF	-06	6,5 .26	9,6 .38	26,5 1.04	68,0 2.68	17 .67	4,2 .16	HCI-10-AGJ-06-M-W3	
10	3/8"	-06	3/4"-16 UNF	-08	6,5 .26	9,6 .38	30,5 1.20	72,0 2.83	22 .87	6,4 .25	HCI-10-AGJ-08-M-W3	
12	1/2"	-08	3/4"-16 UNF	-08	9,0 .35	12,5 .49	30,5 1.20	77,0 3.03	22 .87	7,6 .30	HCI-12-AGJ-08-M-W3	
12	1/2"	-08	7/8"-14 UNF	-10	9,0 .35	12,5 .49	33,5 1.32	80,5 3.17	24 .94	10,0 .39	HCI-12-AGJ-10-M-W3	
16	5/8"	-10	7/8"-14 UNF	-10	12,0 .47	16,0 .63	34,5 1.36	92,0 3.62	24 .94	11,3 .44	HCI-16-AGJ-10-M-W3	
16	5/8"	-10	1.1/16"-12 UN	-12	12,0 .47	16,0 .63	39,5 1.56	97,0 3.82	30 1.18	17,6 .69	HCI-16-AGJ-12-M-W3	
19	3/4"	-12	1.1/16"-12 UN	-12	14,8 .58	18,8 .74	39,5 1.56	112,0 4.41	30 1.18	18,6 .73	HCI-19-AGJ-12-M-W3	
25	1"	-16	1.5/16"-12 UN	-16	19,5 .77	25,1 .99	42,0 1.65	121,5 4.78	36 1.42	31,3 1.23	HCI-25-AGJ-16-M-W3	
31	1 1/4"	-20	1.5/8"-12 UN	-20	25,0 .98	31,8 1.25	46,5 1.83	124,5 4.90	46 1.81	51,4 2.02	HCI-31-AGJ-20-M-W3	
38	1 1/2"	-24	1.7/8"-12 UN	-24	31,0 1.22	38,3 1.51	52,0 2.05	145,0 5.71	50 1.97	69,0 2.72	HCI-38-AGJ-24-M-W3	
51	2"	-32	2 1/2"-12 UN	-32	40,0 1.57	50,6 1.99	64,5 2.54	160,5 6.32	65 2.56	143,4 5.65	HCI-51-AGJ-32-M-W3	

D
Related Products and Accessories

Swage Ferrules

Pages 140-141

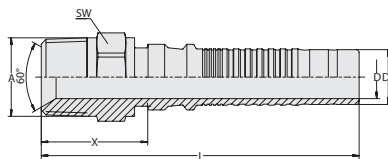

ECOVOS Version

Page 50


ECOVOS VA Version

Page 117

**Straight Insert with Male NPTF Thread and 60° Conical Bore
Type AGN**



Insert Type with Pull-Out Protection (Interlock)
Connection Type Male NPTF Thread
Sealing Type Tapered Thread and 60° Conical Bore
Standard SAE J 516
Material Carbon Steel
Surface Finishing Zinc/Nickel-Plating

D

Hose Size			Connection Size		Dimensions (mm/in)						Weight (kg/lbs) ca. per 100	Ordering Codes
DN	inch	Dash	Thread	Dash	D	D1	X	L	SW (Hex)			
19	3/4"	-12	3/4"-14 NPTF	-12	14,8	18,8	36,5	109,0	27	17,5	HCI-19-AGN-12-M-W3	
					.58	.74	1.44	4.29	1.06	38.59		
25	1"	-16	1"-11,5 NPTF	-16	19,5	25,1	41,5	121,0	36	32,1	HCI-25-AGN-16-M-W3	
					.77	.99	1.63	4.76	1.42	70.67		
25	1"	-16	1 1/4"-11,5 NPTF	-20	19,5	25,1	45,5	125,0	46	48,7	HCI-25-AGN-20-M-W3	
					.77	.99	1.79	4.92	1.81	107.38		
31	1 1/4"	-20	1 1/4"-11,5 NPTF	-20	25,0	31,8	44,5	122,5	46	52,1	HCI-31-AGN-20-M-W3	
					.98	1.25	1.75	4.82	1.81	114.77		
31	1 1/4"	-20	2"-11,5 NPTF	-32	25,0	31,8	53,5	131,5	65	102,6	HCI-31-AGN-32-M-W3	
					.98	1.25	2.11	5.18	2.56	226.12		
38	1 1/2"	-24	1 1/2"-11,5 NPTF	-24	31,0	38,3	47,5	140,5	50	67,3	HCI-38-AGN-24-M-W3	
					1.22	1.51	1.87	5.53	1.97	148.29		
51	2"	-32	2"-11,5 NPTF	-32	40,0	50,6	53,5	149,5	65	134,0	HCI-51-AGN-32-M-W3	
					1.57	1.99	2.11	5.89	2.56	295.47		

Related Products and Accessories



Swage Ferrules

Pages 140-141



ECOVOS Version

Page 56



ECOVOS VA Version

Page 120

**Straight Insert with SAE Flange Adaptor
Type SFL (3000 PSI Series)**

Insert Type with Pull-Out Protection (Interlock)

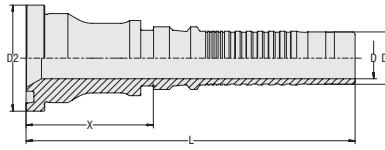
Connection Type SAE Flange Adaptor

Sealing Type O-Ring Face Seal
(O-Ring not included in delivery.)

Standard SAE J 518, ISO 6162-1

Material Carbon Steel

Surface Finishing Zinc/Nickel-Plating



Hose Size			Connection Size		Dimensions (mm/in)					Weight	Ordering Codes
DN	inch	Dash	inch	Dash	D	D1	D2	X	L	(*9/lbs) ca. per 100	
12	1/2"	-08	1/2"	-08	9,0 .35	12,5 .49	30,2 1.19	43,5 1.71	90,5 3.56	12,7 27.89	HCI-12-SFL-08-M-W3
12	1/2"	-08	3/4"	-12	9,0 .35	12,5 .49	38,1 1.50	44,0 1.73	91,0 3.58	18,9 41.67	HCI-12-SFL-12-M-W3
16	5/8"	-10	3/4"	-12	12,0 .47	16,0 .63	38,1 1.50	45,0 1.77	102,5 4.04	20,6 45.42	HCI-16-SFL-12-M-W3
16	5/8"	-10	1"	-16	12,0 .47	16,0 .63	44,5 1.75	45,5 1.79	103,0 4.06	26,2 57.77	HCI-16-SFL-16-M-W3
19	3/4"	-12	3/4"	-12	14,8 .58	18,8 .74	38,1 1.50	45,5 1.79	118,0 4.65	23,4 51.49	HCI-19-SFL-12-M-W3
19	3/4"	-12	1"	-16	14,8 .58	18,8 .74	44,5 1.75	40,5 1.59	113,0 4.45	25,1 55.35	HCI-19-SFL-16-B-W3
25	1"	-16	1"	-16	19,5 .77	25,1 .99	44,5 1.75	50,0 1.97	129,5 5.10	37,2 81.92	HCI-25-SFL-16-M-W3
25	1"	-16	3/4"	-12	19,5 .77	25,1 .99	38,1 1.50	57,5 2.26	137,0 5.39	31,7 69.90	HCI-25-SFL-12-B-W3
25	1"	-16	1 1/4"	-20	19,5 .77	25,1 .99	50,8 2.00	46,5 1.83	126,0 4.96	39,1 86.22	HCI-25-SFL-20-B-W3
31	1 1/4"	-20	1 1/4"	-20	25,0 .98	31,8 1.25	50,8 2.00	66,5 2.62	144,5 5.69	57,9 127.56	HCI-31-SFL-20-M-W3
31	1 1/4"	-20	1"	-16	25,0 .98	31,8 1.25	44,5 1.75	64,0 2.52	142,0 5.59	49,7 109.59	HCI-31-SFL-16-B-W3
31	1 1/4"	-20	1 1/2"	-24	25,0 .98	31,8 1.25	60,3 2.37	49,0 1.93	127,0 5.00	58,9 129.76	HCI-31-SFL-24-B-W3
38	1 1/2"	-24	1 1/2"	-24	31,0 1.22	38,3 1.51	60,3 2.37	56,0 2.20	149,0 5.87	70,1 154.46	HCI-38-SFL-24-M-W3
38	1 1/2"	-24	1 1/4"	-20	31,0 1.22	38,3 1.51	50,8 2.00	62,0 2.44	155,0 6.10	66,4 146.41	HCI-38-SFL-20-B-W3
38	1 1/2"	-24	2"	-32	31,0 1.22	38,3 1.51	71,4 2.81	50,0 1.97	143,0 5.63	85,7 188.97	HCI-38-SFL-32-B-W3
51	2"	-32	2"	-32	40,0 1.57	50,6 1.99	71,4 2.81	69,5 2.74	165,5 6.52	138,4 305.06	HCI-51-SFL-32-M-W3

D
Related Products and Accessories

Swage Ferrules

Pages 140-141


45° Version

Page 154


90° Version

Page 155

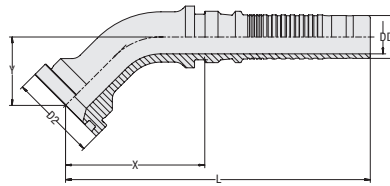

ECOVS Version

Page 58


ECOVS VA Version

Page 121

45° Elbow Insert with SAE Flange Adaptor Type SFL 45° (3000 PSI Series)



Insert Type with Pull-Out Protection (Interlock)

Connection Type SAE Flange Adaptor

Sealing Type O-Ring Face Seal
(O-Ring not included in delivery.)

Standard SAE J 518, ISO 6162-1

Material Carbon Steel

Surface Finishing Zinc/Nickel-Plating

D

Hose Size			Connection Size		Dimensions (mm/in)							Weight	Ordering Codes
DN	inch	Dash	inch	Dash	D	D1	D2	X	L	Y	(kg/lbs) ca. per 100		
12	1/2"	-08	1/2"	-08	9,0	12,5	30,2	48,0	95,0	20,5	11,7	HCI-12-SFL-08-045-M-W3	
					.35	.49	1.19	1.89	3.74	.81	25.80		
12	1/2"	-08	3/4"	-12	9,0	12,5	38,1	53,5	100,5	26,0	16,7	HCI-12-SFL-12-045-M-W3	
					.35	.49	1.50	2.11	3.96	1.02	36.71		
16	5/8"	-10	3/4"	-12	12,0	16,0	38,1	59,5	117,0	28,5	21,3	HCI-16-SFL-12-045-M-W3	
					.47	.63	1.50	2.34	4.61	1.12	46.97		
19	3/4"	-12	3/4"	-12	14,8	18,8	38,1	61,0	133,5	30,0	25,3	HCI-19-SFL-12-045-M-W3	
					.58	.74	1.50	2.40	5.26	1.18	55.68		
19	3/4"	-12	1"	-16	14,8	18,8	44,5	74,5	147,0	29,5	37,9	HCI-19-SFL-16-045-B-W3	
					.58	.74	1.75	2.93	5.79	1.16	83.57		
25	1"	-16	1"	-16	-16	25,1	44,5	80,5	160,0	35,0	46,0	HCI-25-SFL-16-045-M-W3	
					-.63	.99	1.75	3.17	6.30	1.38	101.32		
25	1"	-16	3/4"	-12	19,5	25,1	38,1	78,0	157,5	30,0	48,1	HCI-25-SFL-12-045-B-W3	
					.77	.99	1.50	3.07	6.20	1.18	106.06		
25	1"	-16	1 1/4"	-20	19,5	25,1	50,8	88,0	167,5	33,5	62,9	HCI-25-SFL-20-045-B-W3	
					.77	.99	2.00	3.46	6.59	1.32	138.69		
31	1 1/4"	-20	1 1/4"	-20	25,0	31,8	50,8	106,0	184,0	38,5	78,9	HCI-31-SFL-20-045-M-W3	
					.98	1.25	2.00	4.17	7.24	1.52	173.97		
31	1 1/4"	-20	1"	-16	25,0	31,8	44,5	90,5	168,5	33,5	75,3	HCI-31-SFL-16-045-B-W3	
					.98	1.25	1.75	3.56	6.63	1.32	166.04		
31	1 1/4"	-20	1 1/2"	-24	25,0	31,8	60,3	108,5	186,5	43,0	104,0	HCI-31-SFL-24-045-B-W3	
					.98	1.25	2.37	4.27	7.34	1.69	229.32		
38	1 1/2"	-24	1 1/2"	-24	31,0	38,3	60,3	125,0	218,0	52,5	113,2	HCI-38-SFL-24-045-M-W3	
					1.22	1.51	2.37	4.92	8.58	2.07	249.50		
38	1 1/2"	-24	1 1/4"	-20	31,0	38,3	50,8	107,0	200,0	41,5	112,4	HCI-38-SFL-20-045-B-W3	
					1.22	1.51	2.00	4.21	7.87	1.63	247.84		
38	1 1/2"	-24	2"	-32	31,0	38,3	71,4	117,0	209,5	46,5	145,9	HCI-38-SFL-32-045-B-W3	
					1.22	1.51	2.81	4.61	8.25	1.83	321.60		
51	2"	-32	2"	-32	40,0	50,6	71,4	162,5	258,5	72,5	245,4	HCI-51-SFL-32-045-M-W3	
					1.57	1.99	2.81	6.40	10.18	2.85	541.00		

Dimension Y ± 2,5 mm / .10 in

Related Products and Accessories



Swage Ferrules

Pages 140-141



Straight Version

Page 153

90° Version

Page 155



ECOVS Version

Page 59



ECOVS VA Version

Page 122

**90° Elbow Insert with SAE Flange Adaptor
Type SFL 90° (3000 PSI Series)**

Insert Type with Pull-Out Protection (Interlock)

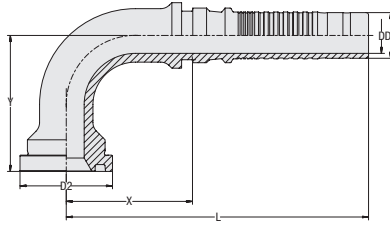
Connection Type SAE Flange Adaptor

Sealing Type O-Ring Face Seal
(O-Ring not included in delivery.)

Standard SAE J 518, ISO 6162-1

Material Carbon Steel

Surface Finishing Zinc/Nickel-Plating



Hose Size			Connection Size		Dimensions (mm/in)							Weight (kg/lbs) ca. per 100	Ordering Codes
DN	inch	Dash	inch	Dash	D	D1	D2	X	L	Y			
12	1/2"	-08	1/2"	-08	9,0	12,5	30,2	40,5	87,5	42,5	13,1	HCI-12-SFL-08-090-M-W3	
					.35	.49	1.19	1.59	3.44	1.67	28.89		
12	1/2"	-08	3/4"	-12	9,0	12,5	38,1	49,0	96,0	51,0	19,1	HCI-12-SFL-12-090-M-W3	
					.35	.49	1.50	1.93	3.78	2.01	42.12		
16	5/8"	-10	3/4"	-12	12,0	16,0	38,1	48,0	105,5	55,5	23,7	HCI-16-SFL-12-090-M-W3	
					.47	.63	1.50	1.89	4.15	2.19	52.26		
19	3/4"	-12	3/4"	-12	14,8	18,8	38,1	52,0	124,5	56,0	29,1	HCI-19-SFL-12-090-M-W3	
					.58	.74	1.50	2.05	4.90	2.20	64.17		
19	3/4"	-12	1"	-16	14,8	18,8	44,5	67,0	139,5	63,5	44,0	HCI-19-SFL-16-090-B-W3	
					.58	.74	1.75	2.64	5.49	2.50	96.91		
25	1"	-16	1"	-16	19,5	25,1	44,5	69,0	148,5	72,0	53,8	HCI-25-SFL-16-090-M-W3	
					.77	.99	1.75	2.72	5.85	2.83	118.63		
25	1"	-16	3/4"	-12	19,5	25,1	38,1	70,0	149,5	64,5	53,9	HCI-25-SFL-12-090-B-W3	
					.77	.99	1.50	2.76	5.89	2.54	118.85		
25	1"	-16	1 1/4"	-20	19,5	25,1	50,8	80,5	160,0	74,0	74,1	HCI-25-SFL-20-090-B-W3	
					.77	.99	2.00	3.17	6.30	2.91	163.39		
31	1 1/4"	-20	1 1/4"	-20	25,0	31,8	50,8	95,0	173,0	86,0	95,0	HCI-31-SFL-20-090-M-W3	
					.98	1.25	2.00	3.74	6.81	3.39	209.48		
31	1 1/4"	-20	1"	-16	25,0	31,8	44,5	83,0	161,0	74,0	86,1	HCI-31-SFL-16-090-B-W3	
					.98	1.25	1.75	3.27	6.34	2.91	189.85		
31	1 1/4"	-20	1 1/2"	-24	25,0	31,8	60,3	99,0	177,0	94,0	125,2	HCI-31-SFL-24-090-B-W3	
					.98	1.25	2.37	3.90	6.97	3.70	276.07		
38	1 1/2"	-24	1 1/2"	-24	31,0	38,3	60,3	108,0	201,0	108,0	135,4	HCI-38-SFL-24-090-M-W3	
					1.22	1.51	2.37	4.25	7.91	4.25	298.56		
38	1 1/2"	-24	1 1/4"	-20	31,0	38,3	50,8	99,0	192,0	92,0	133,6	HCI-38-SFL-20-090-B-W3	
					1.22	1.51	2.00	3.90	7.56	3.62	294.59		
38	1 1/2"	-24	2"	-32	31,0	38,3	71,4	107,0	200,0	103,0	172,3	HCI-38-SFL-32-090-B-W3	
					1.22	1.51	2.81	4.21	7.87	4.06	379.92		
51	2"	-32	2"	-32	40,0	50,6	71,4	141,0	237,0	150,0	303,9	HCI-51-SFL-32-090-M-W3	
					1.57	1.99	2.81	5.55	9.33	5.91	669.99		

Dimension Y ± 2,5 mm / .10 in

Related Products and Accessories


Swage Ferrules

Pages 140-141



Straight Version

Page 153



45° Version

Page 154



ECOVS Version

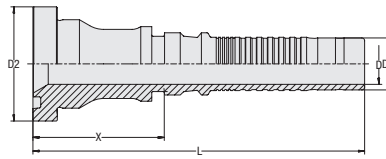
Page 60



ECOVS VA Version

Page 123

**Straight Insert with SAE Flange Adaptor
Type SFS (6000 PSI Series)**



Insert Type with Pull-Out Protection (Interlock)
Connection Type SAE Flange Adaptor
Sealing Type O-Ring Face Seal
 (O-Ring not included in delivery.)
Standard SAE J 518, ISO 6162-2
Material Carbon Steel
Surface Finishing Zinc/Nickel-Plating

D

Hose Size			Connection Size		Dimensions (mm/in)						Weight	Ordering Codes
DN	inch	Dash	inch	Dash	D	D1	D2	X	L	(*9/163) ca. per 100		
12	1/2"	-08	1/2"	-08	9,0	12,5	31,8	43,5	90,5	13,4	HCI-12-SFS-08-M-W3	
					.35	.49	1.25	1.71	3.56	29.55		
12	1/2"	-08	3/4"	-12	9,0	12,5	41,3	47,0	94,0	21,4	HCI-12-SFS-12-M-W3	
					.35	.49	1.63	1.85	3.70	47.19		
16	5/8"	-10	1/2"	-08	12,0	16,0	31,8	50,5	108,0	16,0	HCI-16-SFS-08-M-W3	
					.47	.63	1.25	1.99	4.25	35.28		
16	5/8"	-10	3/4"	-12	12,0	16,0	41,3	44,5	102,0	23,5	HCI-16-SFS-12-M-W3	
					.47	.63	1.63	1.75	4.02	51.71		
16	5/8"	-10	1"	-16	12,0	16,0	47,6	45,5	103,0	28,4	HCI-16-SFS-16-M-W3	
					.47	.63	1.87	1.79	4.06	62.62		
19	3/4"	-12	3/4"	-12	14,8	18,8	41,3	47,5	120,0	26,1	HCI-19-SFS-12-M-W3	
					.58	.74	1.63	1.87	4.72	57.55		
19	3/4"	-12	1"	-16	14,8	18,8	47,6	48,5	121,0	35,7	HCI-19-SFS-16-M-W3	
					.58	.74	1.87	1.91	4.76	78.61		
25	1"	-16	1"	-16	19,5	25,1	47,6	51,5	131,0	40,2	HCI-25-SFS-16-M-W3	
					.77	.99	1.87	2.03	5.16	88.64		
25	1"	-16	3/4"	-12	19,5	25,1	41,3	50,5	130,0	35,8	HCI-25-SFS-12-M-W3	
					.77	.99	1.63	1.99	5.12	78.83		
25	1"	-16	1 1/4"	-20	19,5	25,1	54,0	58,0	137,5	54,3	HCI-25-SFS-20-M-W3	
					.77	.99	2.13	2.28	5.41	119.62		
31	1 1/4"	-20	1 1/4"	-20	25,0	31,8	54,0	69,5	147,5	63,0	HCI-31-SFS-20-M-W3	
					.98	1.25	2.13	2.74	5.81	138.80		
31	1 1/4"	-20	1"	-16	25,0	31,8	47,6	70,0	148,0	59,8	HCI-31-SFS-16-M-W3	
					.98	1.25	1.87	2.76	5.83	131.75		
31	1 1/4"	-20	1 1/2"	-24	25,0	31,8	63,5	74,0	152,0	93,5	HCI-31-SFS-24-M-W3	
					.98	1.25	2.50	2.91	5.98	206.06		
38	1 1/2"	-24	1 1/2"	-24	31,0	38,3	63,5	69,0	162,0	89,2	HCI-38-SFS-24-M-W3	
					1.22	1.51	2.50	2.72	6.38	196.69		
38	1 1/2"	-24	1 1/4"	-20	31,0	38,3	54,0	69,0	162,0	76,9	HCI-38-SFS-20-M-W3	
					1.22	1.51	2.13	2.72	6.38	169.45		
38	1 1/2"	-24	2"	-32	31,0	38,3	79,4	69,0	162,0	131,0	HCI-38-SFS-32-M-W3	
					1.22	1.51	3.13	2.72	6.38	288.74		
51	2"	-32	2"	-32	40,0	50,6	79,4	72,5	168,5	174,6	HCI-51-SFS-32-M-W3	
					1.57	1.99	3.13	2.85	6.63	384.88		

Related Products and Accessories



Swage Ferrules

Pages 140-141



45° Version

Page 157



90° Version

Page 158



ECOVS Version

Page 61

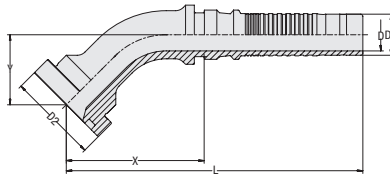


ECOVS VA Version

Page 124

**45° Elbow Insert with SAE Flange Adaptor
Type SFS 45° (6000 PSI Series)**
Insert Type with Pull-Out Protection (Interlock)

Connection Type SAE Flange Adaptor
Sealing Type O-Ring Face Seal
(O-Ring not included in delivery.)
Standard SAE J 518, ISO 6162-2

Material Carbon Steel
Surface Finishing Zinc/Nickel-Plating


Hose Size			Connection Size		Dimensions (mm/in)							Weight (kg/lbs) ca. per 100	Ordering Codes
DN	inch	Dash	inch	Dash	D	D1	D2	X	L	Y			
12	1/2"	-08	1/2"	-08	9,0	12,5	31,8	48,0	95,0	22,5	12,6	HCI-12-SFS-08-045-M-W3	
					.35	.49	1.25	1.89	3.74	.89	27.78		
12	1/2"	-08	3/4"	-12	9,0	12,5	41,3	53,5	100,5	27,0	20,3	HCI-12-SFS-12-045-M-W3	
					.35	.49	1.63	2.11	3.96	1.06	44.76		
16	5/8"	-10	1/2"	-08	12,0	16,0	31,8	57,5	115,0	22,5	16,3	HCI-16-SFS-08-045-M-W3	
					.47	.63	1.25	2.26	4.53	.89	35.94		
16	5/8"	-10	3/4"	-12	12,0	16,0	41,3	60,0	117,5	25,0	23,1	HCI-16-SFS-12-045-M-W3	
					.47	.63	1.63	2.36	4.63	.98	50.83		
16	5/8"	-10	1"	-16	12,0	16,0	47,6	63,5	121,0	29,0	29,3	HCI-16-SFS-16-045-M-W3	
					.47	.63	1.87	2.50	4.76	1.14	64.61		
20	3/4"	-12	3/4"	-12	14,8	18,8	41,3	63,0	135,5	32,0	28,6	HCI-19-SFS-12-045-M-W3	
					.58	.74	1.63	2.48	5.33	1.26	63.06		
20	3/4"	-12	1"	-16	14,8	18,8	47,6	67,5	140,0	31,0	35,6	HCI-19-SFS-16-045-M-W3	
					.58	.74	1.87	2.66	5.51	1.22	78.50		
25	1"	-16	3/4"	-12	19,5	25,1	41,3	90,0	169,0	37,0	45,6	HCI-25-SFS-12-045-M-W3	
					.77	.99	1.63	3.54	6.65	1.46	100.55		
25	1"	-16	1"	-16	19,5	25,1	47,6	81,5	161,5	36,0	49,0	HCI-25-SFS-16-045-M-W3	
					.77	.99	1.87	3.21	6.36	1.42	108.05		
25	1"	-16	1 1/4"	-20	19,5	25,1	54,0	88,0	167,5	42,5	60,9	HCI-25-SFS-20-045-M-W3	
					.77	.99	2.13	3.46	6.59	1.67	134.28		
31	1 1/4"	-20	1"	-16	25,0	31,8	47,6	107,0	185,0	47,0	78,6	HCI-31-SFS-16-045-M-W3	
					.98	1.25	1.87	4.21	7.28	1.85	173.31		
31	1 1/4"	-20	1 1/4"	-20	25,0	31,8	54,0	98,5	176,5	41,5	80,9	HCI-31-SFS-20-045-M-W3	
					.98	1.25	2.13	3.88	6.95	1.63	178.38		
31	1 1/4"	-20	1 1/2"	-24	25,0	31,8	63,5	108,0	186,0	47,5	101,0	HCI-31-SFS-24-045-M-W3	
					.98	1.25	2.50	4.25	7.32	1.87	222.59		
38	1 1/2"	-24	1 1/4"	-20	31,0	38,3	54,0	126,0	219,0	51,5	108,2	HCI-38-SFS-20-045-M-W3	
					1.22	1.51	2.13	4.96	8.62	2.03	238.58		
38	1 1/2"	-24	1 1/2"	-24	31,0	38,3	63,5	120,0	213,0	47,0	120,0	HCI-38-SFS-24-045-M-W3	
					1.22	1.51	2.50	4.72	8.39	1.85	264.60		
38	1 1/2"	-24	2"	-32	31,0	38,3	79,4	131,5	224,5	53,5	161,2	HCI-38-SFS-32-045-M-W3	
					1.22	1.51	3.13	5.18	8.84	2.11	355.45		
51	2"	-32	2"	-32	40,0	50,6	79,4	160,0	256,0	70,0	272,0	HCI-51-SFS-32-045-M-W3	
					1.57	1.99	3.13	6.30	10.08	2.76	599.76		

Dimension Y ± 2,5 mm / .10 in

Related Products and Accessories

Swage Ferrules

Pages 140-141


Straight Version

Page 156


90° Version

Page 158

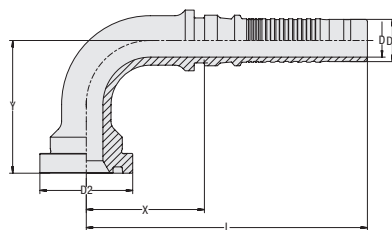

ECOVS Version

Page 62


ECOVS VA Version

Page 125

**90° Elbow Insert with SAE Flange Adaptor
Type SFS 90° (6000 PSI Series)**



Insert Type with Pull-Out Protection (Interlock)
Connection Type SAE Flange Adaptor
Sealing Type O-Ring Face Seal
 (O-Ring not included in delivery.)
Standard SAE J 518, ISO 6162-2
Material Carbon Steel
Surface Finishing Zinc/Nickel-Plating

D

Hose Size			Connection Size		Dimensions (mm/in)							Weight (kg/lbs) ca. per 100	Ordering Codes
DN	inch	Dash	inch	Dash	D	D1	D2	X	L	Y			
12	1/2"	-08	1/2"	-08	9,0	12,5	31,8	39,0	86,0	45,0	14,2	HCI-12-SFS-08-090-M-W3	
					.35	.49	1.25	1.54	3.39	1.77	31.31		
12	1/2"	-08	3/4"	-12	9,0	12,5	41,3	41,5	88,5	50,0	22,0	HCI-12-SFS-12-090-M-W3	
					.35	.49	1.63	1.63	3.48	1.97	48.51		
16	5/8"	-10	1/2"	-08	12,0	16,0	31,8	50,5	108,0	48,0	18,7	HCI-16-SFS-08-090-M-W3	
					.47	.63	1.25	1.99	4.25	1.89	41.12		
16	5/8"	-10	3/4"	-12	12,0	16,0	41,3	50,5	108,0	52,5	25,5	HCI-16-SFS-12-090-M-W3	
					.47	.63	1.63	1.99	4.25	2.07	56.23		
16	5/8"	-10	1"	-16	12,0	16,0	47,6	50,5	108,0	57,0	31,7	HCI-16-SFS-16-090-M-W3	
					.47	.63	1.87	1.99	4.25	2.24	69.90		
19	3/4"	-12	3/4"	-12	14,8	18,8	41,3	52,5	125,0	59,0	32,6	HCI-19-SFS-12-090-M-W3	
					.58	.74	1.63	2.07	4.92	2.32	71.77		
19	3/4"	-12	1"	-16	14,8	18,8	47,6	54,5	127,0	61,5	39,7	HCI-19-SFS-16-090-M-W3	
					.58	.74	1.87	2.15	5.00	2.42	87.54		
25	1"	-16	3/4"	-12	19,5	25,1	41,3	69,0	148,5	70,5	50,2	HCI-25-SFS-12-090-M-W3	
					.77	.99	1.63	2.72	5.85	2.78	110.69		
25	1"	-16	1"	-16	19,5	25,1	47,6	69,0	148,5	73,0	56,2	HCI-25-SFS-16-090-M-W3	
					.77	.99	1.87	2.72	5.85	2.87	123.92		
25	1"	-16	1 1/4"	-20	19,5	25,1	54,0	68,5	148,0	81,5	67,8	HCI-25-SFS-20-090-M-W3	
					.77	.99	2.13	2.70	5.83	3.21	149.50		
31	1 1/4"	-20	1"	-16	25,0	31,8	47,6	93,0	171,0	95,0	95,4	HCI-31-SFS-16-090-M-W3	
					.98	1.25	1.87	3.66	6.73	3.74	210.36		
31	1 1/4"	-20	1 1/4"	-20	25,0	31,8	54,0	91,0	169,0	85,0	97,2	HCI-31-SFS-20-090-M-W3	
					.98	1.25	2.13	3.58	6.65	3.35	214.33		
31	1 1/4"	-20	1 1/2"	-24	25,0	31,8	63,5	89,5	167,5	97,0	116,7	HCI-31-SFS-24-090-M-W3	
					.98	1.25	2.50	3.52	6.59	3.82	257.21		
38	1 1/2"	-24	1 1/4"	-20	31,0	38,3	54,0	111,2	204,0	108,0	131,7	HCI-38-SFS-20-090-M-W3	
					1.22	1.51	2.13	4.38	8.03	4.25	290.40		
38	1 1/2"	-24	1 1/2"	-24	31,0	38,3	63,5	105,0	198,0	99,0	141,5	HCI-38-SFS-24-090-M-W3	
					1.22	1.51	2.50	4.13	7.80	3.90	312.01		
38	1 1/2"	-24	2"	-32	31,0	38,3	79,4	105,0	198,0	113,0	182,5	HCI-38-SFS-32-090-M-W3	
					1.22	1.51	3.13	4.13	7.80	4.45	402.41		
51	2"	-32	2"	-32	40,0	50,6	79,4	136,0	234,0	150,0	326,2	HCI-51-SFS-32-090-M-W3	
					1.57	1.99	3.13	5.35	9.21	5.91	719.27		

Dimension Y ± 2,5 mm / .10 in

Related Products and Accessories



Swage Ferrules

Pages 140-141



Straight Version

Page 156



45° Version

Page 157



ECOPOS Version

Page 63



ECOPOS VA Version

Page 126

**Straight Insert with SAE Flange Adaptor
Type SFC (9000 PSI Series)**

Insert Type with Pull-Out Protection (Interlock)

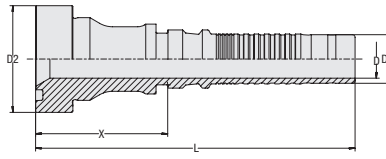
Connection Type SAE Flange Adaptor

Sealing Type O-Ring Face Seal
(O-Ring not included in delivery.)

Standard Caterpillar

Material Carbon Steel

Surface Finishing Zinc/Nickel-Plating



Hose Size			Connection Size		Dimensions (mm/in)					Weight (kg/lbs) ca. per 100	Ordering Codes
DN	inch	Dash	inch	Dash	D	D1	D2	X	L		
19	3/4"	-12	3/4"	-12	14,8	18,8	41,3	51,0	123,5	30,4	HCI-19-SFC-12-M-W3
					.58	.74	1.63	2.01	4.86	67.03	
19	3/4"	-12	1"	-16	19,5	25,1	47,6	56,5	129,0	40,0	HCI-19-SFC-16-M-W3
					.77	.99	1.87	2.22	5.08	88.20	
25	1"	-16	1"	-16	19,5	25,1	47,6	55,0	134,5	45,0	HCI-25-SFC-16-M-W3
					.77	.99	1.87	2.17	5.30	99.23	
25	1"	-16	3/4"	-12	19,5	25,1	41,3	56,5	136,0	40,5	HCI-25-SFC-12-M-W3
					.77	.99	1.63	2.22	5.35	89.30	
25	1"	-16	1 1/4"	-20	25,0	31,8	54,0	51,5	131,0	55,4	HCI-25-SFC-20-M-W3
					.98	1.25	2.13	2.03	5.16	122.05	
31	1 1/4"	-20	1 1/4"	-20	25,0	31,8	54,0	72,5	150,5	67,9	HCI-31-SFC-20-M-W3
					.98	1.25	2.13	2.85	5.93	149.61	
31	1 1/4"	-20	1"	-16	19,5	25,1	47,6	73,0	151,0	63,7	HCI-31-SFC-16-M-W3
					.77	.99	1.87	2.87	5.94	140.35	
31	1 1/4"	-20	1 1/2"	-24	25,0	31,8	63,5	75,5	153,5	95,6	HCI-31-SFC-24-M-W3
					.98	1.25	2.50	2.97	6.04	210.69	
38	1 1/2"	-24	1 1/2"	-24	31,0	38,3	63,5	71,0	164,0	92,7	HCI-38-SFC-24-M-W3
					1.22	1.51	2.50	2.80	6.46	204.29	
38	1 1/2"	-24	1 1/4"	-20	31,0	38,3	54,0	70,0	163,0	78,1	HCI-38-SFC-20-B-W3
					1.22	1.51	2.13	2.76	6.42	172.10	

D
Related Products and Accessories

Swage Ferrules

Pages 140-141

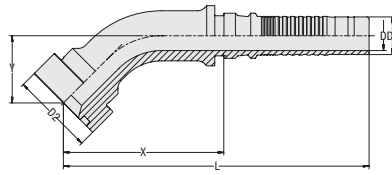

45° Version

Page 160


90° Version

Page 161

**45° Elbow Insert with SAE Flange Adaptor
Type SFC 45° (9000 PSI Series)**



Insert Type with Pull-Out Protection (Interlock)
Connection Type SAE Flange Adaptor
Sealing Type O-Ring Face Seal
 (O-Ring not included in delivery.)
Standard Caterpillar
Material Carbon Steel
Surface Finishing Zinc/Nickel-Plating

D

Hose Size			Connection Size		Dimensions (mm/in)							Weight	Ordering Codes
DN	inch	Dash	inch	Dash	D	D1	D2	X	L	Y	(kg/lbs) ca. per 100		
19	3/4"	-12	3/4"	-12	14,8	18,8	41,3	80,0	152,5	33,5	41,4	HCI-19-SFC-12-045-M-W3	
					.58	.74	1.63	3.15	6.00	1.32	91.29		
19	3/4"	-12	1"	-16	14,8	18,8	47,6	82,0	154,5	35,0	48,6	HCI-19-SFC-16-045-M-W3	
					.58	.74	1.87	3.23	6.08	1.38	107.05		
25	1"	-16	3/4"	-12	19,5	25,1	41,3	96,0	175,5	37,5	54,9	HCI-25-SFC-12-045-M-W3	
					.77	.99	1.63	3.78	6.91	1.48	121.05		
25	1"	-16	1"	-16	19,5	25,1	47,6	94,5	174,0	37,0	62,3	HCI-25-SFC-16-045-M-W3	
					.77	.99	1.87	3.72	6.85	1.46	137.37		
25	1"	-16	1 1/4"	-20	19,5	25,1	54,0	97,5	177,0	40,0	71,3	HCI-25-SFC-20-045-M-W3	
					.77	.99	2.13	3.84	6.97	1.57	157.11		
31	1 1/4"	-20	1"	-16	25,0	31,8	47,6	107,0	185,0	45,0	80,2	HCI-31-SFC-16-045-M-W3	
					.98	1.25	1.87	4.21	7.28	1.77	176.84		
31	1 1/4"	-20	1 1/4"	-20	25,0	31,8	54,0	105,5	183,5	46,5	88,0	HCI-31-SFC-20-045-M-W3	
					.98	1.25	2.13	4.15	7.22	1.83	194.04		
31	1 1/4"	-20	1 1/2"	-24	25,0	31,8	63,5	117,5	185,5	52,0	104,1	HCI-31-SFC-24-045-M-W3	
					.98	1.25	2.50	4.63	7.30	2.05	229.43		
38	1 1/2"	-24	1 1/2"	-24	31,0	38,3	63,5	127,0	220,0	52,0	128,2	HCI-38-SFC-24-045-M-W3	
					1.22	1.51	2.50	5.00	8.66	2.05	282.68		

Dimension Y ± 2,5 mm / .10 in

Related Products and Accessories



Swage Ferrules

Pages 140-141



Straight Version

Page 159

90° Version

Page 161

**90° Elbow Insert with SAE Flange Adaptor
Type SFC 90° (9000 PSI Series)**

Insert Type with Pull-Out Protection (Interlock)

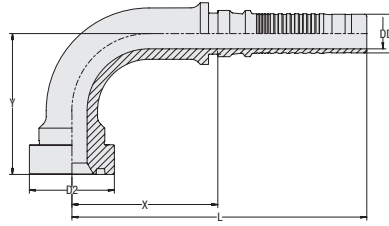
Connection Type SAE Flange Adaptor

Sealing Type O-Ring Face Seal
(O-Ring not included in delivery.)

Standard Caterpillar

Material Carbon Steel

Surface Finishing Zinc/Nickel-Plating



Hose Size			Connection Size		Dimensions (mm/in)							Weight	Ordering Codes
DN	inch	Dash	inch	Dash	D	D1	D2	X	L	Y	(* ² /lbs) ca. per 100		
19	3/4"	-12	3/4"	-12	14,8	18,8	41,3	71,0	143,5	68,5	49,2	HCI-19-SFC-12-090-M-W3	
					.58	.74	1.63	2.80	5.65	2.70	108.49		
19	3/4"	-12	1"	-16	14,8	18,8	47,6	71,5	144,0	71,0	56,5	HCI-19-SFC-16-090-M-W3	
					.58	.74	1.87	2.81	5.67	2.80	124.47		
25	1"	-16	3/4"	-12	19,5	25,1	41,3	82,5	162,0	81,5	66,1	HCI-25-SFC-12-090-M-W3	
					.77	.99	1.63	3.25	6.38	3.21	145.75		
25	1"	-16	1"	-16	19,5	25,1	47,6	82,5	162,0	82,0	74,0	HCI-25-SFC-16-090-M-W3	
					.77	.99	1.87	3.25	6.38	3.23	163.17		
25	1"	-16	1 1/4"	-20	19,5	25,1	54,0	85,5	165,0	83,5	83,3	HCI-25-SFC-20-090-M-W3	
					.77	.99	2.13	3.37	6.50	3.29	183.57		
31	1 1/4"	-20	1"	-16	25,0	31,8	47,6	92,5	170,5	95,5	97,4	HCI-31-SFC-16-090-M-W3	
					.98	1.25	1.87	3.64	6.71	3.76	214.66		
31	1 1/4"	-20	1 1/4"	-20	25,0	31,8	54,0	91,5	169,5	96,0	105,6	HCI-31-SFC-20-090-M-W3	
					.98	1.25	2.13	3.60	6.67	3.78	232.74		
31	1 1/4"	-20	1 1/2"	-24	25,0	31,8	63,5	93,0	171,0	96,0	120,3	HCI-31-SFC-24-090-M-W3	
					.98	1.25	2.50	3.66	6.73	3.78	265.15		
38	1 1/2"	-24	1 1/4"	-20	31,0	38,3	54,0	99,0	192,0	100,0	142,2	HCI-38-SFC-20-090-B-W3	
					1.22	1.51	2.13	3.90	7.56	3.94	313.55		

Dimension Y ± 2,5 mm / .10 in

Related Products and Accessories


Swage Ferrules

Pages 140-141



Straight Version

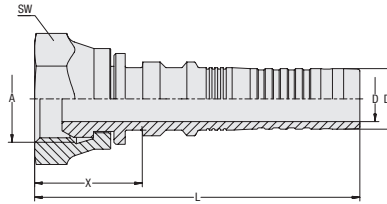
Page 159



45° Version

Page 160

**Straight Insert with Female BSPP Thread and 60° Taper
Type DKR**



Insert Type with Pull-Out Protection (Interlock)
Connection Type Female BSPP Nut Thread
Sealing Type 60° Taper
Standard ISO 8434-6, BS 5200
Material Carbon Steel
Surface Finishing Zinc/Nickel-Plating

D

Hose Size			Connection Size		Dimensions (mm/in)					Weight	Ordering Codes
DN	inch	Dash	Thread	Dash	D	D1	X	L	SW (Hex)	(*9/163) ca. per 100	
16	5/8"	-10	G 5/8"	-10	12,0	16,0	24,0	81,5	30	14,7	HCI-16-DKR-10-C-M-W3
					.47	.63	.94	3.21	1.18	32.41	
16	5/8"	-10	G 1/2"	-08	12,0	16,0	22,0	79,5	27	12,4	HCI-16-DKR-08-C-M-W3
					.47	.63	.87	3.13	1.06	27.34	
16	5/8"	-10	G 3/4"	-12	12,0	16,0	23,0	80,5	32	16,4	HCI-16-DKR-12-C-M-W3
					.47	.63	.91	3.17	1.26	36.05	
19	3/4"	-12	G 3/4"	-12	14,8	18,8	28,0	100,5	32	19,2	HCI-19-DKR-12-C-M-W3
					.58	.74	1.10	3.96	1.26	42.34	
25	1"	-16	G 1"	-16	19,5	25,1	31,0	110,5	41	34,7	HCI-25-DKR-16-C-M-W3
					.77	.99	1.22	4.35	1.61	76.51	
31	1 1/4"	-20	G 1 1/4"	-20	25,0	31,8	33,5	111,5	50	55,0	HCI-31-DKR-20-W-M-W3
					.98	1.25	1.32	4.39	1.97	121.28	

Related Products and Accessories



Swage Ferrules

Pages 140-141



45° Version

Page 163



90° Version

Page 164



ECOVOS Version

Page 64

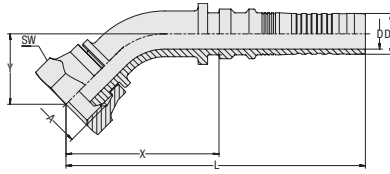


ECOVOS VA Version

Page 127

**45° Elbow Insert with Female BSPP Thread and 60° Taper
Type DKR 45°**
Insert Type with Pull-Out Protection (Interlock)

Connection Type Female BSPP Nut Thread
Sealing Type 60° Taper
Standard ISO 8434-6, BS 5200

Material Carbon Steel
Surface Finishing Zinc/Nickel-Plating


Hose Size			Connection Size		Dimensions (mm/in)							Weight (kg/lbs) ca. per 100	Ordering Codes
DN	inch	Dash	Thread	Dash	D	D1	X	L	Y	SW (Hex)			
16	5/8"	-10	G 5/8"	-10	12,0	16,0	59,5	117,0	26,5	30	20,8	HCI-16-DKR-10-045-C-M-W3	
					.47	.63	2.34	4.61	1.04	1.18	45.75		
16	5/8"	-10	G 3/4"	-12	12,0	16,0	56,5	114,0	23,5	32	21,0	HCI-16-DKR-12-045-C-M-W3	
					.47	.63	2.22	4.49	.93	1.26	46.19		
19	3/4"	-12	G 3/4"	-12	14,8	18,8	67,0	139,5	35,5	32	28,7	HCI-19-DKR-12-045-C-M-W3	
					.58	.74	2.64	5.49	1.40	1.26	63.28		
25	1"	-16	G 1"	-16	19,5	25,1	84,5	164,0	45,5	41	53,5	HCI-25-DKR-16-045-C-M-W3	
					.77	.99	3.33	6.46	1.79	1.61	117.97		
31	1 1/4"	-20	G 1 1/4"	-20	25,0	31,8	104,0	182,0	53,0	50	95,1	HCI-31-DKR-20-045-W-M-W3	
					.98	1.25	4.09	7.17	2.09	1.97	209.70		

Dimension Y ± 2,5 mm / .10 in

D
Related Products and Accessories

Swage Ferrules

Pages 140-141


Straight Version

Page 127


ECOVS Version

Page 65

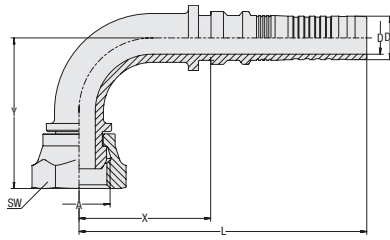

90° Version

Page 129


ECOVS VA Version

Page 128

**90° Elbow Insert with Female BSPP Thread and 60° Taper
Type DKR 90°**



Insert Type with Pull-Out Protection (Interlock)
Connection Type Female BSPP Nut Thread
Sealing Type 60° Taper
Standard ISO 8434-6, BS 5200
Material Carbon Steel
Surface Finishing Zinc/Nickel-Plating

D

Hose Size			Connection Size		Dimensions (mm/in)							Weight (kg/lbs) ca. per 100	Ordering Codes
DN	inch	Dash	Thread	Dash	D	D1	X	L	Y	SW (Hex)			
16	5/8"	-10	G 5/8"	-10	12,0	16,0	48,0	105,5	54,0	30	23,1	HCI-16-DKR-10-090-C-M-W3	
					.47	.63	1.89	4.15	2.13	1.18	50.94		
16	5/8"	-10	G 3/4"	-12	12,0	16,0	44,0	101,5	52,0	32	23,1	HCI-16-DKR-12-090-C-M-W3	
					.47	.63	1.73	4.00	2.05	1.26	50.94		
19	3/4"	-12	G 3/4"	-12	14,8	18,8	52,5	125,0	63,5	32	32,4	HCI-19-DKR-12-090-C-M-W3	
					.58	.74	2.07	4.92	2.50	1.26	71.44		
25	1"	-16	G 1"	-16	19,5	25,1	65,0	144,5	83,0	41	60,6	HCI-25-DKR-16-090-C-M-W3	
					.77	.99	2.56	5.69	3.27	1.61	133.62		
31	1 1/4"	-20	G 1 1/4"	-20	25,0	31,8	84,5	162,5	101,0	50	111,0	HCI-31-DKR-20-090-W-M-W3	
					.98	1.25	3.33	6.40	3.98	1.97	244.64		

Dimension Y ± 2,5 mm / .10 in

Related Products and Accessories



Swage Ferrules

Pages 140-141



Straight Version

Page 162



ECOVOS Version

Page 66



45° Version

Page 163



ECOVOS VA Version

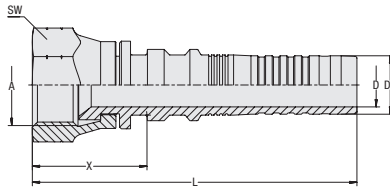
Page 129

Straight Insert with Female UN/UNF Thread and 74° Conical Bore Type DKJ

Insert Type with Pull-Out Protection (Interlock)

Connection Type Female UN/UNF Nut Thread
Sealing Type 74° Conical Bore
Standard ISO 8434-2

Material Carbon Steel
Surface Finishing Zinc/Nickel-Plating



Hose Size			Connection Size		Dimensions (mm/in)						Weight (kg/lbs) ca. per 100	Ordering Codes
DN	inch	Dash	Thread	Dash	D	D1	X	L	SW (Hex)			
10	3/8"	-06	9/16"-18 UNF	-06	6,5	9,6	15,5	57,0	19	4,5	HCI-10-DKJ-06-C-M-W3	
					.26	.38	.61	2.24	.75	9.92		
10	3/8"	-06	3/4"-16 UNF	-08	6,5	9,6	21,0	62,5	24	6,9	HCI-10-DKJ-08-C-M-W3	
					.26	.38	.83	2.46	.94	15.21		
12	1/2"	-08	3/4"-16 UNF	-08	9,0	12,5	17,5	64,0	24	6,8	HCI-12-DKJ-08-C-M-W3	
					.35	.49	.69	2.52	.94	14.99		
12	1/2"	-08	7/8"-14 UNF	-10	9,0	12,5	22,0	69,0	27	10,0	HCI-12-DKJ-10-C-M-W3	
					.35	.49	.87	2.72	1.06	22.05		
16	5/8"	-10	7/8"-14 UNF	-10	12,0	16,0	21,5	79,0	27	12,3	HCI-16-DKJ-10-C-M-W3	
					.47	.63	.85	3.11	1.06	27.01		
16	5/8"	-10	1.1/16"-12 UN	-12	12,0	16,0	23,5	81,0	32	15,6	HCI-16-DKJ-12-C-M-W3	
					.47	.63	.93	3.19	1.26	34.29		
19	3/4"	-12	1.1/16"-12 UN	-12	14,8	18,8	23,0	95,5	32	18,3	HCI-19-DKJ-12-C-M-W3	
					.58	.74	.91	3.76	1.26	40.24		
25	1"	-16	1.5/16"-12 UN	-16	19,5	25,1	22,5	102,5	41	32,0	HCI-25-DKJ-16-C-M-W3	
					.77	.99	.89	4.04	1.61	70.56		
31	1 1/4"	-20	1.5/8"-12 UN	-20	25,0	31,8	25,5	103,5	50	55,2	HCI-31-DKJ-20-W-M-W3	
					.98	1.25	1.00	4.07	1.97	121.72		
38	1 1/2"	-24	1.7/8"-12 UN	-24	31,0	38,3	32,5	125,5	60	86,7	HCI-38-DKJ-24-W-M-W3	
					1.22	1.51	1.28	4.94	2.36	191.17		
51	2"	-32	2.1/2"-12 UN	-32	40,0	50,6	41,0	137,0	75	168,3	HCI-51-DKJ-32-W-M-W3	
					1.57	1.99	1.61	5.39	2.95	371.10		

D

Related Products and Accessories



Swage Ferrules

Pages 140-141



45° Version

Page 166



90° Version

Page 167



ECOVOS Version

Page 69



ECOVOS VA Version

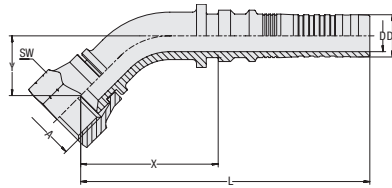
Page 132



POWERVOS Version

Page 181

**45° Elbow Insert with Female UN/UNF Thread and 74° Conical Bore
Type DKJ 45°**



Insert Type with Pull-Out Protection (Interlock)
Connection Type Female UN/UNF Nut Thread
Sealing Type 74° Conical Bore
Standard ISO 8434-2
Material Carbon Steel
Surface Finishing Zinc/Nickel-Plating

D

Hose Size			Connection Size		Dimensions (mm/in)							Weight (kg/lbs) ca. per 100	Ordering Codes
DN	inch	Dash	Thread	Dash	D	D1	X	L	Y	SW (Hex)			
12	1/2"	-08	3/4"-16 UNF	-08	9,0	12,5	44,5	91,5	20,0	24	10,3	HCI-12-DKJ-08-045-C-M-W3	
					.35	.49	1.75	3.60	.79	.94	22.71		
12	1/2"	-08	7/8"-14 UNF	-10	9,0	12,5	44,0	91,0	18,0	27	12,8	HCI-12-DKJ-10-045-C-M-W3	
					.35	.49	1.73	3.58	.71	1.06	28.11		
16	5/8"	-10	7/8"-14 UNF	-10	12,0	16,0	59,0	116,5	25,0	27	18,5	HCI-16-DKJ-10-045-C-M-W3	
					.47	.63	2.32	4.59	.98	1.06	40.79		
16	5/8"	-10	1 1/16"-12 UN	-12	12,0	16,0	56,5	114,0	23,5	32	20,4	HCI-16-DKJ-12-045-C-M-W3	
					.47	.63	2.22	4.49	.93	1.26	44.87		
19	3/4"	-12	1 1/16"-12 UN	-12	14,8	18,8	64,5	136,5	31,0	32	28,3	HCI-19-DKJ-12-045-C-M-W3	
					.58	.74	2.54	5.37	1.22	1.26	62.29		
25	1"	-16	1 5/16"-12 UN	-16	19,5	25,1	83,5	163,0	33,0	41	51,1	HCI-25-DKJ-16-045-C-M-W3	
					.77	.99	3.29	6.42	1.30	1.61	112.68		
31	1 1/4"	-20	1 5/8"-12 UN	-20	25,0	31,8	107,5	185,5	44,0	50	93,4	HCI-31-DKJ-20-045-W-M-W3	
					.98	1.25	4.23	7.30	1.73	1.97	205.95		
38	1 1/2"	-24	1 7/8"-12 UN	-24	31,0	38,3	132,0	225,0	52,0	60	146,3	HCI-38-DKJ-24-045-W-M-W3	
					1.22	1.51	5.20	8.86	2.05	2.36	322.59		
51	2"	-32	2 1/2"-12 UN	-32	40,0	50,6	167,5	263,5	79,5	70	303,6	HCI-51-DKJ-32-045-W-M-W3	
					1.57	1.99	6.59	10.37	3.13	2.76	669.44		

Dimension Y ± 2,5 mm / .10 in

Related Products and Accessories



Swage Ferrules

Pages 140-141



Straight Version

Page 165



ECOVOS Version

Page 70



90° Version

Page 167



ECOVOS VA Version

Page 133

90° Elbow Insert with Female UN/UNF Thread and 74° Conical Bore Type DKJ 90°

Insert Type with Pull-Out Protection (Interlock)

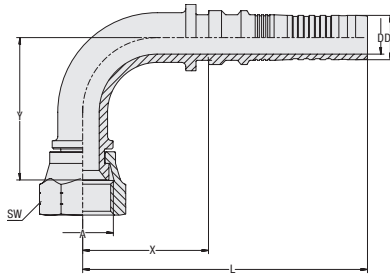
Connection Type Female UN/UNF Nut Thread

Sealing Type 74° Conical Bore

Standard ISO 8434-2

Material Carbon Steel

Surface Finishing Zinc/Nickel-Plating



Hose Size			Connection Size		Dimensions (mm/in)							Weight (kg/lbs) ca. per 100	Ordering Codes
DN	inch	Dash	Thread	Dash	D	D1	X	L	Y	SW (Hex)			
12	1/2"	-08	3/4"-16 UNF	-08	9,0	12,5	38,5	85,5	41,5	24	12,0	HCI-12-DKJ-08-090-C-M-W3	
					.35	.49	1.52	3.37	1.63	.94	26.46		
12	1/2"	-08	7/8"-14 UNF	-10	9,0	12,5	38,5	85,5	41,0	27	14,5	HCI-12-DKJ-10-090-C-M-W3	
					.35	.49	1.52	3.37	1.61	1.06	31.97		
16	5/8"	-10	7/8"-14 UNF	-10	12,0	16,0	51,5	109,0	51,0	27	21,0	HCI-16-DKJ-10-090-C-M-W3	
					.47	.63	2.03	4.29	2.01	1.06	46.31		
16	5/8"	-10	1 1/16"-12 UN	-12	12,0	16,0	50,0	107,5	50,0	32	22,9	HCI-16-DKJ-12-090-C-M-W3	
					.47	.63	1.97	4.23	1.97	1.26	50.49		
19	3/4"	-12	1 1/16"-12 UN	-12	14,8	18,8	52,5	125,0	58,5	32	31,7	HCI-19-DKJ-12-090-C-M-W3	
					.58	.74	2.07	4.92	2.30	1.26	69.79		
25	1"	-16	1 5/16"-12 UN	-16	19,5	25,1	73,0	152,5	69,0	41	58,1	HCI-25-DKJ-16-090-C-M-W3	
					.77	.99	2.87	6.00	2.72	1.61	128.11		
31	1 1/4"	-20	1 5/8"-12 UN	-20	25,0	31,8	88,5	166,5	96,0	50	113,4	HCI-31-DKJ-20-090-W-M-W3	
					.98	1.25	3.48	6.56	3.78	1.97	249.94		
38	1 1/2"	-24	1 7/8"-12 UN	-24	31,0	38,3	113,0	206,0	110,5	60	168,9	HCI-38-DKJ-24-090-W-M-W3	
					1.22	1.51	4.45	8.11	4.35	2.36	372.42		
51	2"	-32	2 1/2"-12 UN	-32	40,0	50,6	140,5	236,5	158,5	75	362,2	HCI-51-DKJ-32-090-W-M-W3	
					1.57	1.99	5.53	9.31	6.24	2.95	798.65		

Dimension Y ± 2,5 mm / .10 in

D

Related Products and Accessories



Swage Ferrules

Pages 140-141



Straight Version

Page 165



ECOVS Version

Page 71



45° Version

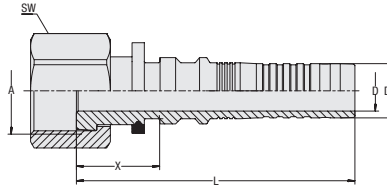
Page 166



ECOVS VA Version

Page 134

Straight Insert with Female UN/UNF Thread for O-Ring Face Seal Connection Type ORS



Insert Type with Pull-Out Protection (Interlock)

Connection Type Female UN/UNF Nut Thread

Sealing Type O-Ring Face Seal

Standard ISO 8434-3

Material Carbon Steel

Surface Finishing Zinc/Nickel-Plating

D

Hose Size			Connection Size		Dimensions (mm/in)						Weight (*90/100) ca. per 100	Ordering Codes
DN	inch	Dash	Thread	Dash	D	D1	X	L	SW (Hex)			
10	3/8"	-06	11/16"-16 UN	-06	6,5 .26	9,6 .38	20,0 .79	61,5 2.42	22 .87	6,4 .25	HCI-10-ORS-06-S-M-W3	
10	3/8"	-06	13/16"-16 UN	-08	6,5 .26	9,6 .38	21,5 .85	63,0 2.48	27 1.06	10,1 .40	HCI-10-ORS-08-S-M-W3	
12	1/2"	-08	13/16"-16 UN	-08	9,0 .35	12,5 .49	19,0 .75	66,0 2.60	27 1.06	8,8 .35	HCI-12-ORS-08-S-M-W3	
16	5/8"	-10	1"-14 UN	-10	12,0 .47	16,0 .63	24,5 .96	82,0 3.23	30 1.18	15,1 .59	HCI-16-ORS-10-S-M-W3	
16	5/8"	-10	1 3/16"-12 UN	-12	12,0 .47	16,0 .63	24,5 .96	82,0 3.23	36 1.42	21,5 .84	HCI-16-ORS-12-S-M-W3	
19	3/4"	-12	1 3/16"-12 UN	-12	14,8 .58	18,8 .74	34,5 1.36	107,0 4.21	36 1.42	25,3 1.00	HCI-19-ORS-12-S-M-W3	
19	3/4"	-12	1 7/16"-12 UN	-16	14,8 .58	18,8 .74	36,0 1.42	108,5 4.27	41 1.61	33,1 1.30	HCI-19-ORS-16-S-M-W3	
25	1"	-16	1 7/16"-12 UN	-16	19,5 .77	25,1 .99	36,0 1.42	115,5 4.55	41 1.61	36,5 1.44	HCI-25-ORS-16-S-M-W3	
31	1 1/4"	-20	1 11/16"-12 UN	-20	25,0 .98	31,8 1.25	36,5 1.44	114,5 4.51	50 1.97	55,2 2.17	HCI-31-ORS-20-S-M-W3	

Related Products and Accessories



Swage Ferrules

Pages 140-141



45° Version

Page 169



90° Version

Page 170



ECOVOS Version

Page 78



ECOVOS VA Version

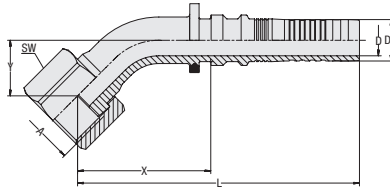
Page 135

45° Elbow Insert with Female UN/UNF Thread for O-Ring Face Seal Connection Type ORS 45°

Insert Type with Pull-Out Protection (Interlock)

Connection Type Female UN/UNF Nut Thread
Sealing Type O-Ring Face Seal
Standard ISO 8434-3

Material Carbon Steel
Surface Finishing Zinc/Nickel-Plating



Hose Size			Connection Size		Dimensions (mm/in)							Weight (kg/lbs) ca. per 100	Ordering Codes
DN	inch	Dash	Thread	Dash	D	D1	X	L	Y	SW (Hex)			
12	1/2"	-08	13/16"-16 UN	-08	9,0	12,5	44,5	91,5	21,5	27	13,9	HCI-12-ORS-08-045-S-M-W3	
					.35	.49	1.75	3.60	.85	1.06	30.65		
16	5/8"	-10	1"-14 UN	-10	12,0	16,0	51,5	109,0	21,5	30	19,0	HCI-16-ORS-10-045-S-M-W3	
					.47	.63	2.03	4.29	.85	1.18	41.90		
19	3/4"	-12	1 3/16"-12 UN	-12	14,8	18,8	71,0	143,5	29,5	36	29,6	HCI-19-ORS-12-045-S-M-W3	
					.58	.74	2.80	5.65	1.16	1.42	65.16		
25	1"	-16	1 7/16"-12 UN	-16	19,5	25,1	86,5	166,0	37,5	41	47,4	HCI-25-ORS-16-045-S-M-W3	
					.77	.99	3.41	6.54	1.48	1.61	104.41		
31	1 1/4"	-20	1 11/16"-12 UN	-20	25,0	31,8	106,5	184,5	46,0	50	75,1	HCI-31-ORS-20-045-S-M-W3	
					.98	1.25	4.19	7.26	1.81	1.97	165.60		

Dimension Y ± 2,5 mm / .10 in

D

Related Products and Accessories



Swage Ferrules

Pages 140-141



Straight Version

Page 168



90° Version

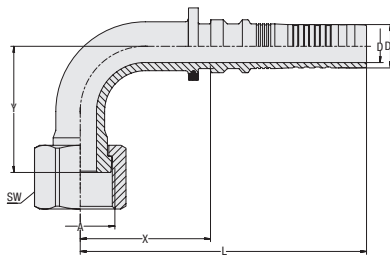
Page 170



ECOVOS Version

Page 79

90° Elbow Insert with Female UN/UNF Thread for O-Ring Face Seal Connection Type ORS 90°



Insert Type with Pull-Out Protection (Interlock)

Connection Type Female UN/UNF Nut Thread

Sealing Type O-Ring Face Seal

Standard ISO 8434-3

Material Carbon Steel

Surface Finishing Zinc/Nickel-Plating

D

Hose Size			Connection Size		Dimensions (mm/in)							Weight (kg/lbs) ca. per 100	Ordering Codes
DN	inch	Dash	Thread	Dash	D	D1	X	L	Y	SW (Hex)			
12	1/2"	-08	13/16"-16 UN	-08	9,0	12,5	38,5	85,5	42,5	27	15,6	HCI-12-ORS-08-090-S-M-W3	
					.35	.49	1.52	3.37	1.67	1.06	34.29		
16	5/8"	-10	1"-14 UN	-10	12,0	16,0	48,0	105,5	46,5	30	21,9	HCI-16-ORS-10-090-S-M-W3	
					.47	.63	1.89	4.15	1.83	1.18	48.29		
19	3/4"	-12	1 3/16"-12 UN	-12	14,8	18,8	57,5	130,0	59,5	36	32,1	HCI-19-ORS-12-090-S-M-W3	
					.58	.74	2.26	5.12	2.34	1.42	70.67		
25	1"	-16	1 7/16"-12 UN	-16	19,5	25,1	75,5	155,0	75,0	41	53,4	HCI-25-ORS-16-090-S-M-W3	
					.77	.99	2.97	6.10	2.95	1.61	117.75		
31	1 1/4"	-20	1 11/16"-12 UN	-20	25,0	31,8	88,0	166,0	94,0	50	84,4	HCI-31-ORS-20-090-S-M-W3	
					.98	1.25	3.46	6.54	3.70	1.97	186.10		

Dimension Y ± 2,5 mm / .10 in

Related Products and Accessories



Swage Ferrules

Pages 140-141



Straight Version

Page 169



ECOIVOS Version

Page 80

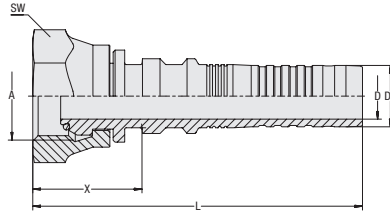


45° Version

Page 170

Straight Insert with Female BSPP Thread and 60° Taper / O-Ring Type DKOR
Insert Type with Pull-Out Protection (Interlock)

Connection Type Female BSPP Nut Thread
Sealing Type 60° Taper with O-Ring
Standard ISO 8434-6, BS 5200

Material Carbon Steel
Surface Finishing Zinc/Nickel-Plating
Sealing Material NBR (Buna-N®)


Hose Size			Connection Size		Dimensions (mm/in)						Weight (kg/lbs) ca. per 100	Ordering Codes
DN	inch	Dash	Thread	Dash	D	D1	X	L	SW (Hex)			
10	3/8"	-06	G 3/8"	-06	6,5 .26	9,6 .38	22,5 .89	64,0 2.52	22 .87	6,4 14.11	HCI-10-DKOR-06-C-OR-B-M-W3	
12	1/2"	-08	G 1/2"	-08	9,0 .35	12,5 .49	25,0 .98	72,0 2.83	27 1.06	10,9 24.03	HCI-12-DKOR-08-C-OR-B-M-W3	
16	5/8"	-10	G 5/8"	-10	12,0 .47	16,0 .63	24,0 .94	81,5 3.21	30 1.18	14,5 31.97	HCI-16-DKOR-10-C-OR-B-M-W3	
19	3/4"	-12	G 3/4"	-12	14,8 .58	18,8 .74	28,0 1.10	100,5 3.96	32 1.26	19,1 42.12	HCI-19-DKOR-12-C-OR-B-M-W3	
25	1"	-16	G 1"	-16	19,5 .77	25,1 .99	31,0 1.22	110,5 4.35	41 1.61	34,5 76.07	HCI-25-DKOR-16-C-OR-B-M-W3	
31	1 1/4"	-20	G 1 1/4"	-20	25,0 .98	31,8 1.25	33,5 1.32	111,5 4.39	50 1.97	54,8 120.83	HCI-31-DKOR-20-W-OR-B-M-W3	
38	1 1/2"	-24	G 1 1/2"	-24	31,0 1.22	38,3 1.51	38,0 1.50	131,0 5.16	55 2.17	76,9 169.56	HCI-38-DKOR-24-W-OR-B-M-W3	
38	1 1/2"	-24	G 2"	-32	31,0 1.22	38,3 1.51	46,5 1.83	144,5 5.69	70 2.76	131,5 289.96	HCI-38-DKOR-32-W-OR-B-M-W3	
51	2"	-32	G 2"	-32	40,0 1.57	50,6 1.99	41,0 1.61	137,0 5.39	70 2.76	152,5 336.15	HCI-51-DKOR-32-W-OR-B-M-W3	

D
Related Products and Accessories

Swage Ferrules

Pages 140-141


45° Version

Page 172


ECOPOS VA Version

Page 136

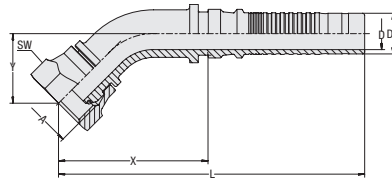

90° Version

Page 173


POWERS Version

Page 182

45° Elbow Insert with Female BSPP Thread and 60° Taper / O-Ring Type DKOR 45°



Insert Type with Pull-Out Protection (Interlock)
Connection Type Female BSPP Nut Thread
Sealing Type 60° Taper with O-Ring
Standard ISO 8434-6, BS 5200
Material Carbon Steel
Surface Finishing Zinc/Nickel-Plating
Sealing Material NBR (Buna-N®)

D

Hose Size			Connection Size		Dimensions (mm/in)							Weight (kg/lbs) ca. per 100	Ordering Codes
DN	inch	Dash	Thread	Dash	D	D1	X	L	Y	SW (Hex)			
10	3/8"	-06	G 3/8"	-06	6,5	9,6	36,5	78,0	18,0	22	7,7		
					.26	.38	1.44	3.07	.71	.87	16.87		
12	1/2"	-08	G 1/2"	-08	9,0	12,5	44,5	91,5	20,0	27	13,1		
					.35	.49	1.75	3.60	.79	1.06	28.89		
19	3/4"	-12	G 3/4"	-12	14,8	18,8	67,0	141,0	30,5	32	28,6		
					.58	.74	2.64	5.55	1.20	1.26	63.06		
25	1"	-16	G 1"	-16	19,5	25,1	93,0	172,5	42,5	41	55,3		
					.77	.99	3.66	6.79	1.67	1.61	121.83		
31	1 1/4"	-20	G 1 1/4"	-20	25,0	31,8	109,0	187,0	47,5	50	98,9		
					.98	1.25	4.29	7.36	1.87	1.97	218.07		
38	1 1/2"	-24	G 1 1/2"	-24	31,0	38,3	138,0	231,0	53,0	55	138,4		
					1.22	1.51	5.43	9.09	2.09	2.17	305.17		
51	2"	-32	G 2"	-32	40,0	50,6	167,0	263,0	77,0	70	289,4		
					1.57	1.99	6.57	10.35	3.03	2.76	638.02		

Dimension Y ± 2,5 mm / .10 in

Related Products and Accessories



Swage Ferrules

Pages 140-141



Straight Version

Page 171

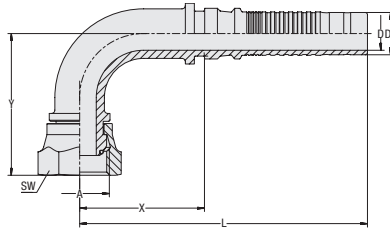


90° Version

Page 173

90° Elbow Insert with Female BSPP Thread and 60° Taper / O-Ring Type DKOR 90°
Insert Type with Pull-Out Protection (Interlock)

Connection Type Female BSPP Nut Thread
Sealing Type 60° Taper with O-Ring
Standard ISO 8434-6, BS 5200

Material Carbon Steel
Surface Finishing Zinc/Nickel-Plating
Sealing Material NBR (Buna-N®)


Hose Size			Connection Size		Dimensions (mm/in)							Weight (kg/lbs) ca. per 100	Ordering Codes
DN	inch	Dash	Thread	Dash	D	D1	X	L	Y	SW (Hex)			
10	3/8"	-06	G 3/8"	-06	6,5	9,6	31,5	73,0	37,0	22	8,8	HCI-10-DKOR-06-090-C-OR-B-M-W3	
					.26	.38	1.24	2.87	1.46	.87	19.29		
12	1/2"	-08	G 1/2"	-08	9,0	12,5	38,5	85,5	41,5	27	14,8	HCI-12-DKOR-08-090-C-OR-B-M-W3	
					.35	.49	1.52	3.37	1.63	1.06	32.52		
19	3/4"	-12	G 3/4"	-12	14,8	18,8	55,0	127,5	60,5	32	32,5	HCI-19-DKOR-12-090-C-OR-B-M-W3	
					.58	.74	2.17	5.02	2.38	1.26	71.66		
25	1"	-16	G 1"	-16	19,5	25,1	75,5	155,0	85,0	41	63,7	HCI-25-DKOR-16-090-C-OR-B-M-W3	
					.77	.99	2.97	6.10	3.35	1.61	140.35		
31	1 1/4"	-20	G 1 1/4"	-20	25,0	31,8	92,0	170,0	96,5	50	114,0	HCI-31-DKOR-20-090-W-OR-B-M-W3	
					.98	1.25	3.62	6.69	3.80	1.97	251.37		
38	1 1/2"	-24	G 1 1/2"	-24	31,0	38,3	118,0	211,0	116,0	55	160,4	HCI-38-DKOR-24-090-W-OR-B-M-W3	
					1.22	1.51	4.65	8.31	4.57	2.17	353.57		
51	2"	-32	G 2"	-32	40,0	50,6	143,0	239,0	157,0	70	351,4	HCI-51-DKOR-32-090-W-OR-B-M-W3	
					1.57	1.99	5.63	9.41	6.18	2.76	774.84		

Dimension Y ± 2,5 mm / .10 in

Related Products and Accessories

Swage Ferrules

Pages 140-141

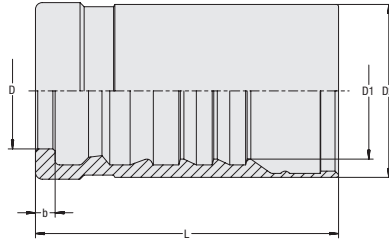

Straight Version

Page 171


45° Version

Page 172

Internal & External Skive Swage Ferrule for Spiral Hose R15

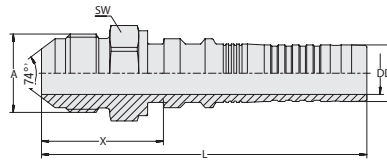


Ferrule Type with Pull-Out Protection (Interlock)
Suitable for Standards R15
 SAE 100 R15
Material Carbon Steel
Surface Finishing Zinc/Nickel-Plating
 Maximum working pressures depending on the type of the hose connector and the hose type.

D

Hose Size			Dimensions (mm/in)					Weight (kg/lbs) ca. per 100	Ordering Codes
DN	inch	Dash	D	D1	D2	L	b		
51	2"	-32	87,0	59,5	71,7	107,0	6,4	127,0	HF-8000-51-W3
			3,43	2,34	2,82	4,21	.25	279,92	

Straight Insert with Male UN/UNF Thread and 74° Taper Type AGJ



Insert Type with Pull-Out Protection (Interlock)
Connection Type Male UN/UNF Thread
Sealing Type 74° Taper
Standard ISO 8434-2
Material Carbon Steel
Surface Finishing Zinc/Nickel-Plating

Hose Size			Connection Size		Dimensions (mm/in)					Weight (kg/lbs) ca. per 100	Ordering Codes
DN	inch	Dash	Thread	Dash	D	D1	X	L	SW (Hex)		
51	2"	-32	2 1/2"-12 UN	-32	40,0	50,8	65,0	173,0	65	160,3	HCM-51-AGJ-32-M-W3
					1,57	2,00	2,56	6,81	2,56	353,35	

**Straight Insert with SAE Flange Adaptor
Type SFL (3000 PSI Series)**

Insert Type with Pull-Out Protection (Interlock)

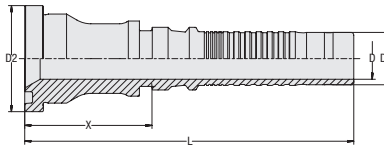
Connection Type SAE Flange Adaptor

Sealing Type O-Ring Face Seal
(O-Ring not included in delivery.)

Standard SAE J 518, ISO 6162-1

Material Carbon Steel

Surface Finishing Zinc/Nickel-Plating



Hose Size			Connection Size		Dimensions (mm/in)						Weight (kg/lbs) ca. per 100	Ordering Codes
DN	inch	Dash	inch	Dash	D	D1	D2	X	L			
51	2"	-32	2"	-32	40,0 1.57	50,8 2.00	71,4 2.81	70,0 2.76	177,5 6.99	143,9 317.19	HCM-51-SFL-32-M-W3	

D
**45° Elbow Insert with SAE Flange Adaptor
Type SFL 45° (3000 PSI Series)**

Insert Type with Pull-Out Protection (Interlock)

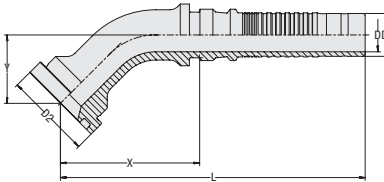
Connection Type SAE Flange Adaptor

Sealing Type O-Ring Face Seal
(O-Ring not included in delivery.)

Standard SAE J 518, ISO 6162-1

Material Carbon Steel

Surface Finishing Zinc/Nickel-Plating



Hose Size			Connection Size		Dimensions (mm/in)						Weight (kg/lbs) ca. per 100	Ordering Codes
DN	inch	Dash	inch	Dash	D	D1	D2	X	L	Y		
51	2"	-32	2"	-32	40,0 1.57	50,8 2.00	71,4 2.81	163,0 6.42	207,5 8.17	72,5 2.85	250,8 553.01	HCM-51-SFL-32-045-M-W3

Dimension Y ± 2,5 mm / .10 in

**90° Elbow Insert with SAE Flange Adaptor
Type SFL 90° (3000 PSI Series)**

Insert Type with Pull-Out Protection (Interlock)

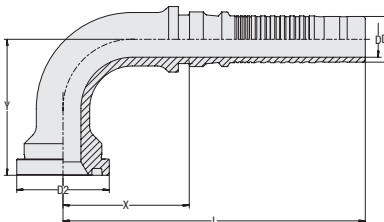
Connection Type SAE Flange Adaptor

Sealing Type O-Ring Face Seal
(O-Ring not included in delivery.)

Standard SAE J 518, ISO 6162-1

Material Carbon Steel

Surface Finishing Zinc/Nickel-Plating



Hose Size			Connection Size		Dimensions (mm/in)						Weight (kg/lbs) ca. per 100	Ordering Codes
DN	inch	Dash	inch	Dash	D	D1	D2	X	L	Y		
51	2"	-32	2"	-32	40,0 1.57	50,8 2.00	79,4 3.13	138,5 5.45	246,0 9.69	150,0 5.91	336,5 741.87	HCM-51-SFS-32-090-M-W3

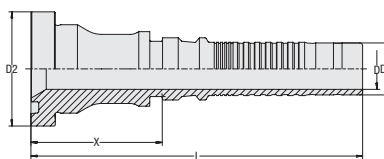
Dimension Y ± 2,5 mm / .10 in

Related Products and Accessories

Swage Ferrule

Page 174

Straight Insert with SAE Flange Adaptor Type SFS (6000 PSI Series)



Insert Type with Pull-Out Protection (Interlock)

Connection Type SAE Flange Adaptor

Sealing Type O-Ring Face Seal
(O-Ring not included in delivery.)

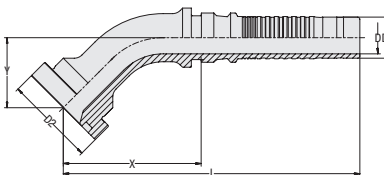
Standard SAE J 518, ISO 6162-2

Material Carbon Steel

Surface Finishing Zinc/Nickel-Plating

Hose Size			Connection Size		Dimensions (mm/in)						Weight (kg/lbs) ca. per 100	Ordering Codes
DN	inch	Dash	inch	Dash	D	D1	D2	X	L			
51	2"	-32	2"	-32	40,0 1.57	50,8 2.00	79,4 3.13	73,5 2.89	181,0 7.13		180,3 397.56	HCM-51-SFS-32-M-W3

45° Elbow Insert with SAE Flange Adaptor Type SFS 45° (6000 PSI Series)



Insert Type with Pull-Out Protection (Interlock)

Connection Type SAE Flange Adaptor

Sealing Type O-Ring Face Seal
(O-Ring not included in delivery.)

Standard SAE J 518, ISO 6162-2

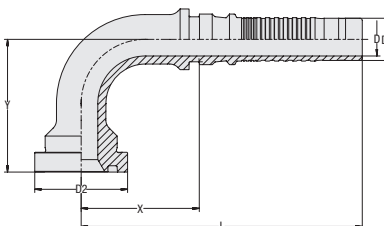
Material Carbon Steel

Surface Finishing Zinc/Nickel-Plating

Hose Size			Connection Size		Dimensions (mm/in)						Weight (kg/lbs) ca. per 100	Ordering Codes
DN	inch	Dash	inch	Dash	D	D1	D2	X	L	Y		
51	2"	-32	2"	-32	40,0 1.57	50,8 2.00	79,4 3.13	160,5 6.32	268,0 10.55	70,0 2.76	277,5 611.78	HCM-51-SFS-32-045-M-W3

Dimension Y ± 2,5 mm / .10 in

90° Elbow Insert with SAE Flange Adaptor Type SFS 90° (6000 PSI Series)



Insert Type with Pull-Out Protection (Interlock)

Connection Type SAE Flange Adaptor

Sealing Type O-Ring Face Seal
(O-Ring not included in delivery.)

Standard SAE J 518, ISO 6162-2

Material Carbon Steel

Surface Finishing Zinc/Nickel-Plating

Hose Size			Connection Size		Dimensions (mm/in)						Weight (kg/lbs) ca. per 100	Ordering Codes
DN	inch	Dash	inch	Dash	D	D1	D2	X	L	Y		
51	2"	-32	2"	-32	40,0 1.57	50,8 2.00	79,4 3.13	138,5 5.45	246,0 9.69	150,0 5.91	336,5 741.87	HCM-51-SFS-32-090-M-W3

Dimension Y ± 2,5 mm / .10 in

Related Products and Accessories



Swage Ferrule

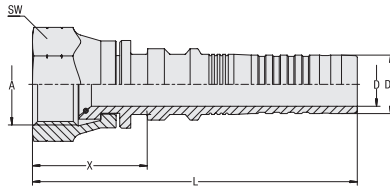
Page 174

Straight Insert with Female UN/UNF Thread and 74° Conical Bore/ O-Ring Type DKOJ

Insert Type with Pull-Out Protection (Interlock)

Connection Type Female UN/UNF Nut Thread
Sealing Type 74° Conical Bore
Standard ISO 8434-2

Material Carbon Steel
Surface Finishing Zinc/Nickel-Plating
Sealing Material NBR (Buna-N®)



Hose Size			Connection Size		Dimensions (mm/in)						Weight (kg/lbs) ca. per 100	Ordering Codes
DN	inch	Dash	Thread	Dash	D	D1	X	L	SW (Hex)			
51	2"	-32	2 1/2"-12 UN	-32	40,0 1.57	50,8 2.00	28,0 1.10	135,5 5.33	70 2.76	135,1 297.79		HCM-51-DKOJ-32-W-OR-B-M-W3

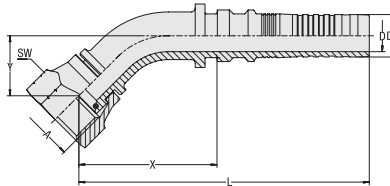
D

45° Elbow Insert with Female UN/UNF Thread and 74° Conical Bore / O-Ring Type DKOJ 45°

Insert Type with Pull-Out Protection (Interlock)

Connection Type Female UN/UNF Nut Thread
Sealing Type 74° Conical Bore
Standard ISO 8434-2

Material Carbon Steel
Surface Finishing Zinc/Nickel-Plating
Sealing Material NBR (Buna-N®)



Hose Size			Connection Size		Dimensions (mm/in)						Weight (kg/lbs) ca. per 100	Ordering Codes	
DN	inch	Dash	Thread	Dash	D	D1	X	L	Y	SW (Hex)			
51	2"	-32	2 1/2"-12 UN	-32	40,0 1.57	50,8 2.00	156,0 6.14	263,5 10.37	67,5 2.66	70 2.76	268,6 592.26		HCM-51-DKOJ-32-045-W-OR-B-M-W3

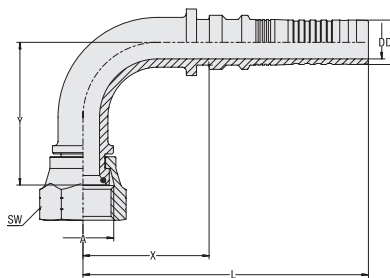
Dimension Y ± 2,5 mm / .10 in

90° Elbow Insert with Female UN/UNF Thread and 74° Conical Bore / O-Ring Type DKOJ 90°

Insert Type with Pull-Out Protection (Interlock)

Connection Type Female UN/UNF Nut Thread
Sealing Type 74° Conical Bore
Standard ISO 8434-2

Material Carbon Steel
Surface Finishing Zinc/Nickel-Plating
Sealing Material NBR (Buna-N®)



Hose Size			Connection Size		Dimensions (mm/in)						Weight (kg/lbs) ca. per 100	Ordering Codes	
DN	inch	Dash	Thread	Dash	D	D1	X	L	Y	SW (Hex)			
51	2"	-32	2 1/2"-12 UN	-32	40,0 1.57	50,8 2.00	141,0 5.55	248,5 9.78	144,0 5.67	70 2.76	329,4 726.33		HCM-51-DKOJ-32-090-W-OR-B-M-W3

Dimension Y ± 2,5 mm / .10 in

Related Products and Accessories



Swage Ferrule

Page 174



Straight Insert
with Female Metric Nut Thread and 24° Taper
DKOS (Heavy Series)

180



Straight Insert
with Female UN/UNF Thread and 74° Conical Bore
DKJ

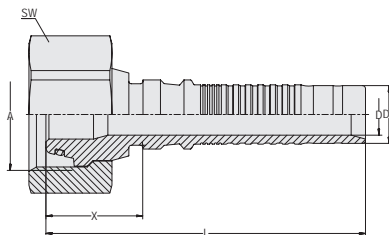
181



Straight Insert
with Female BSPP Thread and 60° Taper / O-Ring
DKOR

182

Straight Insert with Female Metric Nut Thread and 24° Taper / O-Ring Type DKOS (Heavy Series)



Insert Type with Pull-Out Protection (Interlock) for Hammer/Breaker Operation

Connection Type Female Metric Nut Thread
Sealing Type 24° Taper with O-Ring
Standard ISO 8434-1

Material High-Performance Steel
Surface Finishing Zinc/Nickel-Plating
Sealing Material NBR (Buna-N®)

Hose Size			Connection Size		Dimensions (mm/in)						Weight (*9/16) ca. per 100	Ordering Codes
DN	inch	Dash	Thread	Dash	D	D1	X	L	SW (Hex)			
19	3/4"	-12	M36x2	-12	13,5	18,8	31,5	104,0	46	39,6	HCP-19-DK0-25S-S-OR-B-M-W3-VP	
					.53	.74	1.24	4.09	1.81	87.32		
25	1"	-16	M42x2	-16	17,8	25,1	31,5	111,0	50	52,3	HCP-25-DK0-30S-S-OR-B-M-W3-VP	
					.70	.99	1.24	4.37	1.97	115.32		
31	1 1/4"	-20	M52x2	-20	23,0	31,8	36,0	114,0	60	81,5	HCP-31-DK0-38S-S-OR-B-M-W3-VP	
					.91	1.25	1.42	4.49	2.36	179.60		

E

Related Products and Accessories



MULTIVOS Swage Ferrules Pages 140-141



ECOVOS Version Pages 30-31



ECOVOS VA Version Page 108



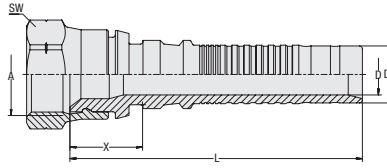
MULTIVOS Version Page 147

**Straight Insert with Female UN/UNF Thread and 74° Conical Bore
Type DKJ**

Insert Type with Pull-Out Protection (Interlock)
for Hammer/Breaker Operation

Connection Type Female UN/UNF Nut Thread
Sealing Type 74° Conical Bore
Standard ISO 8434-2

Material High-Performance Steel
Surface Finishing Zinc/Nickel-Plating



Hose Size			Connection Size		Dimensions (mm/in)						Weight (kg/lbs) ca. per 100	Ordering Codes
DN	inch	Dash	Thread	Dash	D	D1	X	L	SW (Hex)			
19	3/4"	-12	1 1/16"-12 UN	-12	13,5	18,8	24,0	96,5	32	20,2	HCP-19-DKJ-12-C-M-W3-VP	
					.53	.74	.94	3.80	1.26	44.54		
25	1"	-16	1 5/16"-12 UN	-16	17,8	25,1	25,5	105,0	41	36,3	HCP-25-DKJ-16-C-M-W3-VP	
					.70	.99	1.00	4.13	1.61	79.93		
25	1"	-16	1 5/8"-12 UN	-20	17,8	25,1	38,5	118,0	50	54,2	HCP-25-DKJ-20-W-M-W3-VP	
					.70	.99	1.52	4.65	1.97	119.40		
31	1 1/4"	-20	1 5/8"-12 UN	-20	23,0	31,8	34,0	112,0	50	60,9	HCP-31-DKJ-20-W-M-W3-VP	
					.91	1.25	1.34	4.41	1.97	134.28		

E
Related Products and Accessories


MULTIVOS Swage Ferrules Pages 140-141



ECOVOS Version Page 69

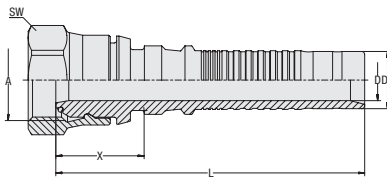


ECOVOS VA Version Page 132



MULTIVOS Version Page 165

Straight Insert with Female BSPP Thread and 60° Taper / O-Ring Type DKOR



Insert Type with Pull-Out Protection (Interlock) for Hammer/Breaker Operation

Connection Type Female BSPP Nut Thread
Sealing Type 60° Taper with O-Ring
Standard ISO 8434-6, BS 5200

Material High-Performance Steel
Surface Finishing Zinc/Nickel-Plating
Sealing Material NBR (Buna-N®)

Hose Size			Connection Size		Dimensions (mm/in)						Weight (*40/lbs) ca. per 100	Ordering Codes
DN	inch	Dash	Thread	Dash	D	D1	X	L	SW (Hex)			
19	3/4"	-12	G 3/4"	-12	13,5	18,8	29,0	101,5	32	21,75	HCP-19-DKOR-12-C-OR-B-M-W3-VP	
					.53	.74	1.14	4.00	1.26	47.96		
25	1"	-16	G 1"	-16	17,8	25,1	30,5	110,0	41	37,55	HCP-25-DKOR-16-C-OR-B-M-W3-VP	
					.70	.99	1.20	4.33	1.61	82.80		
31	1 1/4"	-20	G 1 1/4"	-20	23,0	31,8	36,0	114,0	50	61,40	HCP-31-DKOR-20-W-OR-B-M-W3-VP	
					.91	1.25	1.42	4.49	1.97	135.39		

E

Related Products and Accessories



MULTIVOS Swage Ferrules Pages 140-141



ECOVOS VA Version

Page 136



MULTIVOS Version

Page 171

Checking the Operability of Crimped Hose Connectors by Measuring the Reduction of the Nipple Diameter	186
Test Mandrel Kits for the ECOVOS Hose Connector System	187
Test Mandrel Kits for the MULTIVOS Hose Connector System	187

Checking the Operability of Crimped Hose Connectors by Measuring the Reduction of the Nipple Diameter

Fig. 1: Excessive crimping, maximum reduction of nipple diameter exceeded

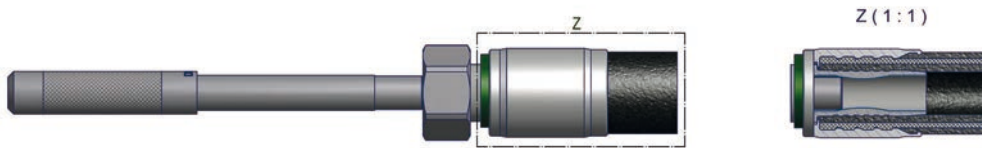


Fig. 1:

The inside nipple diameter is reduced excessively in the sealing zone through the crimp dimension, which is too tight.
ATTENTION: This crimped connector is not functional. This error might result in premature failure of the hose line.
 The crimp diameter must be increased by several tenths of a millimeter!

F

Fig. 2: Maximum reduction of nipple diameter reached

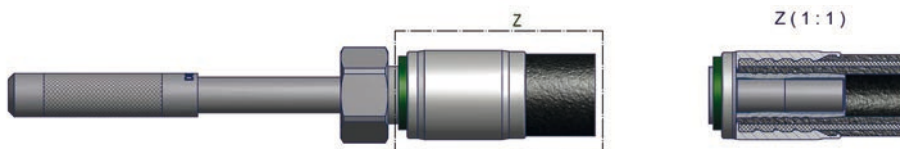


Fig. 2:

This illustration shows the maximum permissible reduction of the inside nipple.
 The crimp diameter should not be reduced any further, since otherwise there might be the risk of a premature failure of the hose line!

Fig. 3: Ideal reduction of nipple diameter




Fig. 3:

The perfect reduction of the nipple diameter has been reached. The crimp diameter should not be changed any more.
 It must, however, be checked prior to any change of the hose batch.
 The reached crimp dimension will correspond to the standard crimp dimension as determined from the press dimension table.

Checking the Operability of Crimped Hose Connectors by Measuring the Reduction of the Nipple Diameter

Fig. 4: Minimum reduction of nipple diameter




Fig. 4:

This illustration shows the minimum permissible reduction of the inside nipple diameter. In this case, it is still possible to reduce the crimping diameter by a few tenths of a millimeter!

Fig. 5: No reduction of nipple diameter

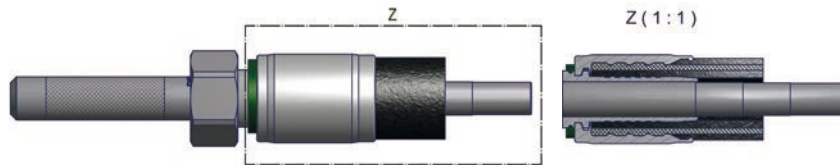


Fig. 5:

Crimping did not cause any reduction of the inside nipple diameter. The crimping diameter is too large.

ATTENTION: This crimped connector is not functional. There is a risk of a leak or of the hose slipping off the crimped connector.

It is necessary to decrease the crimping diameter by several tenths of a millimeter!

Test Mandrel Kits for the ECOVOS Hose Connector System (Hose standards EN 853, EN 856, EN 857)

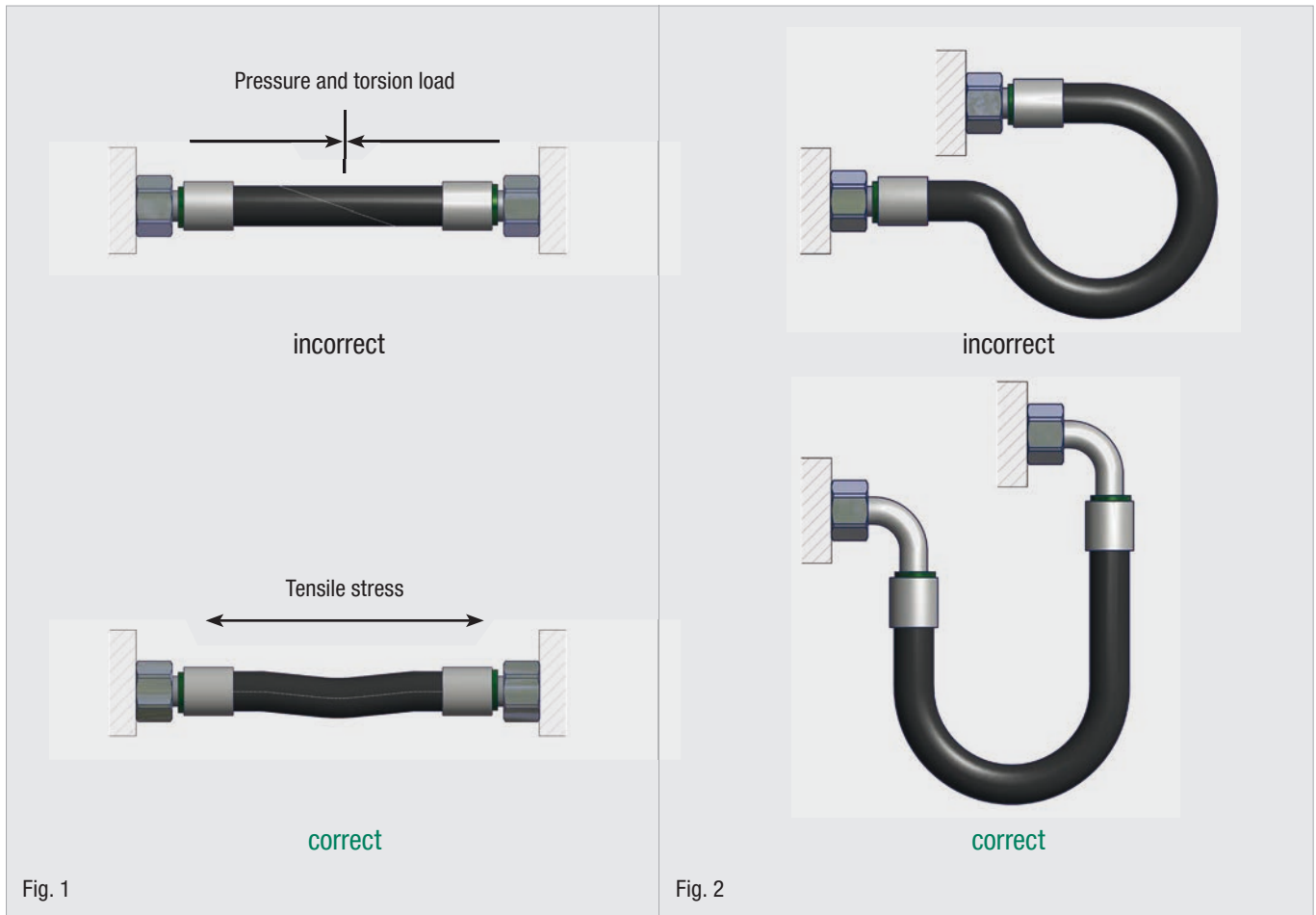
Hose Size			Ordering Codes
DN	inch	Dash	
6	1/4"	-4	HCS-DOR-0625
8	5/16"	-5	
10	3/8"	-6	
12	1/2"	-8	
16	5/8"	-10	
19	3/4"	-12	
25	1"	-16	
31	1 1/4"	-20	HCS-DOR-3151
38	1 1/2"	-24	
51	2"	-32	

Test Mandrel Kits for the MULTIVOS Hose Connector System (Hose standards EN 856, SAE 100 R13, SAE 100 R15)

Hose Size			Ordering Codes
DN	inch	Dash	
10	3/8"	-6	HCI-DOR-1051
12	1/2"	-8	
16	5/8"	-10	
19	3/4"	-12	
25	1"	-16	
31	1 1/4"	-20	
38	1 1/2"	-24	
51	2"	-32	

Correct Installation Techniques	190
Pulse Testing	194
Pressure Testing	195
Working Pressures for Hose Connectors	196

Correct Installation Techniques



G

Avoid twisting the hose. Hoses must be installed in such a way there is no resultant tensile stress except from the own weight of hose (see Fig. 1).

Wherever possible, hoses should be installed in accordance with their natural position, whereby the bending radius must not be less than the minimum permitted bending radius (see Fig. 2).

Hose assemblies – requirements, installation according to DIN 20066

Hose assemblies must conform to the requirements of the relevant hose and hose connector standards.

However, if the hose and the hose connectors have different nominal pressures, only the lower nominal pressure may be used as the maximum permitted working pressure.



All hose connectors used must conform to the requirements of the dynamic pressure test as per ISO 6803 when interconnected with the hoses to be used in the application.

Hose connectors must conform to the requirements stipulated in DIN 20066 Part 1.

Ready assembled hose assemblies must not display any defects during a test in accordance with ISO 6803. Temporary drip formation between the insert and the socket is permitted during a pressure test with the prescribed test pressure.

All hose assemblies must display the markings of the hose manufacturer, the date of manufacture (year and month) and the max. permitted working pressure for the assembly.

Correct Installation Techniques



If the hose is to be installed bent, select a length that prevents the design bending of the hose from starting until after a length of approximately 1.5 d.

If necessary, install an anti-kinking device (see Fig 3 and 4).

G

Correct Installation Techniques



incorrect



incorrect



correct



correct

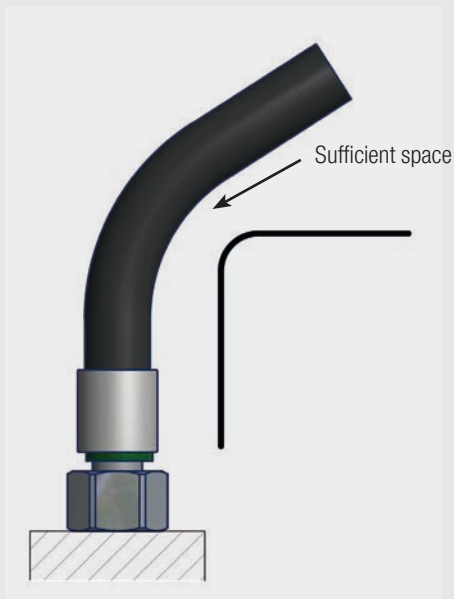
Fig. 5

Fig. 6

Use suitable hose connectors or connection pieces to prevent additional loads on the hose (see Fig. 5 and 6).

G

Correct Installation Techniques

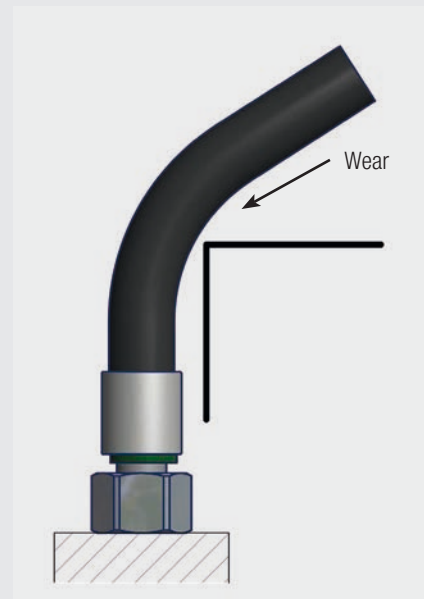


correct

Fig. 7

Avoid external mechanical effects on the hose, and prevent the hoses from rubbing against each other or other components, by installing and attaching them correctly (see Fig. 7).

If necessary, secure the hoses with protective coverings. Always cover sharp edges (see Fig. 8).

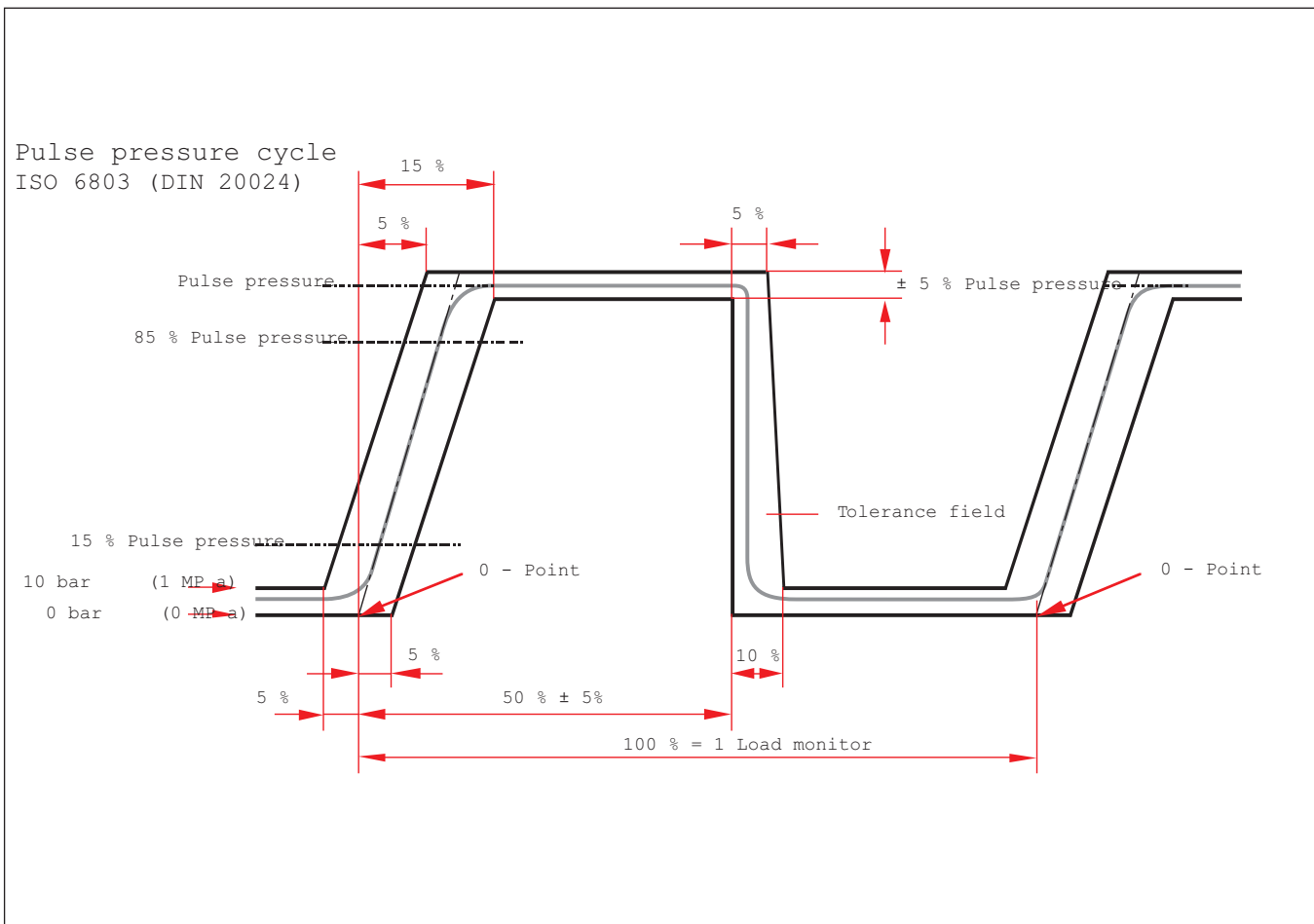


incorrect

Fig. 8

The above requirements, shown here as extracts, must be complied with to guarantee the reliability of hoses and to ensure that their service life is not reduced by additional stress.

Pulse Testing



G

The pulse test is a service life test for hose assemblies. It comes very close to conditions encountered in practice. STAUFF hose connectors are mounted on hoses of various manufactures and pulse tested in order to guarantee the best possible production quality.

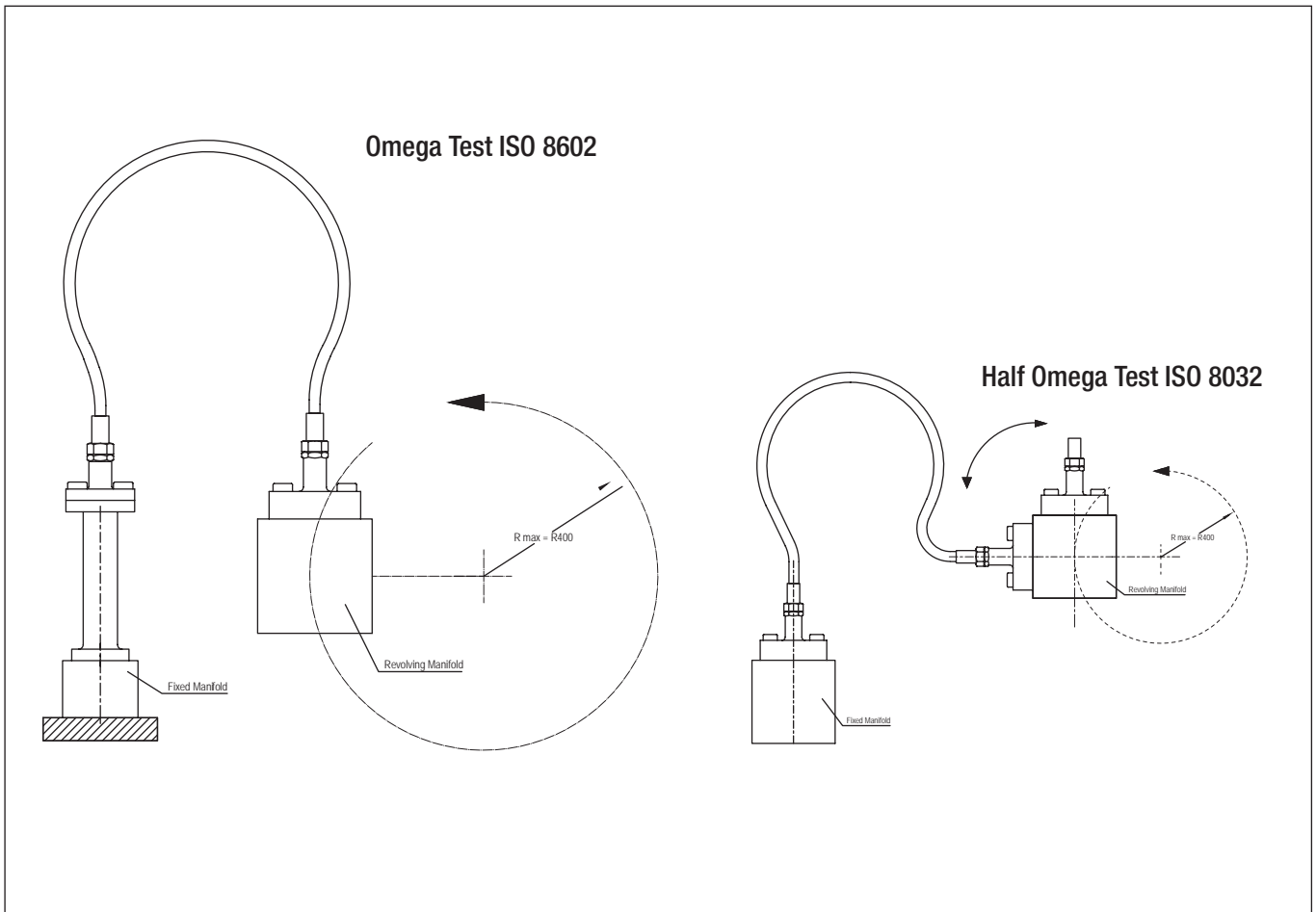
During the test, the test samples are exposed – usually under static bending loads and installation at 90° or 180° - to continually increasing loads between almost zero pressure and a value, depending on the type of hose, of 20% to 33% above working pressure. The load change frequency is $1 \pm 0,25$ Hz. The decisive statement of the pulse test is the number of load changes until failure of the hose assembly occurs.

The pulse pressure test is made with a testing liquid according to the

ISO viscosity class 46 and at a test temperature of 100°C or 120°C according to the displayed trapezoid curve.

STAUFF is not only able to realize pulse tests according to ISO 6803 but also pursuant to ISO 6802 (OMEGA TEST), ISO 8032 (HALF OMEGA TEST) with dynamic alternating bending loads, and there is also the opportunity to realize the well known KOMATSU TEST. These dynamic tests can be performed according to customers' requests.

Standard values and other information on pulse test methods can be found in the standards SAE J343, ISO S1436, ISO 8032, ISO 6802 and ISO 6803.



Working and Test Pressure

The working pressure corresponds to about 25% of the specified bursting pressure, achieving a safety factor of 4. In case of special hoses or very large nominal diameters the safety factor may be somewhat reduced, but should never be lower than safety factor 3. However, this falls under the responsibility of the hose manufacturers.

The test pressure that every finished hose assembly should be subjected to is generally 70% of the bursting pressure, so that the hose is required to prove a sufficient safety factor during the test.

Burst Pressure

The burst pressure of a hose line is a theoretic value without use for the operator. The burst pressure indication itself is not very informative due to its various definition types. In practice this value must never be reached - even not approximately - due to the security specifications for each installation.

The test procedures for the hydrostatic test pressure and for the burst pressure test are defined in the standards EN ISO 1402 and SAE J343.

Working Pressures for Hose Connectors (bar)

Hose Size											
DN	05	06	08	10	12	16	19	25	31	38	51
Dash	-03	-04	-05	-06	-08	-10	-12	-16	-20	-24	-32
Standard Connection Size											
BSP	1/8"	1/4"	5/16"	3/8"	1/2"	5/8"	3/4"	1"	1 1/4"	1 1/2"	2"
UN/UNF	3/8"-24 UNF	7/16"-20 UNF	1/2"-20 UNF	9/16"-18 UNF	3/4"-16 UNF	7/8"-14 UNF	1 1/16"-12 UN	1 5/16"-12 UN	1 5/8"-12 UN	1 7/8"-12 UN	2 1/2"-12 UN
ORFS		9/16"-18 UNF	11/16"-16 UN	13/16"-16 UN	13/16"-16 UN	1"-14 UNS	1 3/16"-12 UN	1 7/16"-12 UN	1 11/16"-12 UN	2"-12 UN	
NPT	1/8"-27 NPTF	1/4"-18 NPTF		3/8"-18 NPTF	1/2"-14 NPTF		3/4"-14 NPTF	1"-12.5 NPTF	1 1/4"-11.5 NPTF	1 1/2"-11.5 NPTF	2"-11.5 NPTF
Metr. (L)	M12x1,5 Tube Ø 6 mm	M14x1,5 Tube Ø 8 mm	M16x1,5 Tube Ø 10 mm	M18x1,5 Tube Ø 12 mm	M22x1,5 Tube Ø 15 mm	M26x1,5 Tube Ø 18 mm	M30x2 Tube Ø 22 mm	M36x2 Tube Ø 28 mm	M45x2 Tube Ø 35 mm	M52x2 Tube Ø 42 mm	
Metr. (S)	M16x1,5 Tube Ø 8 mm	M18x1,5 Tube Ø 10 mm	M20x1,5 Tube Ø 12 mm	M20x1,5 ¹ Tube Ø 12 mm	M24x1,5 Tube Ø 16 mm	M30x2 Tube Ø 20 mm	M36x2 Tube Ø 25 mm	M42x2 Tube Ø 30 mm	M52x2 Tube Ø 38 mm		
Connection Type and Working Pressure (bar)											
CEL	420	450	420	385	350	290	280	200	175	100	
DKOL	420	450	420	385	350	290	280	200	175	100	
CES	630	630	630	630	450	420	420	420	420		
DKOS	630	630	630	630	450	420	420	420	420		
DKK							M30x1,5 63	M38x1,5 63	M45x1,5 63	M52x1,5 63	M65x2 40
SFL					345	345	345	345	272	207	207
SFS					413	413	413	413	413	413	413
AGR	350	350	350	350	315	315	250	200	180	125	80
DKR	350	350	350	350	315	315	250	200	180	125	80
DKOR	400	400	400	400	350	350	315	250	200	160	125
AGJ	345	310	276	276	276	210	210	170	140	105	80
DKJ	345	310	276	276	276	210	210	170	140	105	80
AGN	345	310	276	276	276	210	210	170	140	105	80
ORFS	413	413	413	413	413	413	413	345	345	275	207
RGN(G) ²	300	270	250	200	180	165	150	135			
Hose Type and Working Pressure (bar)											
2TE EN 854	80	75	68	63	58	50	45	40			
3TE EN 854	160	145	130	110	93	80	70	55	45	40	33
1ST / 1SN / 1SC EN 853 / EN 857	250	225	215	180	180	130	105	88	63	50	40
2ST / 2SN / 2SC EN 853 / EN 857	415	400	350	330	275	250	215	165	125	90	80
4SP EN 856		450		445	415	350	350	280	210	185	165
4SH EN 856						450	420	380	325	290	250
R15 SAE 100 R15						414	414	414	414	414	414

¹ Connection size 14S (M22x1,5) has been replaced by connection size 12S (M20x1,5) in DIN EN 20066.

² The indicated working pressure has been determined empirically and under laboratory conditions respectively (burst pressure : 4 x 0,9).

Working Pressures for Hose Connectors (PSI)

Hose Size											
DN	05	06	08	10	12	16	19	25	31	38	51
Dash	-03	-04	-05	-06	-08	-10	-12	-16	-20	-24	-32
Standard Connection Size											
BSP	1/8"	1/4"	5/16"	3/8"	1/2"	5/8"	3/4"	1"	1 1/4"	1 1/2"	2"
UN/UNF	3/8"-24 UNF	7/16"-20 UNF	1/2"-20 UNF	9/16"-18 UNF	3/4"-16 UNF	7/8"-14 UNF	1 1/16"-12 UN	1 5/16"-12 UN	1 5/8"-12 UN	1 7/8"-12 UN	2 1/2"-12 UN
ORFS			9/16"-18 UNF		11/16"-16 UN	13/16"-16 UN	1"-14 UNS	1 3/16"-12 UN	1 7/16"-12 UN	1 11/16"-12 UN	2"-12 UN
NPT	1/8"-27 NPTF	1/4"-18 NPTF		3/8"-18 NPTF	1/2"-14 NPTF		3/4"-14 NPTF	1"-12.5 NPTF	1 1/4"-11.5 NPTF	1 1/2"-11.5 NPTF	2"-11.5 NPTF
Metr. (L)	M12x1,5 Tube Ø 6 mm	M14x1,5 Tube Ø 8 mm	M16x1,5 Tube Ø 10 mm	M18x1,5 Tube Ø 12 mm	M22x1,5 Tube Ø 15 mm	M26x1,5 Tube Ø 18 mm	M30x2 Tube Ø 22 mm	M36x2 Tube Ø 28 mm	M45x2 Tube Ø 35 mm	M52x2 Tube Ø 42 mm	
Metr. (S)	M16x1,5 Tube Ø 8 mm	M18x1,5 Tube Ø 10 mm	M20x1,5 Tube Ø 12 mm	M20x1,5 ¹ Tube Ø 12 mm	M24x1,5 Tube Ø 16 mm	M30x2 Tube Ø 20 mm	M36x2 Tube Ø 25 mm	M42x2 Tube Ø 30 mm	M52x2 Tube Ø 38 mm		
Connection Type and Working Pressure (PSI)											
CEL	6092	6527	6092	5584	5076	4206	4061	2901	2538	1450	
DKOL	6092	6527	6092	5584	5076	4206	4061	2901	2538	1450	
CES	9137	9137	9137	9137	6527	6092	6092	6092	6092		
DKOS	9137	9137	9137	9137	6527	6092	6092	6092	6092		
DKK							M30x1,5 914	M38x1,5 914	M45x1,5 914	M52x1,5 914	M65x2 580
SFL					5000	5000	5000	5000	4000	3000	3000
SFS					6000	6000	6000	6000	6000	6000	6000
AGR	5075	5075	5075	5075	4568	4568	3625	2900	2610	1813	1160
DKR	5075	5075	5075	5075	4568	4568	3625	2900	2610	1813	1160
DKOR	5800	5800	5800	5800	5075	5075	4568	3625	2900	2320	1813
AGJ	5000	5000	4000	4000	4000	3000	3000	2500	2000	1500	1160
DKJ	5000	5000	4000	4000	4000	3000	3000	2500	2000	1500	1160
AGN	5000	5000	4000	4000	4000	3000	3000	2500	2000	1500	1160
ORFS	6000	6000	6000	6000	6000	6000	6000	5000	5000	4000	3000
RGN(G) ²	4350	3915	3625	2900	2610	2393	2175	1958			
Hose Type and Working Pressure (PSI)											
2TE EN 854	1160	1088	986	914	841	725	653	580			
3TE EN 854	2320	2103	1885	1595	1349	1160	1015	798	653	580	479
1ST / 1SN / 1SC EN 853 / EN 857	3625	3263	3118	2610	2610	1885	1523	1276	914	725	580
2ST / 2SN / 2SC EN 853 / EN 857	6018	5800	5075	4785	3988	3625	3118	2393	1813	1305	1160
4SP EN 856		6525		6453	6018	5075	5075	4060	3045	2683	2393
4SH EN 856						6525	6090	5510	4713	4205	3625
R15 SAE 100 R15						6000	6000	6000	6000	6000	6000

¹ Connection size 14S (M22x1,5) has been replaced by connection size 12S (M20x1,5) in DIN EN 20066.

² The indicated working pressure has been determined empirically and under laboratory conditions respectively (burst pressure : 4 x 0,9).

Product-Specific Abbreviations

200

Product-Specific Abbreviations

Abbreviation	Product Category	Product Description	Page
15000	ECOVOS Carbon Steel Hose Connectors	UVOS Skive/Non-Skive Swage Ferrule for Braided and Spiral Hose	14
15011	ECOVOS Carbon Steel Hose Connectors	Non-Skive Swage Ferrule for Braided Hose	16
15011	ECOVOS VA Stainless Steel Hose Connectors	Non-Skive Swage Ferrule for Braided Hose	92
15021	ECOVOS Carbon Steel Hose Connectors	Skive/Non-Skive Swage Ferrule for Braided Hose	17
15021	ECOVOS VA Stainless Steel Hose Connectors	Skive/Non-Skive Swage Ferrule for Braided Hose	93
15031	ECOVOS Carbon Steel Hose Connectors	Skive Swage Ferrule for Braided and Spiral Hose	18
15031	ECOVOS VA Stainless Steel Hose Connectors	Skive Swage Ferrule for Braided and Spiral Hose	94
15037	ECOVOS ⁺ Interlocking Protection for Hose Connectors	Skive Swage Ferrule for Spiral Hose	88
15211	ECOVOS Carbon Steel Hose Connectors	AGRIVOS Non-Skive Swage Ferrule for Compact Braided Hose	19
15311	ECOVOS Carbon Steel Hose Connectors	CVOS Non-Skive Swage Ferrule for Compact Braided Hose	20
15330	ECOVOS Carbon Steel Hose Connectors	Non-Skive Swage Ferrule for Hose with Textile Insert	21
15330	ECOVOS VA Stainless Steel Hose Connectors	Non-Skive Swage Ferrule for Hose with Textile Insert	95
15415	MULTIVOS High-Pressure Carbon Steel Hose Connectors	Skive Swage Ferrule for Spiral Hose	140
15425	MULTIVOS High-Pressure Carbon Steel Hose Connectors	Skive Swage Ferrule for Spiral Hose	140
15435	MULTIVOS High-Pressure Carbon Steel Hose Connectors	Skive Swage Ferrule for Spiral Hose	141
15445	MULTIVOS High-Pressure Carbon Steel Hose Connectors	Skive Swage Ferrule for Spiral Hose	141
15468	MULTIVOS High-Pressure Carbon Steel Hose Connectors	Skive Swage Ferrule for Spiral Hose	174
AGJ	ECOVOS Carbon Steel Hose Connectors	Straight Insert with Male UN/UNF Thread and 74° Taper	50
AGJ	ECOVOS VA Stainless Steel Hose Connectors	Straight Insert with Male UN/UNF Thread and 74° Taper	117
AGJ	MULTIVOS High-Pressure Carbon Steel Hose Connectors	Straight Insert with Male UN/UNF Thread and 74° Taper	151 / 174
AGJG	ECOVOS Carbon Steel Hose Connectors	Straight Insert with Male BSPP Thread and 60° Taper	51
AGJG 45°	ECOVOS Carbon Steel Hose Connectors	45° Elbow Insert with Male BSPP Thread and 60° Taper	52
AGJG 90°	ECOVOS Carbon Steel Hose Connectors	90° Elbow Insert with Male BSPP Thread and 60° Taper	53
AGJM	ECOVOS Carbon Steel Hose Connectors	Straight Insert with Male Metric Thread and 60° Taper	54
AGJM 90°	ECOVOS Carbon Steel Hose Connectors	90° Elbow Insert with Male Metric Thread and 60° Taper	55
AGN	ECOVOS Carbon Steel Hose Connectors	Straight Insert with Male NPTF Thread and 60° Conical Bore	56
AGN	ECOVOS VA Stainless Steel Hose Connectors	Straight Insert with Male NPTF Thread and 60° Conical Bore	120
AGN	MULTIVOS High-Pressure Carbon Steel Hose Connectors	Straight Insert with Male NPTF Thread and 60° Conical Bore	152
AGR	ECOVOS Carbon Steel Hose Connectors	Straight Insert with Male BSPP Thread and 60° Conical Bore	47
AGR	ECOVOS VA Stainless Steel Hose Connectors	Straight Insert with Male BSPP Thread and 60° Conical Bore	116
AGR	MULTIVOS High-Pressure Carbon Steel Hose Connectors	Straight Insert with Male BSPP Thread and 60° Conical Bore	150
AGRF	ECOVOS Carbon Steel Hose Connectors	Straight Insert with Male BSPP Thread	48
AGRF	ECOVOS VA Stainless Steel Hose Connectors	Straight Insert with Male BSPP Thread	118
AGRK	ECOVOS Carbon Steel Hose Connectors	Straight Insert with Male BSPT Thread	49
AGRK	ECOVOS VA Stainless Steel Hose Connectors	Straight Insert with Male BSPT Thread	119
AS	ECOVOS ⁺ Interlocking Protection for Hose Connectors	Mobile Interlocking Protection Ring	88
BEL	ECOVOS VA Stainless Steel Hose Connectors	Straight Insert with Standpipe	96
BEL 45°	ECOVOS VA Stainless Steel Hose Connectors	45° Elbow Insert with Standpipe	97
BEL 90°	ECOVOS VA Stainless Steel Hose Connectors	90° Elbow Insert with Standpipe	98
BES	ECOVOS VA Stainless Steel Hose Connectors	Straight Insert with Standpipe	99
BES 45°	ECOVOS VA Stainless Steel Hose Connectors	45° Elbow Insert with Standpipe	100
BES 90°	ECOVOS VA Stainless Steel Hose Connectors	90° Elbow Insert with Standpipe	101
CEL	ECOVOS Carbon Steel Hose Connectors	Straight Insert with Male Metric Thread and 24° Conical Bore	22
CEL	ECOVOS VA Stainless Steel Hose Connectors	Straight Insert with Male Metric Thread and 24° Conical Bore	102
CEL	MULTIVOS High-Pressure Carbon Steel Hose Connectors	Straight Insert with Male Metric Thread and 24° Conical Bore	142
CES	ECOVOS Carbon Steel Hose Connectors	Straight Insert with Male Metric Thread and 24° Conical Bore	23
CES	ECOVOS VA Stainless Steel Hose Connectors	Straight Insert with Male Metric Thread and 24° Conical Bore	103
CES	MULTIVOS High-Pressure Carbon Steel Hose Connectors	Straight Insert with Male Metric Thread and 24° Conical Bore	143
DKJ	ECOVOS Carbon Steel Hose Connectors	Straight Insert with Female UN/UNF Thread and 74° Conical Bore	69
DKJ	ECOVOS VA Stainless Steel Hose Connectors	Straight Insert with Female UN/UNF Thread and 74° Conical Bore	132
DKJ	MULTIVOS High-Pressure Carbon Steel Hose Connectors	Straight Insert with Female UN/UNF Thread and 74° Conical Bore	165
DKJ	POWERVOS High-Performance Steel Hose Connectors	Straight Insert with Female UN/UNF Thread and 74° Conical Bore	181
DKJ 45°	ECOVOS Carbon Steel Hose Connectors	45° Elbow Insert with Female UN/UNF Thread and 74° Conical Bore	70
DKJ 45°	ECOVOS VA Stainless Steel Hose Connectors	45° Elbow Insert with Female UN/UNF Thread and 74° Conical Bore	133
DKJ 45°	MULTIVOS High-Pressure Carbon Steel Hose Connectors	45° Elbow Insert with Female UN/UNF Thread and 74° Conical Bore	166
DKJ 90°	ECOVOS Carbon Steel Hose Connectors	90° Elbow Insert with Female UN/UNF Thread and 74° Conical Bore	71
DKJ 90°	ECOVOS VA Stainless Steel Hose Connectors	90° Elbow Insert with Female UN/UNF Thread and 74° Conical Bore	134
DKJ 90°	MULTIVOS High-Pressure Carbon Steel Hose Connectors	90° Elbow Insert with Female UN/UNF Thread and 74° Conical Bore	167
DKJG	ECOVOS Carbon Steel Hose Connectors	Straight Insert with Female BSPP Thread and 60° Conical Bore	72
DKJG 45°	ECOVOS Carbon Steel Hose Connectors	45° Elbow Insert with Female BSPP Thread and 60° Conical Bore	73
DKJG 90°	ECOVOS Carbon Steel Hose Connectors	90° Elbow Insert with Female BSPP Thread and 60° Conical Bore	74
DKJM	ECOVOS Carbon Steel Hose Connectors	Straight Insert with Female Metric Thread and 60° Conical Bore	75
DKJM 45°	ECOVOS Carbon Steel Hose Connectors	45° Elbow Insert with Female Metric Thread and 60° Conical Bore	76
DKJM 90°	ECOVOS Carbon Steel Hose Connectors	90° Elbow Insert with Female Metric Thread and 60° Conical Bore	77
DKK	ECOVOS Carbon Steel Hose Connectors	Straight Insert with Female Metric Nut Thread and Metal Seat	44
DKK	ECOVOS VA Stainless Steel Hose Connectors	Straight Insert with Female Metric Nut Thread and Metal Seat	113
DKK 45°	ECOVOS Carbon Steel Hose Connectors	45° Elbow Insert with Female Metric Thread and Metal Seat	45
DKK 90°	ECOVOS Carbon Steel Hose Connectors	90° Elbow Insert with Female Metric Thread and Metal Seat	46
DKK 90°	ECOVOS VA Stainless Steel Hose Connectors	90° Elbow Insert with Female Metric Thread and Metal Seat	115
DKL	ECOVOS VA Stainless Steel Hose Connectors	Straight Insert with Female Metric Nut Thread and 24° Taper	104
DKL 45°	ECOVOS VA Stainless Steel Hose Connectors	45° Elbow Insert with Female Metric Nut Thread and 24° Taper	105
DKL 90°	ECOVOS VA Stainless Steel Hose Connectors	90° Elbow Insert with Female Metric Nut Thread and 24° Taper	106



Product-Specific Abbreviations

Abbreviation	Product Category	Product Description	Page
DKOJ	MULTIVOS High-Pressure Carbon Steel Hose Connectors	Straight Insert with Female UN/UNF Thread and 74° Taper / O-Ring	177
DKOJ 45°	MULTIVOS High-Pressure Carbon Steel Hose Connectors	45° Elbow Insert with Female UN/UNF Thread and 74° Taper / O-Ring	177
DKOJ 90°	MULTIVOS High-Pressure Carbon Steel Hose Connectors	90° Elbow Insert with Female UN/UNF Thread and 74° Taper / O-Ring	177
DKOL	ECOIVOS Carbon Steel Hose Connectors	Straight Insert with Female Metric Nut Thread and 24° Taper / O-Ring	24
DKOL	ECOIVOS VA Stainless Steel Hose Connectors	Straight Insert with Female Metric Nut Thread and 24° Taper / O-Ring	107
DKOL	MULTIVOS High-Pressure Carbon Steel Hose Connectors	Straight Insert with Female Metric Nut Thread and 24° Taper / O-Ring	144
DKOL 45°	ECOIVOS Carbon Steel Hose Connectors	45° Elbow Insert with Female Metric Nut Thread and 24° Taper / O-Ring	26
DKOL 45°	ECOIVOS VA Stainless Steel Hose Connectors	45° Elbow Insert with Female Metric Nut Thread and 24° Taper / O-Ring	108
DKOL 45°	MULTIVOS High-Pressure Carbon Steel Hose Connectors	45° Elbow Insert with Female Metric Nut Thread and 24° Taper / O-Ring	145
DKOL 90°	ECOIVOS Carbon Steel Hose Connectors	90° Elbow Insert with Female Metric Nut Thread and 24° Taper / O-Ring	28
DKOL 90°	ECOIVOS VA Stainless Steel Hose Connectors	90° Elbow Insert with Female Metric Nut Thread and 24° Taper / O-Ring	109
DKOL 90°	MULTIVOS High-Pressure Carbon Steel Hose Connectors	90° Elbow Insert with Female Metric Nut Thread and 24° Taper / O-Ring	146
DKOR	ECOIVOS VA Stainless Steel Hose Connectors	Straight Insert with Female BSPP Thread and 60° Taper / O-Ring	136
DKOR	MULTIVOS High-Pressure Carbon Steel Hose Connectors	Straight Insert with Female BSPP Thread and 60° Taper / O-Ring	171
DKOR	POWERVOS High-Performance Steel Hose Connectors	Straight Insert with Female BSPP Thread and 60° Taper / O-Ring	183
DKOR 45°	MULTIVOS High-Pressure Carbon Steel Hose Connectors	45° Elbow Insert with Female BSPP Thread and 60° Taper / O-Ring	172
DKOR 90°	MULTIVOS High-Pressure Carbon Steel Hose Connectors	90° Elbow Insert with Female BSPP Thread and 60° Taper / O-Ring	173
DKOS	ECOIVOS Carbon Steel Hose Connectors	Straight Insert with Female Metric Nut Thread and 24° Taper / O-Ring	30
DKOS	ECOIVOS VA Stainless Steel Hose Connectors	Straight Insert with Female Metric Nut Thread and 24° Taper / O-Ring	110
DKOS	MULTIVOS High-Pressure Carbon Steel Hose Connectors	Straight Insert with Female Metric Nut Thread and 24° Taper / O-Ring	147
DKOS	POWERVOS High-Performance Steel Hose Connectors	Straight Insert with Female Metric Nut Thread and 24° Taper / O-Ring	184
DKOS 45°	ECOIVOS Carbon Steel Hose Connectors	45° Elbow Insert with Female Metric Nut Thread and 24° Taper / O-Ring	32
DKOS 45°	ECOIVOS VA Stainless Steel Hose Connectors	45° Elbow Insert with Female Metric Nut Thread and 24° Taper / O-Ring	111
DKOS 45°	MULTIVOS High-Pressure Carbon Steel Hose Connectors	45° Elbow Insert with Female Metric Nut Thread and 24° Taper / O-Ring	148
DKOS 90°	ECOIVOS Carbon Steel Hose Connectors	90° Elbow Insert with Female Metric Nut Thread and 24° Taper / O-Ring	34
DKOS 90°	ECOIVOS VA Stainless Steel Hose Connectors	90° Elbow Insert with Female Metric Nut Thread and 24° Taper / O-Ring	112
DKOS 90°	MULTIVOS High-Pressure Carbon Steel Hose Connectors	90° Elbow Insert with Female Metric Nut Thread and 24° Taper / O-Ring	149
DKR	ECOIVOS Carbon Steel Hose Connectors	Straight Insert with Female BSPP Thread and 60° Taper	64
DKR	ECOIVOS VA Stainless Steel Hose Connectors	Straight Insert with Female BSPP Thread and 60° Taper	127
DKR	MULTIVOS High-Pressure Carbon Steel Hose Connectors	Straight Insert with Female BSPP Thread and 60° Taper	162
DKR 45°	ECOIVOS Carbon Steel Hose Connectors	45° Elbow Insert with Female BSPP Thread and 60° Taper	65
DKR 45°	ECOIVOS VA Stainless Steel Hose Connectors	45° Elbow Insert with Female BSPP Thread and 60° Taper	128
DKR 45°	MULTIVOS High-Pressure Carbon Steel Hose Connectors	45° Elbow Insert with Female BSPP Thread and 60° Taper	163
DKR 90°	ECOIVOS Carbon Steel Hose Connectors	90° Elbow Insert with Female BSPP Thread and 60° Taper	66
DKR 90°	ECOIVOS VA Stainless Steel Hose Connectors	90° Elbow Insert with Female BSPP Thread and 60° Taper	129
DKR 90°	MULTIVOS High-Pressure Carbon Steel Hose Connectors	90° Elbow Insert with Female BSPP Thread and 60° Taper	164
DKRF	ECOIVOS Carbon Steel Hose Connectors	Straight Insert with Female BSPP Thread	67
DKRF	ECOIVOS VA Stainless Steel Hose Connectors	Straight Insert with Female BSPP Thread	130
DKRF 90°	ECOIVOS Carbon Steel Hose Connectors	90° Elbow Insert with Female BSPP Thread	68
DKRF 90°	ECOIVOS VA Stainless Steel Hose Connectors	90° Elbow Insert with Female BSPP Thread	131
ORFS	ECOIVOS Carbon Steel Hose Connectors	Straight Insert with O-Ring Face Seal Connection	57
ORS	ECOIVOS Carbon Steel Hose Connectors	Straight Insert with Female UN/UNF Thread for O-Ring Face Seal Connection	78
ORS	ECOIVOS VA Stainless Steel Hose Connectors	Straight Insert with Female UN/UNF Thread for O-Ring Face Seal Connection	135
ORS	MULTIVOS High-Pressure Carbon Steel Hose Connectors	Straight Insert with Female UN/UNF Thread for O-Ring Face Seal Connection	168
ORS 45°	ECOIVOS Carbon Steel Hose Connectors	45° Elbow Insert with Female UN/UNF Thread for O-Ring Face Seal Connection	79
ORS 45°	MULTIVOS High-Pressure Carbon Steel Hose Connectors	45° Elbow Insert with Female UN/UNF Thread for O-Ring Face Seal Connection	169
ORS 90°	ECOIVOS Carbon Steel Hose Connectors	90° Elbow Insert with Female UN/UNF Thread for O-Ring Face Seal Connection	80
ORS 90°	MULTIVOS High-Pressure Carbon Steel Hose Connectors	90° Elbow Insert with Female UN/UNF Thread for O-Ring Face Seal Connection	170
RGN	ECOIVOS Carbon Steel Hose Connectors	Straight Metric Banjo Insert	82
RGNG	ECOIVOS Carbon Steel Hose Connectors	Straight Imperial Banjo Insert	83
SFC	MULTIVOS High-Pressure Carbon Steel Hose Connectors	Straight Insert with SAE Flange Adaptor (9000 PSI Series)	159
SFC 45°	MULTIVOS High-Pressure Carbon Steel Hose Connectors	45° Elbow Insert with SAE Flange Adaptor (9000 PSI Series)	160
SFC 90°	MULTIVOS High-Pressure Carbon Steel Hose Connectors	90° Elbow Insert with SAE Flange Adaptor (9000 PSI Series)	161
SFL	ECOIVOS Carbon Steel Hose Connectors	Straight Insert with SAE Flange Adaptor (3000 PSI Series)	58
SFL	ECOIVOS VA Stainless Steel Hose Connectors	Straight Insert with SAE Flange Adaptor (3000 PSI Series)	121
SFL	MULTIVOS High-Pressure Carbon Steel Hose Connectors	Straight Insert with SAE Flange Adaptor (3000 PSI Series)	153 / 175
SFL 45°	ECOIVOS Carbon Steel Hose Connectors	45° Elbow Insert with SAE Flange Adaptor (3000 PSI Series)	59
SFL 45°	ECOIVOS VA Stainless Steel Hose Connectors	45° Elbow Insert with SAE Flange Adaptor (3000 PSI Series)	122
SFL 45°	MULTIVOS High-Pressure Carbon Steel Hose Connectors	45° Elbow Insert with SAE Flange Adaptor (3000 PSI Series)	154 / 175
SFL 90°	ECOIVOS Carbon Steel Hose Connectors	90° Elbow Insert with SAE Flange Adaptor (3000 PSI Series)	60
SFL 90°	ECOIVOS VA Stainless Steel Hose Connectors	90° Elbow Insert with SAE Flange Adaptor (3000 PSI Series)	123
SFL 90°	MULTIVOS High-Pressure Carbon Steel Hose Connectors	90° Elbow Insert with SAE Flange Adaptor (3000 PSI Series)	155 / 175
SFS	ECOIVOS Carbon Steel Hose Connectors	Straight Insert with SAE Flange Adaptor (6000 PSI Series)	61
SFS	ECOIVOS VA Stainless Steel Hose Connectors	Straight Insert with SAE Flange Adaptor (6000 PSI Series)	124
SFS	MULTIVOS High-Pressure Carbon Steel Hose Connectors	Straight Insert with SAE Flange Adaptor (6000 PSI Series)	156 / 176
SFS 45°	ECOIVOS Carbon Steel Hose Connectors	45° Elbow Insert with SAE Flange Adaptor (6000 PSI Series)	62
SFS 45°	ECOIVOS VA Stainless Steel Hose Connectors	45° Elbow Insert with SAE Flange Adaptor (6000 PSI Series)	125
SFS 45°	MULTIVOS High-Pressure Carbon Steel Hose Connectors	45° Elbow Insert with SAE Flange Adaptor (6000 PSI Series)	157 / 176
SFS 90°	ECOIVOS Carbon Steel Hose Connectors	90° Elbow Insert with SAE Flange Adaptor (6000 PSI Series)	63
SFS 90°	ECOIVOS VA Stainless Steel Hose Connectors	90° Elbow Insert with SAE Flange Adaptor (6000 PSI Series)	126
SFS 90°	MULTIVOS High-Pressure Carbon Steel Hose Connectors	90° Elbow Insert with SAE Flange Adaptor (6000 PSI Series)	158 / 176
SN-WC	ECOIVOS Carbon Steel Hose Connectors	Union Nut for Straight Insert with Pressure Washer Connector	81
WCC	ECOIVOS Carbon Steel Hose Connectors	Straight Insert with Pressure Washer Connector	81
WCS	ECOIVOS Carbon Steel Hose Connectors	Straight Insert with Pressure Washer Connector	81



